



US00D839226S

(12) **United States Design Patent**
Christie

(10) **Patent No.:** **US D839,226 S**
(45) **Date of Patent:** **** Jan. 29, 2019**

(54) **COMPACT AUDIO/VIDEO RECEIVER**

D771,050 S * 11/2016 Morgeneier D14/426
D781,794 S * 3/2017 Gargani D14/125

(71) Applicant: **Savant Systems, LLC**, Hyannis, MA
(US)

* cited by examiner

(72) Inventor: **Cary Lee Christie**, Gardnerville, NV
(US)

Primary Examiner — Randall H Gholson
(74) *Attorney, Agent, or Firm* — Cesari and McKenna,
LLP

(73) Assignee: **Savant Systems, LLC**, Hyannis, MA
(US)

(**) Term: **15 Years**

(57) **CLAIM**

(21) Appl. No.: **29/622,811**

The ornamental design for a compact audio/video receiver,
substantially as shown.

(22) Filed: **Oct. 19, 2017**

(51) **LOC (11) Cl.** **14-03**

(52) **U.S. Cl.**
USPC **D14/125; D14/168**

DESCRIPTION

(58) **Field of Classification Search**
USPC D14/125, 357-358, 496, 188, 242, 432;
D13/184; 348/10, 460, 706, 731;
340/825.03; 455/6.1, 6.2; 312/223.1, 7.2
CPC H04N 7/00
See application file for complete search history.


FIG. 1 is an isometric view from the front of a compact
audio/video receiver incorporating the design;
FIG. 2 is a top plan view thereof;
FIG. 3 is a bottom view thereof;
FIG. 4 is an isometric view from the rear thereof;
FIG. 5 is a back view thereof;
FIG. 6 is a right view thereof;
FIG. 7 is a left view thereof; and,
FIG. 8 is a front view thereof.

(56) **References Cited**

U.S. PATENT DOCUMENTS

D682,827 S * 5/2013 Park D14/315
D754,627 S * 4/2016 Fustino D14/188

1 Claim, 8 Drawing Sheets



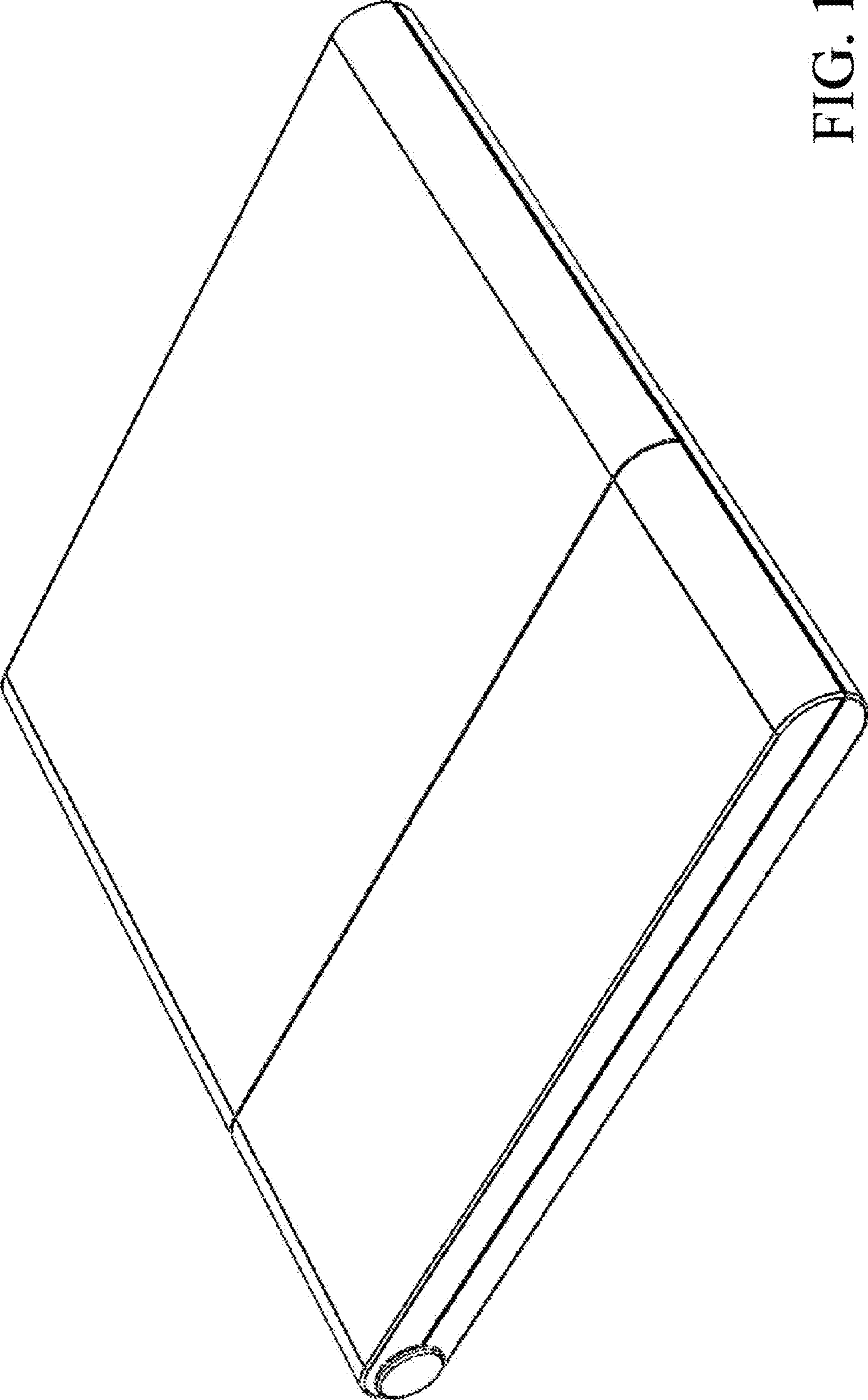



FIG. 1

FIG. 2



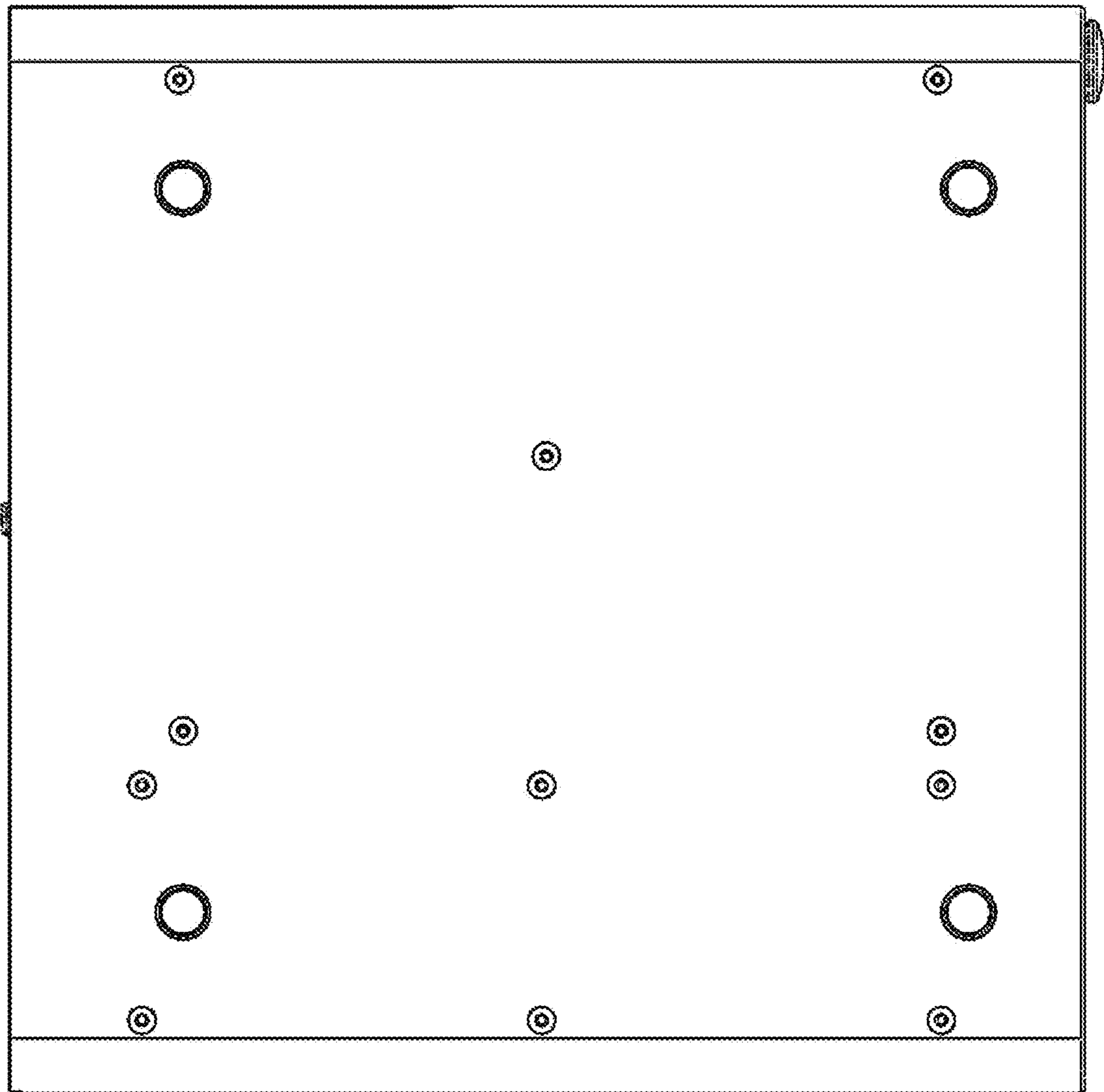


FIG. 3

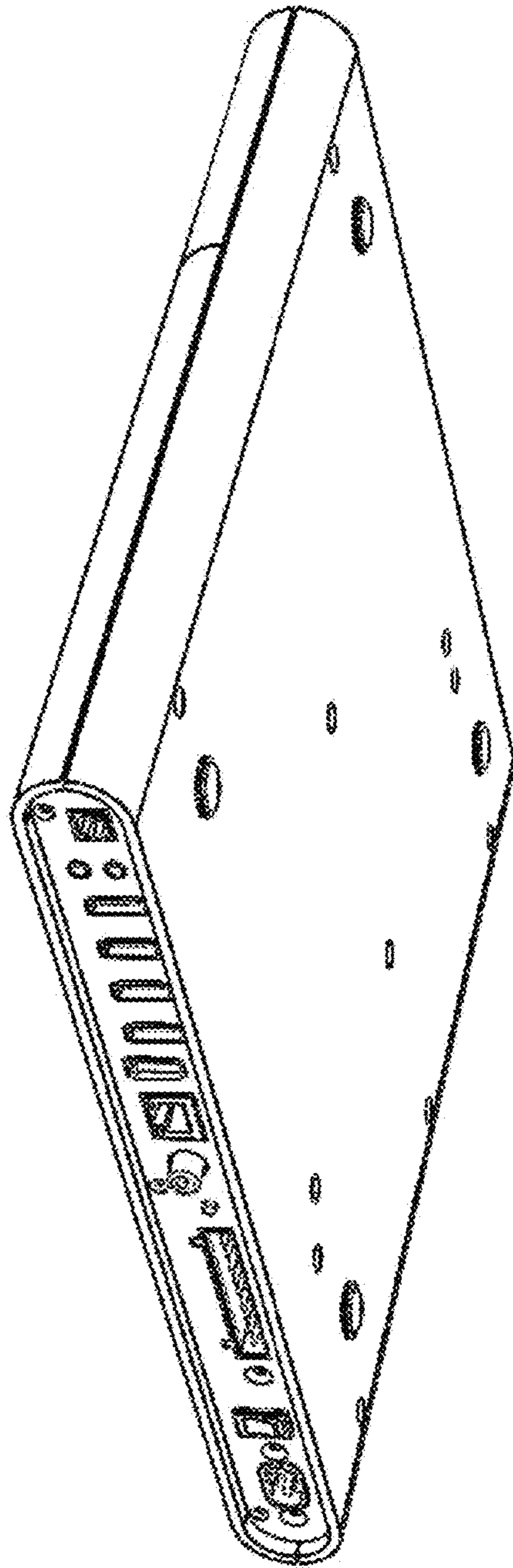


FIG. 4

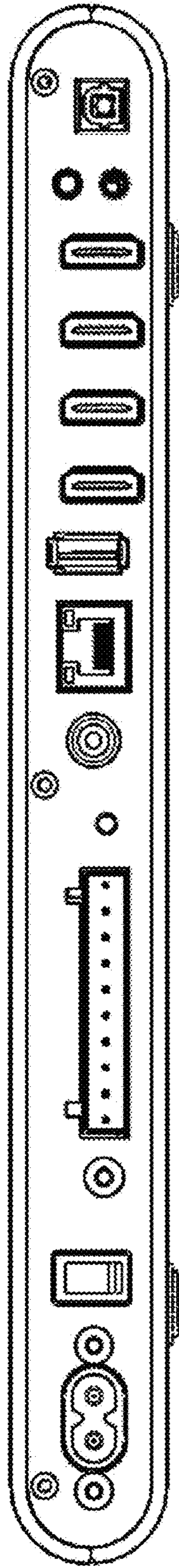


FIG. 5




FIG. 6




FIG. 7




FIG. 8