



US00D839225S

(12) **United States Design Patent** (10) **Patent No.:** **US D839,225 S**
Hammarstedt et al. (45) **Date of Patent:** **** Jan. 29, 2019**

(54) **ENCLOSURE FOR AN ELECTRONIC DEVICE**

(71) Applicant: **ARRIS Enterprises LLC**, Suwanee, GA (US)

(72) Inventors: **Jorgen Hammarstedt**, Linkoping (SE); **Christel Winell**, Linkoping (SE); **Christer Akesson**, Linkoping (SE); **Urban Axelsson**, Sturefors (SE); **Carl Magnus Carlsson**, Linkoping (SE); **Sebastian Harring**, Linkoping (SE); **Frida Andersson**, Linkoping (SE)

(73) Assignee: **ARRIS Enterprises LLC**, Suwanee, GA (US)

(**) Term: **15 Years**

(21) Appl. No.: **29/583,153**

(22) Filed: **Nov. 2, 2016**

Related U.S. Application Data

(62) Division of application No. 29/502,023, filed on Sep. 10, 2014, now Pat. No. Des. 774,009.

(51) **LOC (11) Cl.** **14-03**

(52) **U.S. Cl.**
USPC **D14/125**

(58) **Field of Classification Search**
USPC D14/125, 357-358, 496, 188, 242, 432; D13/184; 348/10, 460, 706, 731; 340/825.03; 455/6.1, 6.2; 312/223.1, 7.2
CPC H04N 7/00
See application file for complete search history.

(56) **References Cited**

U.S. PATENT DOCUMENTS

D571,377 S	6/2008	Ledbetter et al.	
D582,409 S	12/2008	Maiers et al.	
D584,307 S	1/2009	Maiers et al.	
D598,018 S	8/2009	Sumii	
D600,694 S	9/2009	Sumii	
D611,471 S	3/2010	Maiers et al.	
D640,692 S	6/2011	Waisman-Diamond	
D647,866 S	11/2011	Chen	
D657,784 S *	4/2012	Akana	D14/314
D677,190 S	3/2013	Cobbett et al.	
D685,355 S	7/2013	Holleman et al.	
D690,218 S	9/2013	Cobbett et al.	
D707,668 S	6/2014	Lim et al.	

* cited by examiner

Primary Examiner — Randall H Gholson
(74) *Attorney, Agent, or Firm* — Stewart M. Wiener

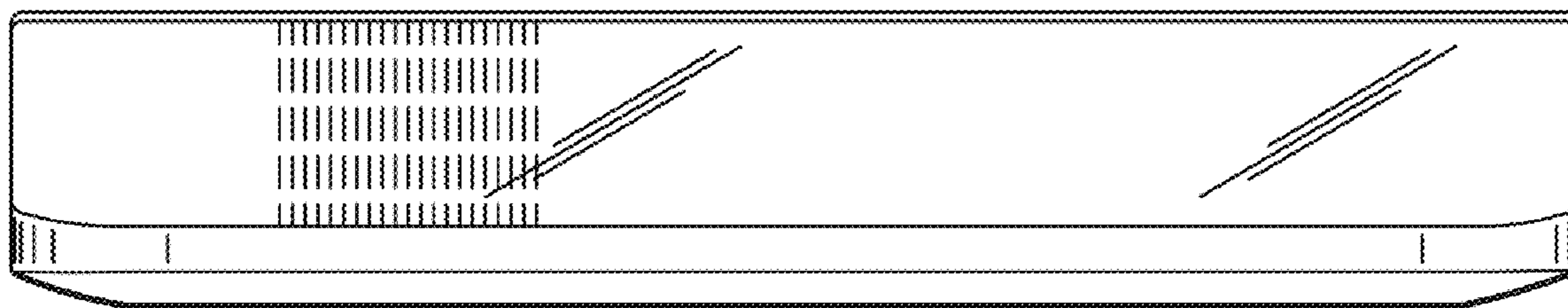
(57) **CLAIM**

The ornamental design for an enclosure for an electronic device, as shown and described.

DESCRIPTION

FIG. 1 is a front view of the enclosure for an electronic device;
FIG. 2 is a top view thereof;
FIG. 3 is a rear view thereof;
FIG. 4 bottom view thereof; and,
FIG. 5 is a top front perspective view thereof.
The broken lines depict portions of the enclosure for an electronic device that form no part of the claimed design.

1 Claim, 3 Drawing Sheets






FIG. 1

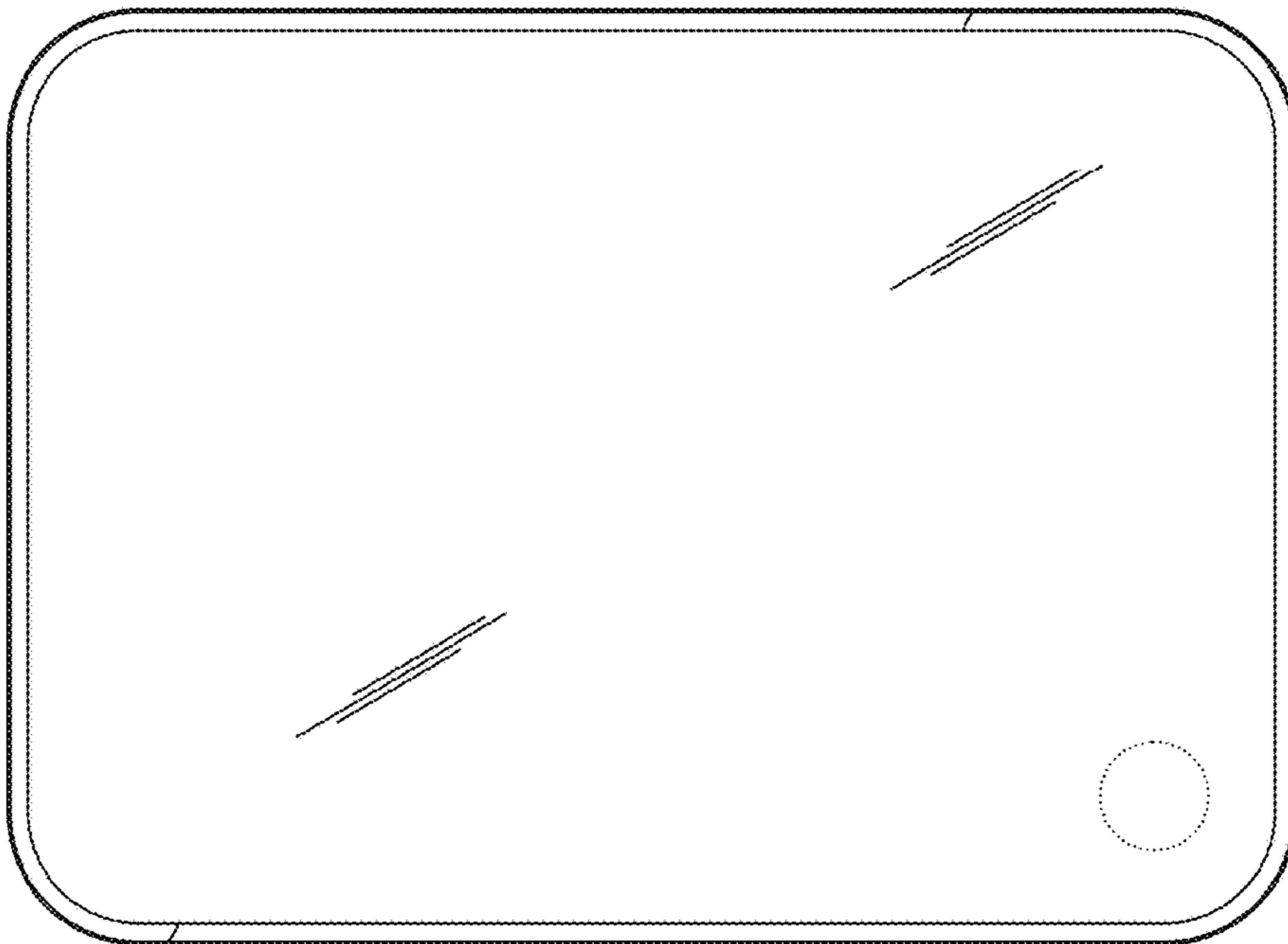


FIG. 2

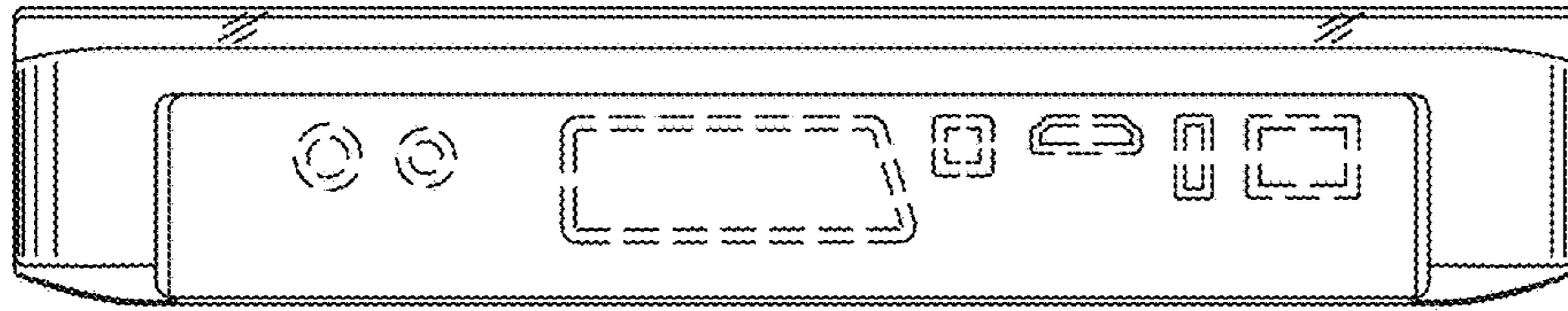


FIG. 3

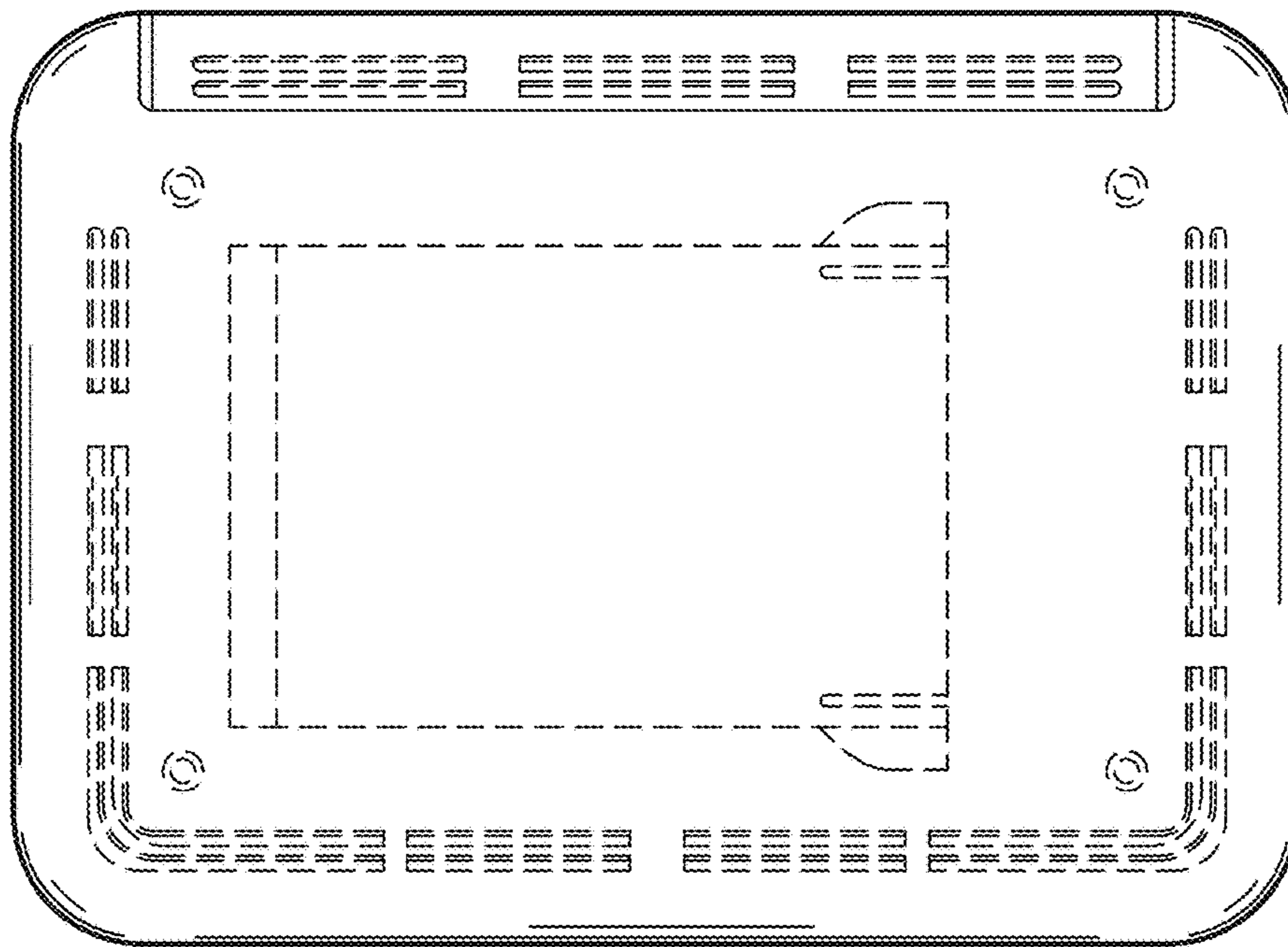


FIG. 4

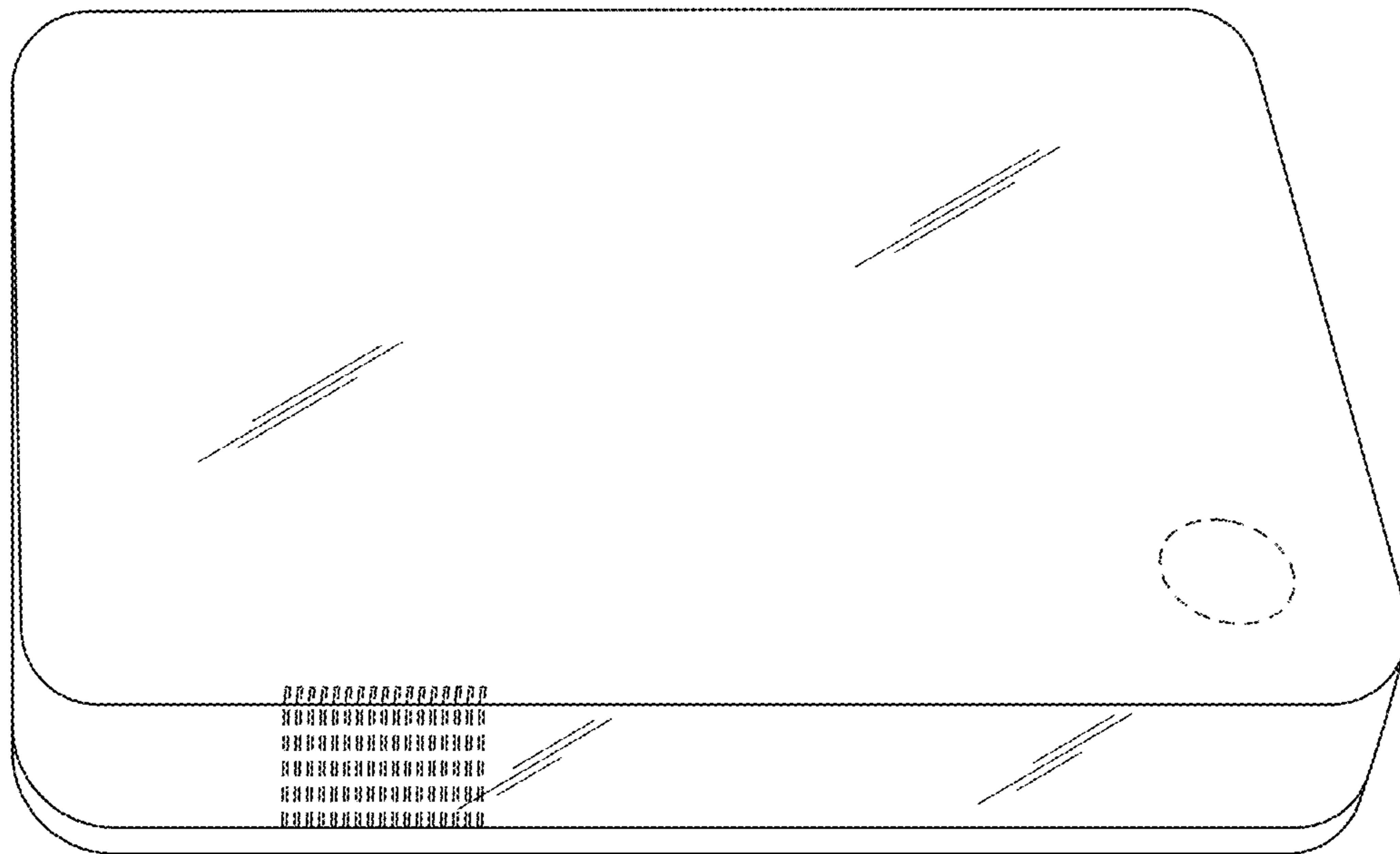


FIG. 5