



US00D839170S

(12) **United States Design Patent** (10) **Patent No.:** **US D839,170 S**
Fang (45) **Date of Patent:** **** Jan. 29, 2019**

(54) **FLOOR MAT**
(71) Applicant: **Huyan Fang**, Secaucus, NJ (US)
(72) Inventor: **Huyan Fang**, Secaucus, NJ (US)
(**) Term: **15 Years**
(21) Appl. No.: **29/623,814**
(22) Filed: **Oct. 27, 2017**
(51) **LOC (11) Cl.** **12-16**
(52) **U.S. Cl.**
USPC **D12/203**
(58) **Field of Classification Search**
USPC D12/203, 221; D6/582-586, 592-594;
D5/53, 56, 60
CPC B60R 13/01; B60N 3/044; B60N 3/04
See application file for complete search history.

D656,874 S * 4/2012 MacNeil D12/203
D656,875 S * 4/2012 MacNeil D12/203
D663,667 S * 7/2012 Yang D12/203
D756,668 S * 5/2016 Blythe D5/60
D774,327 S * 12/2016 Chang D6/583
D782,382 S * 3/2017 Jaimes D12/203
D789,697 S * 6/2017 Cobler D5/56
D793,316 S * 8/2017 Gross D12/203

* cited by examiner

Primary Examiner — Michelle E. Wilson
Assistant Examiner — Clese Moore, Jr.
(74) *Attorney, Agent, or Firm* — Dunlap Bennett & Ludwig PLLC

(57) **CLAIM**

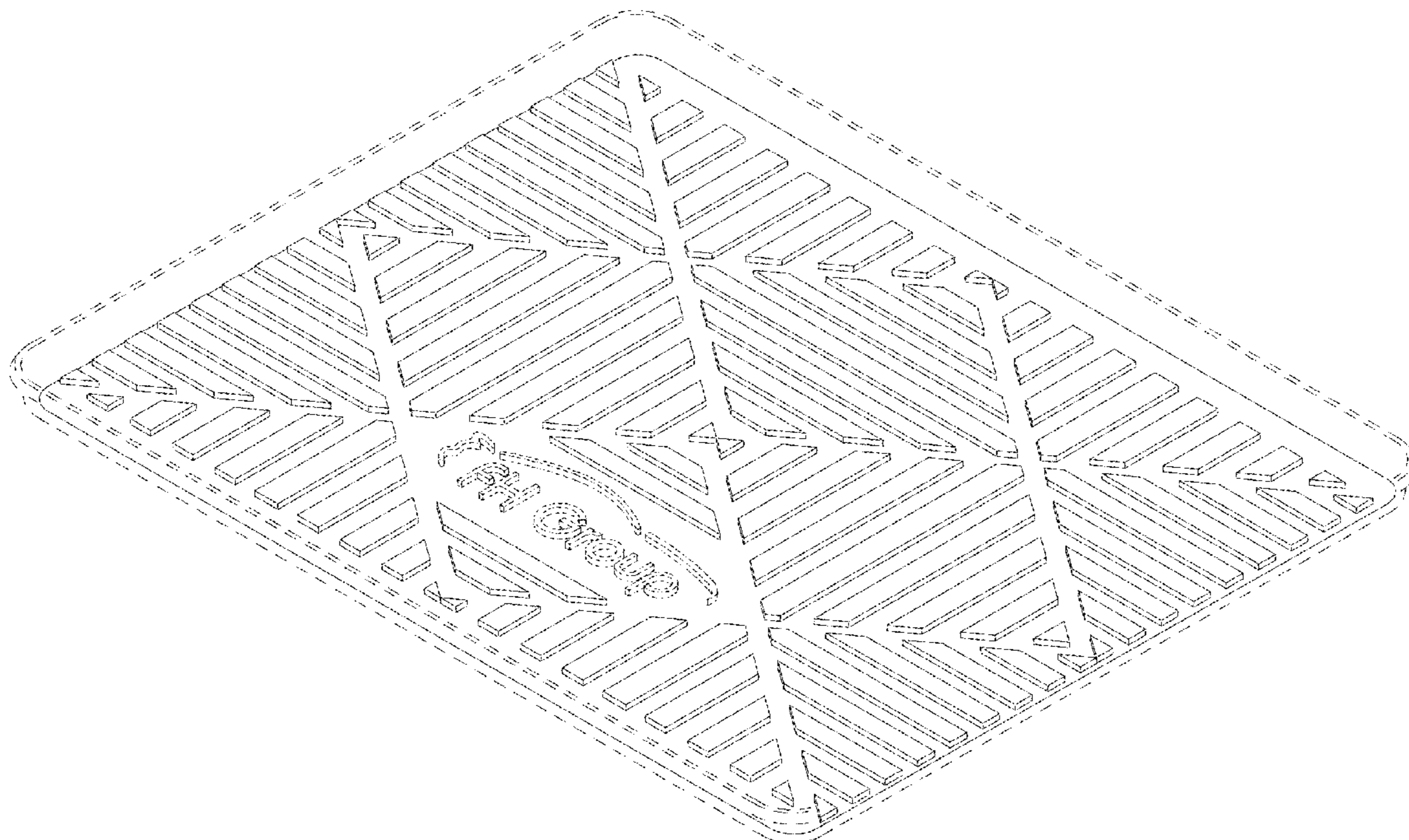
The ornamental design for a floor mat, as shown and described.

DESCRIPTION

FIG. 1 is a perspective view of a floor mat;
FIG. 2 is a top elevation view thereof;
FIG. 3 is a front elevation view thereof, a rear elevation view being a mirror image thereof;
FIG. 4 is a right side elevation view thereof, a left side elevation view being a mirror image thereof; and,
FIG. 5 is a bottom elevation view thereof.
The broken lines shown in the drawings depict portions of a bottom surface, a sidewall and a logo that form no part of the claimed invention.

1 Claim, 4 Drawing Sheets

(56) **References Cited**
U.S. PATENT DOCUMENTS
D392,108 S * 3/1998 Diggins D5/53
D428,264 S * 7/2000 Boyce D5/53
D443,460 S * 6/2001 Bailey D12/203
D485,110 S * 1/2004 Theorin D6/582
D510,553 S * 10/2005 Hussaini D12/203
D512,358 S * 12/2005 Hussaini D12/203
D514,493 S * 2/2006 MacNeil D12/203
D518,648 S * 4/2006 Broering D5/53
D522,428 S * 6/2006 MacNeil D12/203
D604,082 S * 11/2009 Thrush D6/582



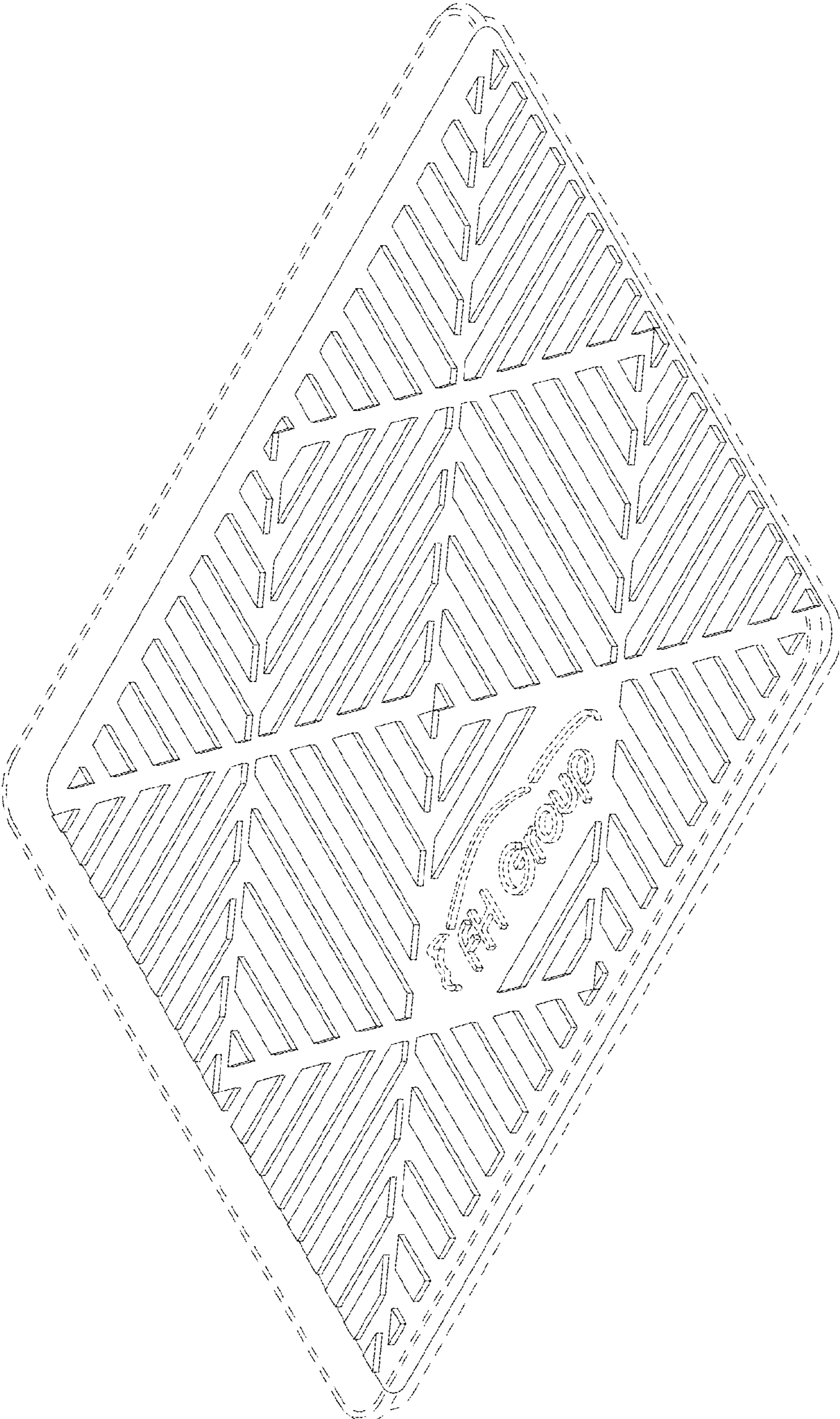


FIG.1




FIG. 2




FIG. 3



FIG. 4



FIG. 5