



US00D839167S

(12) **United States Design Patent** (10) **Patent No.:** **US D839,167 S**
Seo et al. (45) **Date of Patent:** **** Jan. 29, 2019**

(54) **FRONT DOOR PANEL FOR VEHICLES**

(71) Applicants: **HYUNDAI MOTOR COMPANY**,
Seoul (KR); **KIA MOTORS**
CORPORATION, Seoul (KR)

(72) Inventors: **Seong-Hwan Seo**, Gunpo-si (KR);
Seung-Jin Kim, Hwaseong-si (KR)

(73) Assignees: **Hyundai Motor Company**, Seoul
(KR); **Kia Motors Corporation**, Seoul
(KR)

(**) Term: **15 Years**

(21) Appl. No.: **35/504,132**

(22) Filed: **Nov. 21, 2017**

(80) **Hague Agreement Data**

Int. Filing Date: **Nov. 21, 2017**

Int. Reg. No.: **DM/098722**

Int. Reg. Date: **Nov. 21, 2017**

Int. Reg. Pub. Date: **Dec. 15, 2017**

(51) **LOC (11) Cl.** **12-16**

(52) **U.S. Cl.**
USPC **D12/196**

(58) **Field of Classification Search**
USPC D12/90-92, 181, 184, 196, 400
CPC B60J 5/04; B60J 5/0401; B60J 5/0412;
B60R 13/04; B60R 19/54; B62D 24/00;
B62D 25/00; B62D 25/02; B62D 25/04;
B62D 25/18; B62D 25/184
See application file for complete search history.

(56) **References Cited**

U.S. PATENT DOCUMENTS

D773,961 S * 12/2016 Kim D12/92
D777,605 S * 1/2017 Ferlazzo D12/92

D801,873 S * 11/2017 Lamberty D12/92
D807,790 S * 1/2018 Shim D12/92
D821,924 S * 7/2018 Kim D12/92
D823,728 S * 7/2018 Yewon D12/92
D823,730 S * 7/2018 Lee D12/92
D823,731 S * 7/2018 Kim D12/92
D824,809 S * 8/2018 Minami D12/92
D826,095 S * 8/2018 Hirzel D12/92

* cited by examiner

Primary Examiner — Michael A. Pratt

(74) *Attorney, Agent, or Firm* — Mintz Levin Cohn Ferris
Glovsky and Popeo, P.C.; Kongsik Kim

(57) **CLAIM**

The ornamental design for a front door panel for vehicles, as
shown and described.

DESCRIPTION

1. Front door panel for vehicles

1.1 : Perspective

1.2 : Front

1.3 : Back

1.4 : Left


1.5 : Right

1.6 : Top

1.7 : Bottom

1.1 is a front and left side perspective view of a front door
panel for vehicles showing our new design; 1.2 is a front
elevation view thereof; 1.3 is a rear elevation view thereof;
1.4 is a left side elevation view thereof; 1.5 is a right side
elevation view thereof; 1.6 is a top plan view thereof; and
1.7 is bottom plan view thereof.


1 Claim, 7 Drawing Sheets



1.1




1.2




1.3




1.4



1.5



1.6



1.7

