



US00D839162S

(12) **United States Design Patent**
Schwalbe et al.

(10) **Patent No.:** **US D839,162 S**
(45) **Date of Patent:** **** Jan. 29, 2019**

(54) **SIDE PANEL FOR AGRICULTURAL
PRODUCT SPRAYER**

(71) Applicant: **CNH Industrial America LLC**, New
Holland, PA (US)

(72) Inventors: **Blaine A. Schwalbe**, Valders, WI (US);
Steven N. Winkel, Kiel, WI (US); **Ross
P. Christiansen**, Kiel, WI (US)

(73) Assignee: **CNH Industrial America LLC**, New
Holland, PA (US)

(**) Term: **15 Years**

(21) Appl. No.: **29/625,543**

(22) Filed: **Nov. 10, 2017**

(51) **LOC (11) Cl.** **12-08**

(52) **U.S. Cl.**
USPC **D12/195**

(58) **Field of Classification Search**
USPC D12/195, 193, 190, 196; D15/17, 28;
D10/46, 98, 102-103; D8/302-303
CPC B60J 5/04
See application file for complete search history.

(56) **References Cited**

U.S. PATENT DOCUMENTS

D743,311 S * 11/2015 Weiner D12/195
D794,523 S * 8/2017 Pepin D12/195

D811,970 S * 3/2018 Lokers D12/195
D811,971 S * 3/2018 Lokers D12/195
D817,833 S * 5/2018 Fiore, IV D12/195
D818,920 S * 5/2018 Hodges D12/195
D826,124 S * 8/2018 Unveren D12/195
2016/0144898 A1* 5/2016 Fujii B60J 5/045
296/191

* cited by examiner

Primary Examiner — Katrina A Betton

(74) *Attorney, Agent, or Firm* — Rebecca L. Henkel;
Rickard K. DeMille

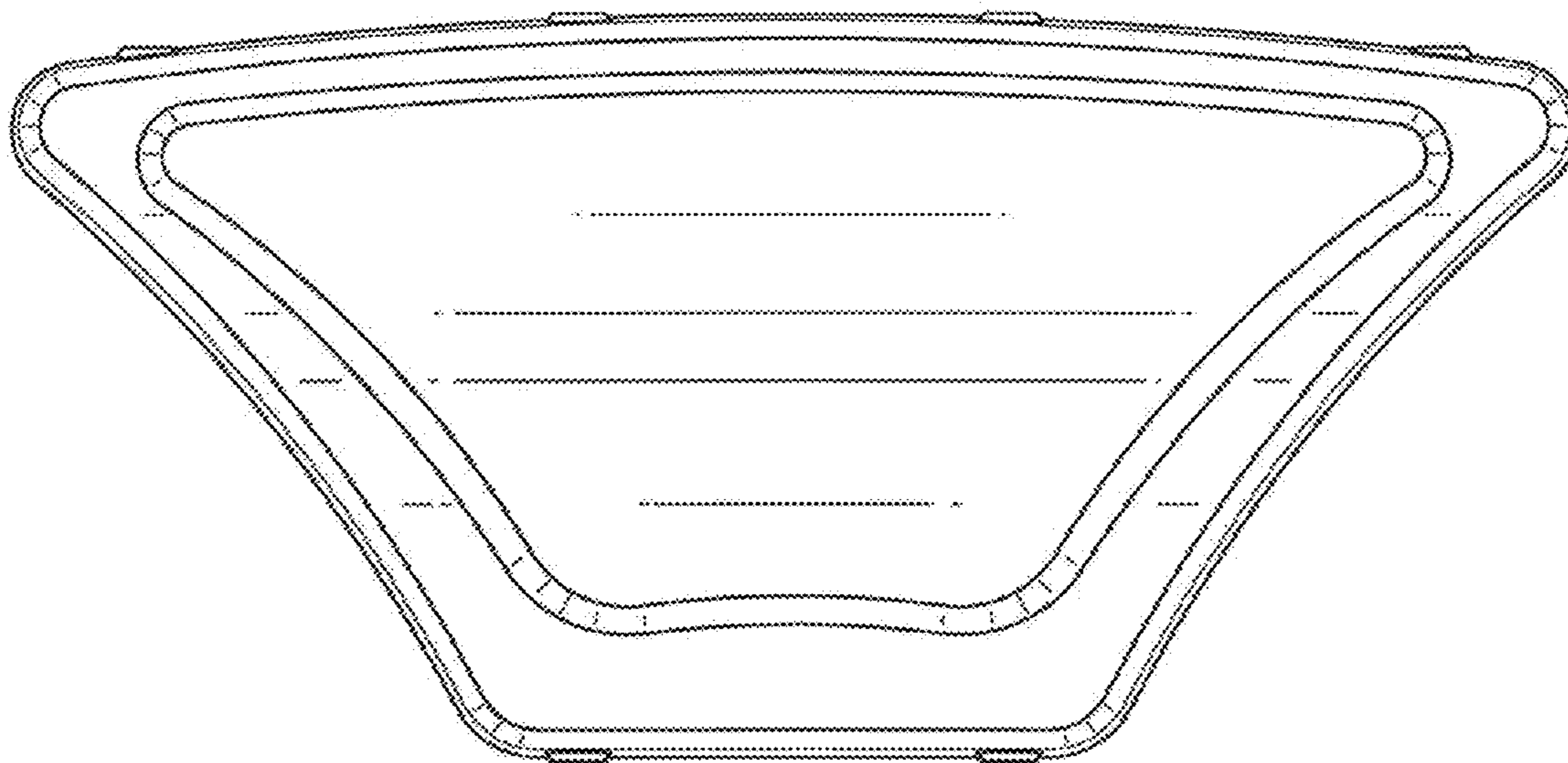
(57) **CLAIM**

The ornamental design for a side panel for agricultural
product sprayer, as shown and described.

DESCRIPTION

FIG. 1 is an isometric view of a side panel for agricultural
product sprayer showing our new design;
FIG. 2 is a side elevation view of a first side of the side panel
of FIG. 1;
FIG. 3 is a front elevation view of the side panel of FIG. 1;
FIG. 4 is a rear elevation of the side panel of FIG. 1;
FIG. 5 is a top plan view of the side panel of FIG. 1;
FIG. 6 is a bottom plan view of the side panel of FIG. 1; and,
FIG. 7 is a side elevation view of a second side of the side
panel of FIG. 1.
In the drawings, the broken lines in FIG. 7 depict portions
of the article that form no part of the claimed design.

1 Claim, 5 Drawing Sheets



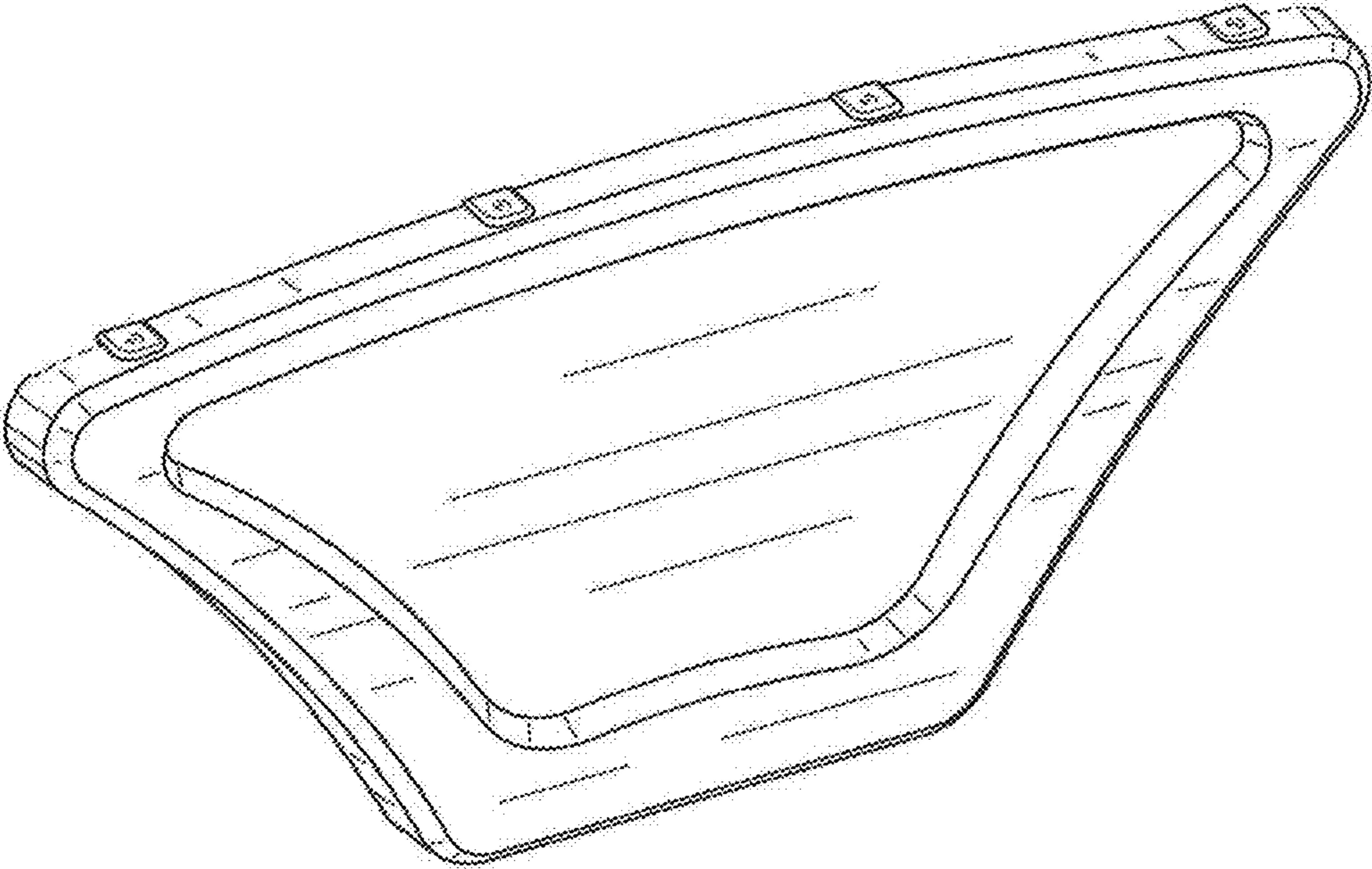


FIG. 1

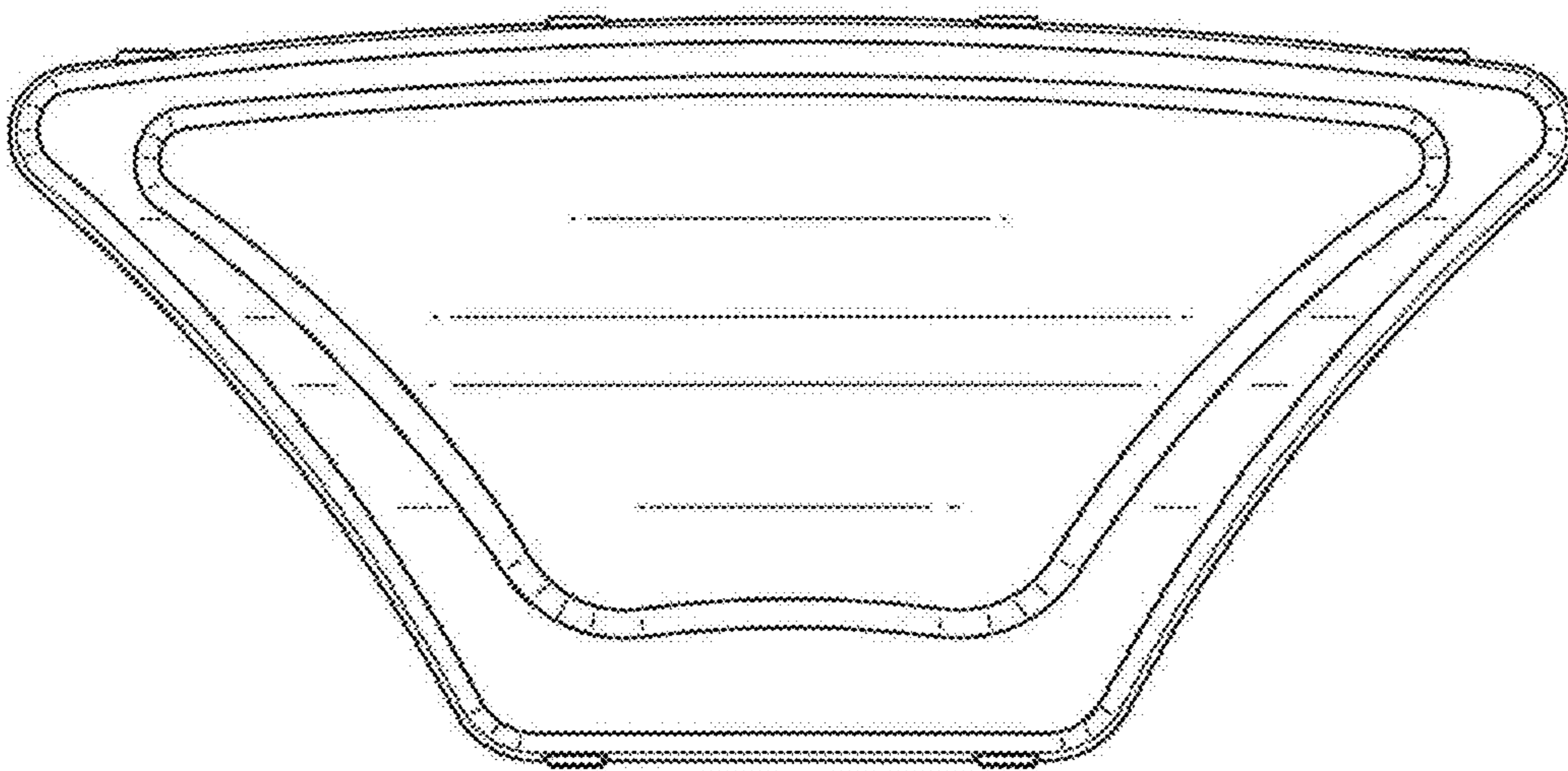


FIG. 2




FIG. 3




FIG. 4



FIG. 5




FIG. 6

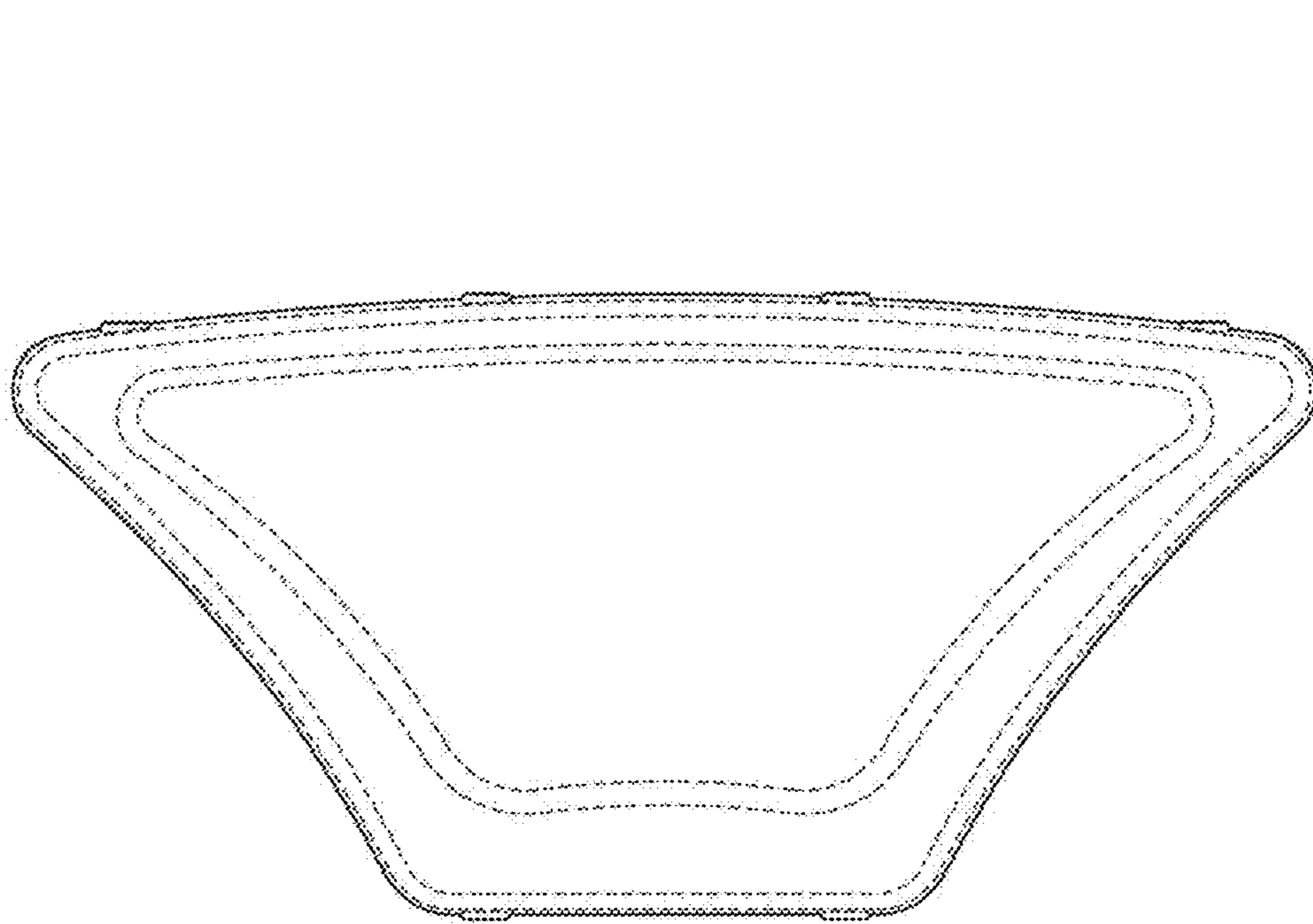


FIG. 7