



US00D839151S

(12) **United States Design Patent** (10) **Patent No.:** **US D839,151 S**
Cartabiano et al. (45) **Date of Patent:** **** Jan. 29, 2019**

(54) **FRONT BUMPER FOR AN AUTOMOBILE**

OTHER PUBLICATIONS

(71) Applicants: **Ian Richard Cartabiano**, Torrance, CA (US); **Yeongmin Kong**, Canton, MI (US); **Kengo Iwanaga**, Ann Arbor, MI (US)

Netcarshow Website, Toyota Camry (2018), <https://www.netcarshow.com/toyota/2018-camry/1280x960/wallpaper_01.htm>, available at least as early as Jan. 9, 2017.

(72) Inventors: **Ian Richard Cartabiano**, Torrance, CA (US); **Yeongmin Kong**, Canton, MI (US); **Kengo Iwanaga**, Ann Arbor, MI (US)

Netcarshow Website, Toyota Avalon (2016), <https://www.netcarshow.com/toyota/2016-avalon/1280x960/wallpaper_02.htm>, available at least as early as Feb. 12, 2015.

Netcarshow Website, Lexus LS500 (2018), <https://www.netcarshow.com/lexus/2018-ls_500/1280x960/wallpaper_2f.htm>, available at least as early as Jan. 9, 2017.

(73) Assignee: **TOYOTA JIDOSHA KABUSHIKI KAISHA** (JP)

* cited by examiner

(**) Term: **15 Years**

Primary Examiner — Melody N Brown

(74) *Attorney, Agent, or Firm* — Saidman DesignLaw Group, LLC

(21) Appl. No.: **29/626,122**

(22) Filed: **Nov. 15, 2017**

(57) **CLAIM**

(51) **LOC (11) Cl.** **12-16**

The ornamental design for a front bumper for an automobile, as shown and described.

(52) **U.S. Cl.**

USPC **D12/169**

(58) **Field of Classification Search**

DESCRIPTION

CPC B60R 19/02; B60R 19/04; B62D 25/08
See application file for complete search history.

(56) **References Cited**

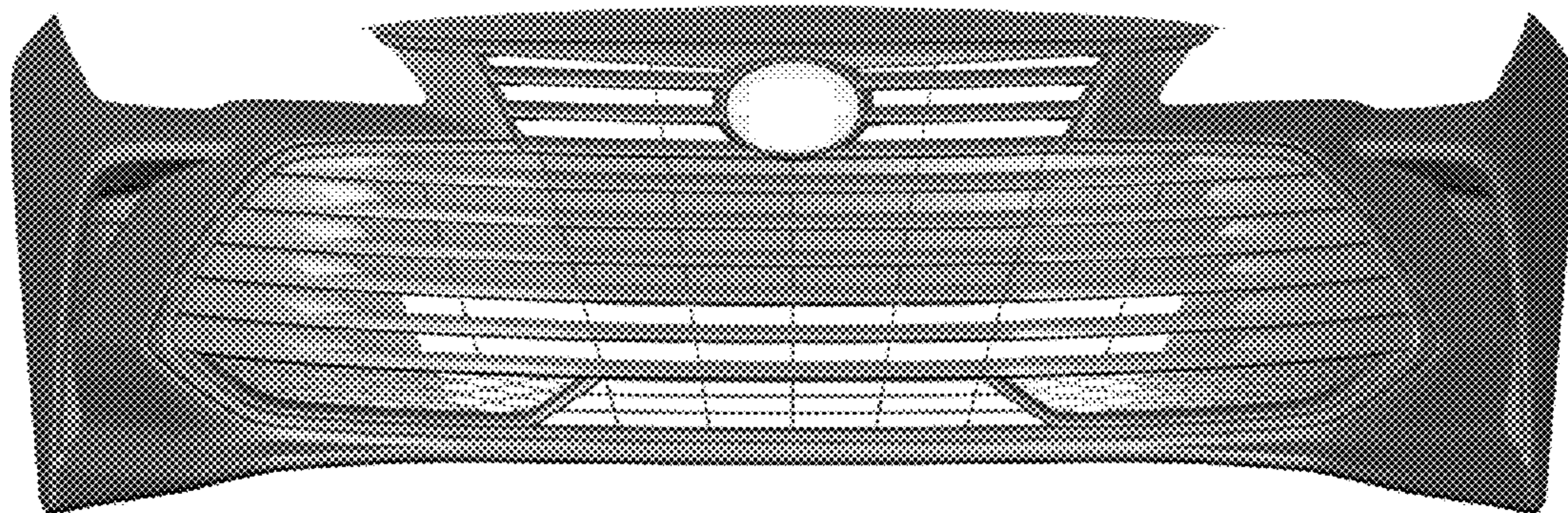
U.S. PATENT DOCUMENTS

D784,214 S	*	4/2017	Kanasugi	D12/169
D791,655 S	*	7/2017	Hirai	D12/169
D792,296 S	*	7/2017	Matsumoto	D12/169
D800,032 S	*	10/2017	Yokoi	D12/169
D800,033 S	*	10/2017	Yokoi	D12/169
D800,035 S	*	10/2017	Takamatsu	D12/169
D813,735 S	*	3/2018	Kanno	D12/169
D813,736 S	*	3/2018	Jevremovic	D12/169
D816,566 S	*	5/2018	Loeb	D12/169
D824,820 S	*	8/2018	Nakamura	D12/169

FIG. 1 is a perspective view of a front bumper for an automobile showing our new design;
FIG. 2 is a front view thereof;
FIG. 3 is a rear view thereof;
FIG. 4 is a top view thereof;
FIG. 5 is a bottom view thereof;
FIG. 6 is a left side view thereof; and,
FIG. 7 is a right side view thereof.

The claimed design is indicated by the relatively dark portions in the figures. The relatively light portions form no part of the claimed design.

1 Claim, 4 Drawing Sheets






FIG. 1

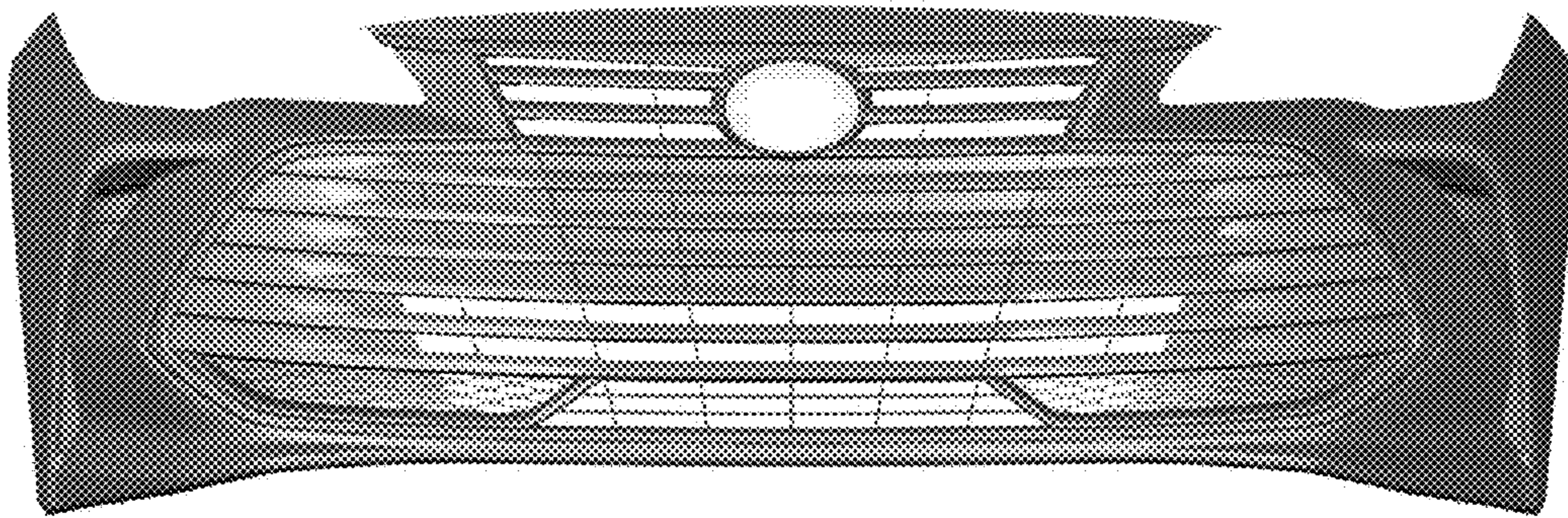


FIG. 2




FIG. 3




FIG. 4




FIG. 5




FIG. 6

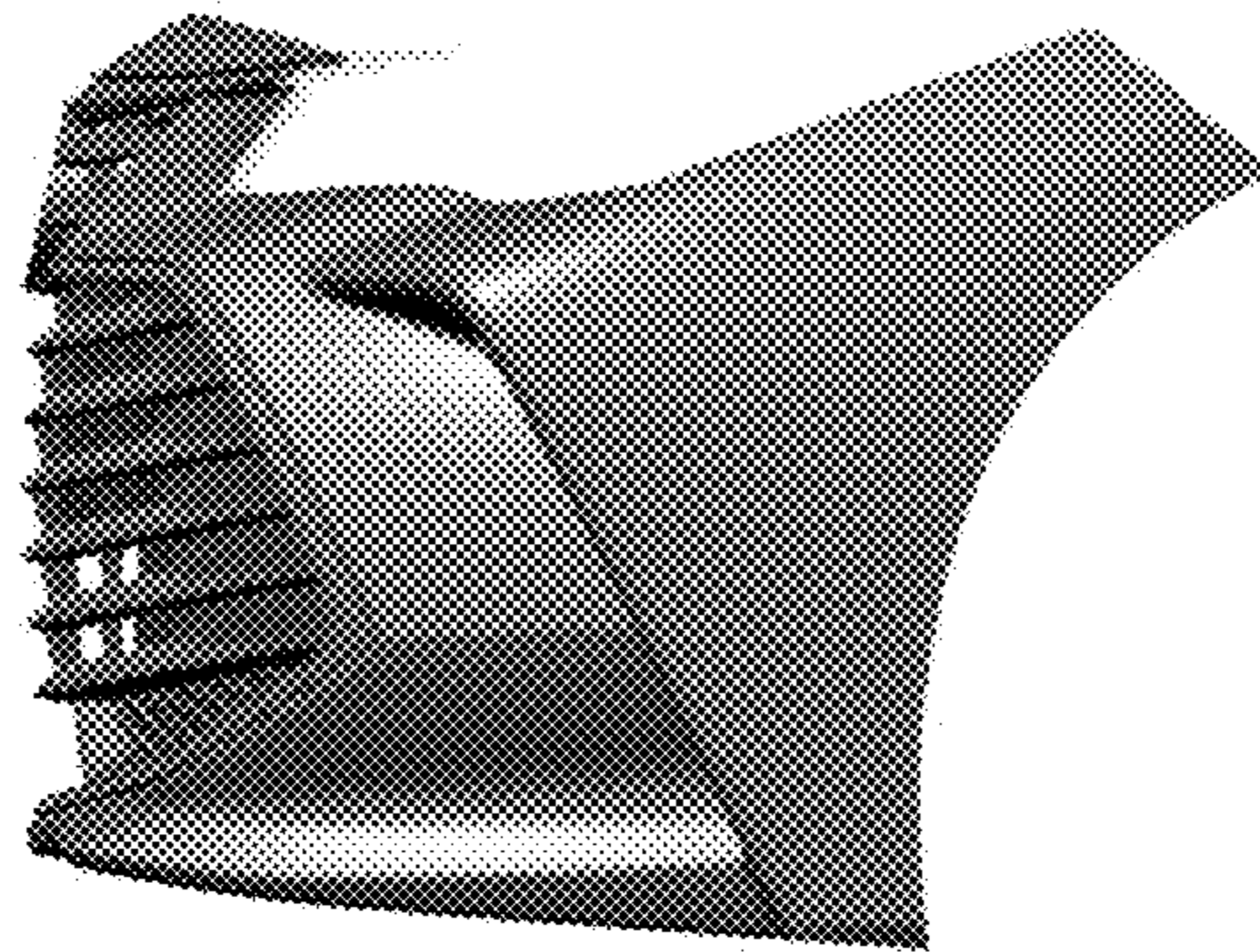


FIG. 7