



US00D839147S

(12) **United States Design Patent**
Trim et al.

(10) **Patent No.:** **US D839,147 S**

(45) **Date of Patent:** **** Jan. 29, 2019**

(54) **FRONT BUMPER**

(71) Applicant: **Jaguar Land Rover Limited**, Whitley,
Coventry (GB)

(72) Inventors: **James Trim**, Coventry (GB); **Cesar
Pieri**, Coventry (GB)

(73) Assignee: **Jaguar Land Rover Limited**, Whitley,
Coventry (GB)

(**) Term: **15 Years**

(21) Appl. No.: **29/605,385**

(22) Filed: **May 25, 2017**

(30) **Foreign Application Priority Data**

Nov. 30, 2016 (EM) 003492891-0001
Nov. 30, 2016 (EM) 003492891-0002
Nov. 30, 2016 (EM) 003492891-0003
Nov. 30, 2016 (EM) 003492891-0004

(51) **LOC (11) Cl.** **12-16**

(52) **U.S. Cl.**
USPC **D12/169**

(58) **Field of Classification Search**
USPC D12/169
CPC B60R 19/02; B60R 19/04; B62D 25/08
See application file for complete search history.

(56) **References Cited**

U.S. PATENT DOCUMENTS

D678,146 S * 3/2013 Behmer D12/169
D692,810 S * 11/2013 Tada et al. D12/169
D695,162 S * 12/2013 Scheinhutte D12/169
D695,164 S * 12/2013 Futschik D12/169
D711,793 S * 8/2014 Nagasaka et al. D12/169
D711,794 S * 8/2014 Okamura et al. D12/169

D804,998 S * 12/2017 Jelec D12/169
D804,999 S * 12/2017 Jelec D12/169
D805,961 S * 12/2017 Jelec D12/169
D805,962 S * 12/2017 Jelec D12/169
D819,524 S * 6/2018 Behmer D12/169
D811,941 S * 7/2018 Yamamoto D12/169
D811,955 S * 8/2018 Sukegawa D12/169
D820,741 S * 8/2018 Kuwahara D12/169

* cited by examiner

Primary Examiner — Melody N Brown

(74) *Attorney, Agent, or Firm* — Wood Herron & Evans
LLP

(57) **CLAIM**

The ornamental design for a front bumper, as shown and
described.

DESCRIPTION

FIG. 1 is a right, front perspective view of a front bumper
showing our new design;
FIG. 2 is a left, front perspective view thereof;
FIG. 3 is a left, rear perspective view thereof;
FIG. 4 is a right, rear perspective view thereof;
FIG. 5 is a front view thereof;
FIG. 6 is a rear view thereof;
FIG. 7 is a left side view thereof;
FIG. 8 is a right side view thereof;
FIG. 9 is a top view thereof; and,
FIG. 10 is another right, front perspective view thereof
shown on a vehicle.

The portions of the vehicle shown in the FIG. 10 drawing
view in de-emphasized and half-tone portions outside the
broken lines and the broken lines representing the boundary
and configuration of what is claimed as the design are for
environmental and illustrative purposes only and form no
part of the claimed design.

1 Claim, 10 Drawing Sheets

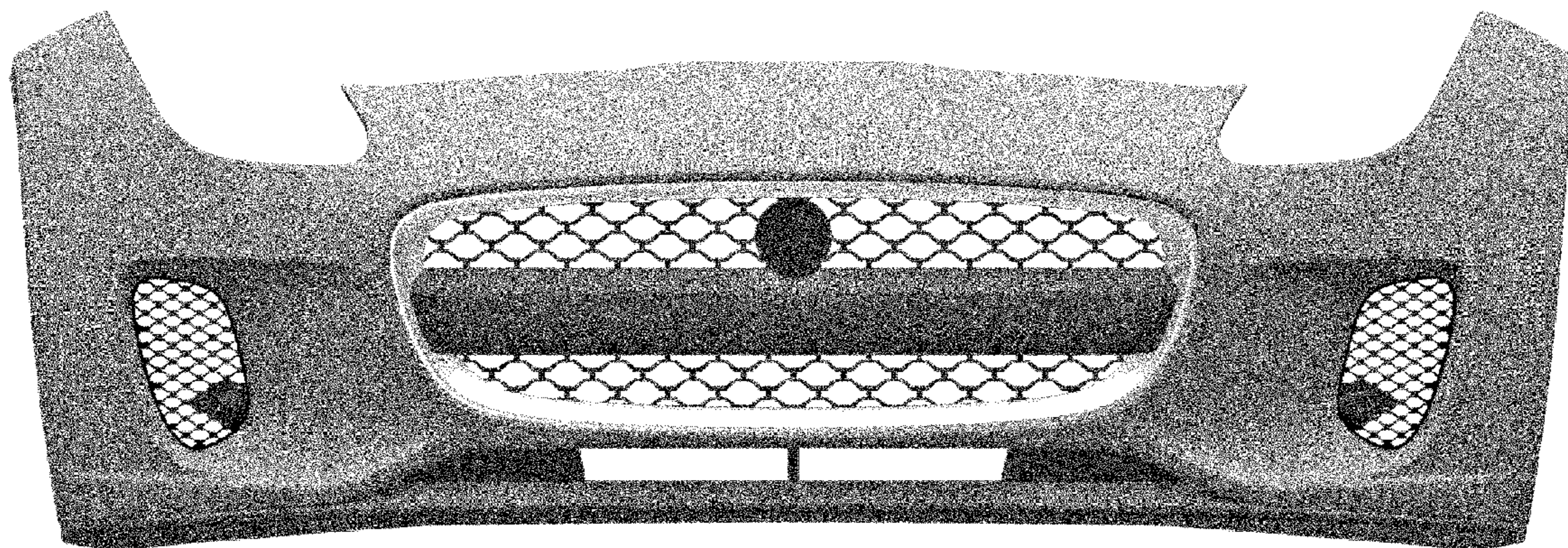




FIG. 1



FIG. 2

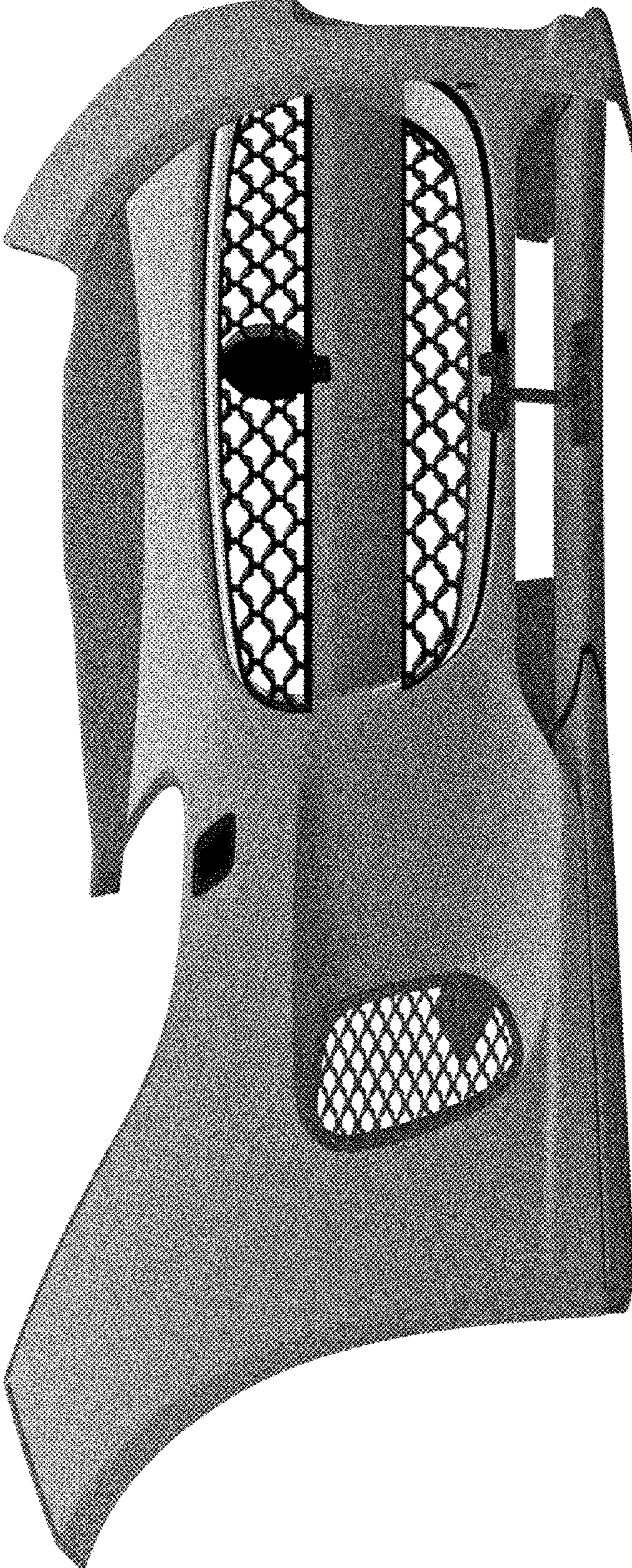


FIG. 3




FIG. 4




FIG. 5

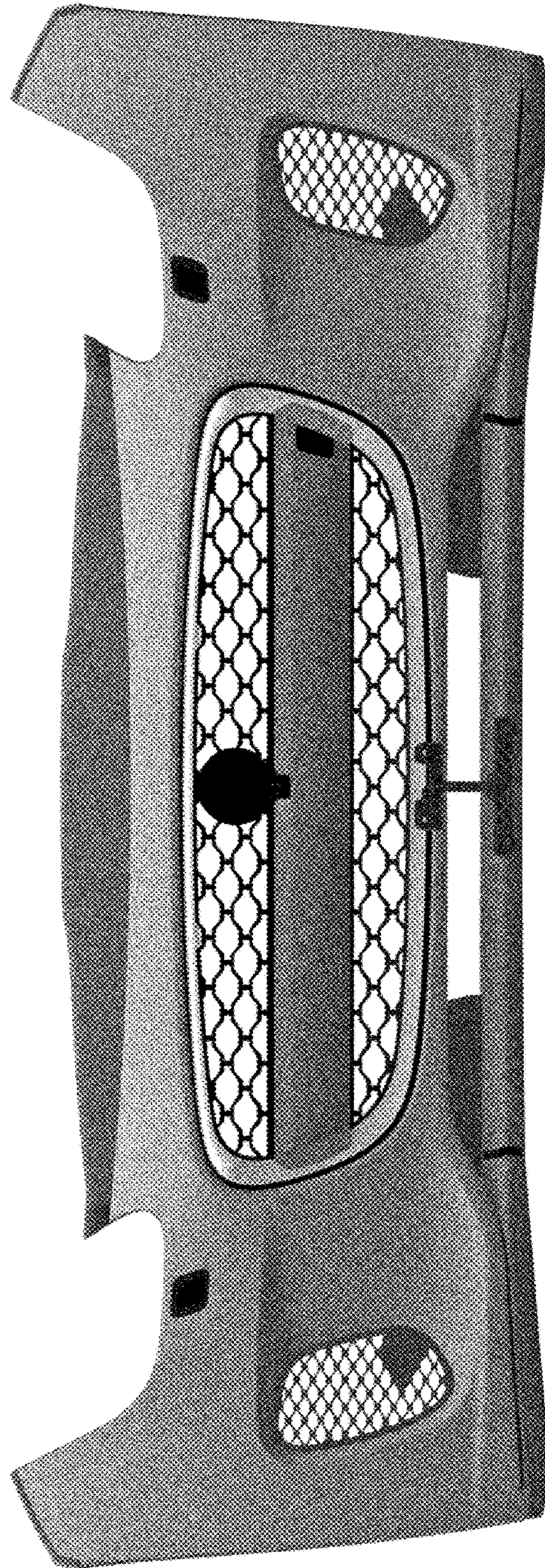


FIG. 6



FIG. 7




FIG. 8




FIG. 9




FIG. 10