



US00D839144S

(12) **United States Design Patent**
Beckles

(10) **Patent No.:** **US D839,144 S**
(45) **Date of Patent:** **** Jan. 29, 2019**

- (54) **REAR END OF A VEHICLE**
- (71) Applicant: **Jaguar Land Rover Limited**, Whitley,
Coventry (GB)
- (72) Inventor: **Earl Beckles**, Coventry (GB)
- (73) Assignee: **Jaguar Land Rover Limited**, Whitley,
Coventry (GB)
- (**) Term: **15 Years**
- (21) Appl. No.: **29/615,840**
- (22) Filed: **Aug. 31, 2017**

D805,960 S * 12/2017 Wheel et al. D12/169
 D807,245 S * 1/2018 Patel et al. D12/92
 D817,817 S * 5/2018 Fracella D12/169
 D818,399 S * 5/2018 Fracella D12/92

* cited by examiner

Primary Examiner — Melody N Brown
 (74) *Attorney, Agent, or Firm* — Wood Herron & Evans
 LLP


- (30) **Foreign Application Priority Data**
 Mar. 16, 2017 (EM) 003803014-0008
- (51) **LOC (11) Cl.** **12-16**
- (52) **U.S. Cl.**
 USPC **D12/164**
- (58) **Field of Classification Search**
 USPC D12/169, 216, 90-92, 86, 171, 196, 163,
 D12/164; 293/102, 113, 115, 117, 120;
 296/180.1, 180.2
 CPC B60R 19/02; B60R 19/04; B62D 25/08
 See application file for complete search history.

(57) **CLAIM**
 The ornamental design for a rear end of a vehicle, as shown
 and described.

- (56) **References Cited**
 U.S. PATENT DOCUMENTS
 D779,394 S * 2/2017 Suga et al. D12/92
 D805,959 S * 12/2017 Wheel et al. D12/169

DESCRIPTION
 FIG. 1 is a right, front perspective view of a rear end of a
 vehicle showing my new design;
 FIG. 2 is a left, front perspective view thereof;
 FIG. 3 is a left, rear perspective view thereof;
 FIG. 4 is a right, rear perspective view thereof;
 FIG. 5 is a front view thereof;
 FIG. 6 is a right side view thereof;
 FIG. 7 is a left side view thereof; and,
 FIG. 8 is a top view thereof.
 The portions of the vehicle shown throughout the drawing
 views in de-emphasized and half-tone portions outside the
 broken lines and the broken lines representing the boundary
 and configuration of what is claimed as the design are for
 environmental and illustrative purposes only and form no
 part of the claimed design.

1 Claim, 8 Drawing Sheets






FIG. 1




FIG. 2




FIG. 3

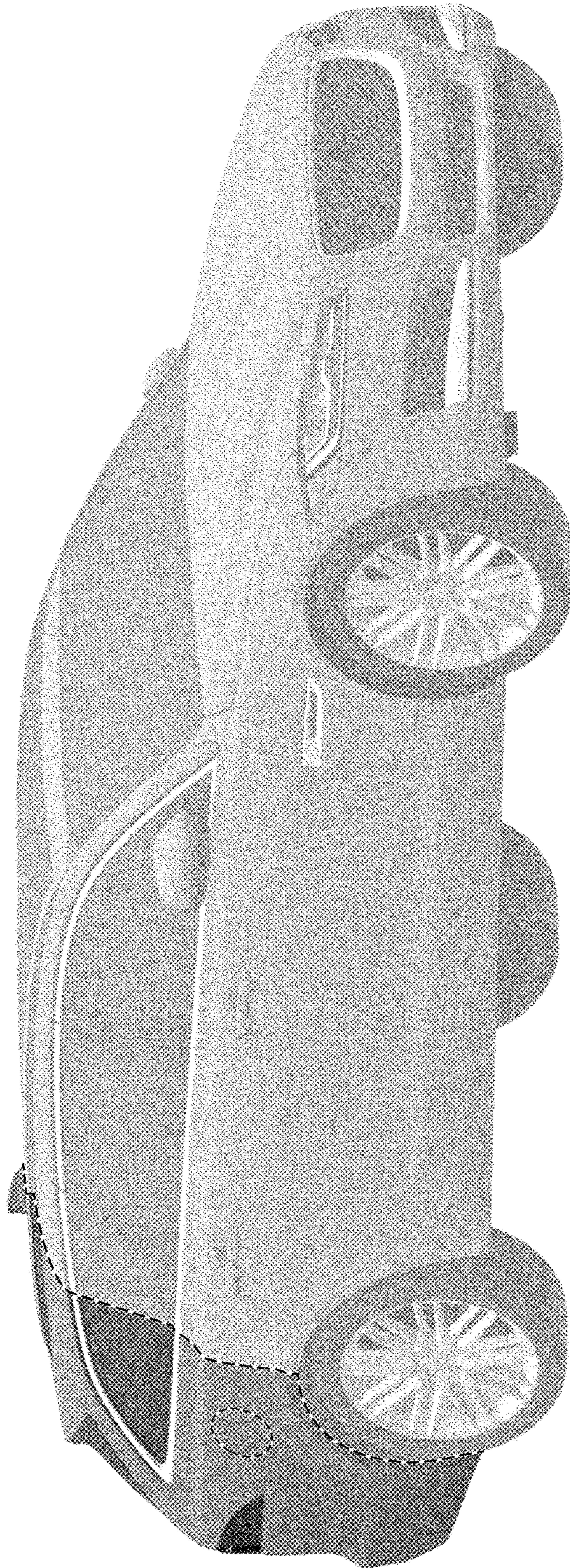


FIG. 4




FIG. 5




FIG. 6




FIG. 7




FIG. 8