



US00D839143S

(12) **United States Design Patent**  
**Trim et al.**

(10) **Patent No.:** **US D839,143 S**  
(45) **Date of Patent:** **\*\* Jan. 29, 2019**

- (54) **FRONT END OF A VEHICLE**
- (71) Applicant: **Jaguar Land Rover Limited**, Whitley, Coventry (GB)
- (72) Inventors: **James Trim**, Coventry (GB); **Cesar Pieri**, Coventry (GB)
- (73) Assignee: **Jaguar Land Rover Limited**, Whitley, Coventry (GB)

D744,902 S	*	12/2015	Callum	.....	D12/92
D744,903 S	*	12/2015	Jelec	.....	D12/92
D773,959 S	*	12/2016	Jelec	.....	D12/92
D779,379 S	*	2/2017	Jelec	.....	D12/92
D804,998 S	*	12/2017	Jelec	.....	D12/92
D804,999 S	*	12/2017	Jelec	.....	D12/92
D805,961 S	*	12/2017	Jelec	.....	D12/92
D805,962 S	*	12/2017	Jelec	.....	D12/92
D807,246 S	*	1/2018	Peat	.....	D12/164
D811,941 S	*	3/2018	Buck	.....	D12/92
D811,955 S	*	3/2018	Patel	.....	D12/164
D820,741 S	*	6/2018	Patel	.....	D12/169

(\*\*) Term: **15 Years**

\* cited by examiner

(21) Appl. No.: **29/605,380**

*Primary Examiner* — Melody N Brown

(22) Filed: **May 25, 2017**

(74) *Attorney, Agent, or Firm* — Wood Herron & Evans LLP

(30) **Foreign Application Priority Data**

Nov. 30, 2016 (EM) ..... 003493121-0010  
 Nov. 30, 2016 (EM) ..... 003493121-0011  
 Nov. 30, 2016 (EM) ..... 003493121-0012

(57) **CLAIM**

The ornamental design for a front end of a vehicle, as shown and described.

(51) **LOC (11) Cl.** ..... **12-16**

**DESCRIPTION**

(52) **U.S. Cl.**  
USPC ..... **D12/164**

FIG. 1 is a right, front perspective view of a front end of vehicle showing our new design;  
 FIG. 2 is a left, front perspective view thereof;  
 FIG. 3 is a left, rear perspective view thereof;  
 FIG. 4 is a right, rear perspective view thereof;  
 FIG. 5 is a front view thereof;  
 FIG. 6 is a left side view thereof;  
 FIG. 7 is a right side view thereof; and,  
 FIG. 8 is a top view thereof.

(58) **Field of Classification Search**  
 USPC ..... D12/86, 90–92, 88, 164, 169; D21/421, D21/433, 434; 296/181.1, 181.5  
 CPC ..... B62D 35/00; B62D 25/00; B62D 25/06; B62D 33/00  
 See application file for complete search history.


The portions of the vehicle shown throughout the drawing views in de-emphasized and half-tone portions outside the broken lines and the broken lines representing the boundary and configuration of what is claimed as the design are for environmental and illustrative purposes only and form no part of the claimed design.

(56) **References Cited**

**U.S. PATENT DOCUMENTS**

D704,101 S	*	5/2014	Beaven	.....	D12/92
D711,793 S	*	8/2014	Nagasaka	.....	D12/169
D711,794 S	*	8/2014	Okamura	.....	D12/169
D726,074 S	*	4/2015	Beaven	.....	D12/92
D740,177 S	*	10/2015	Callum	.....	D12/92

**1 Claim, 8 Drawing Sheets**



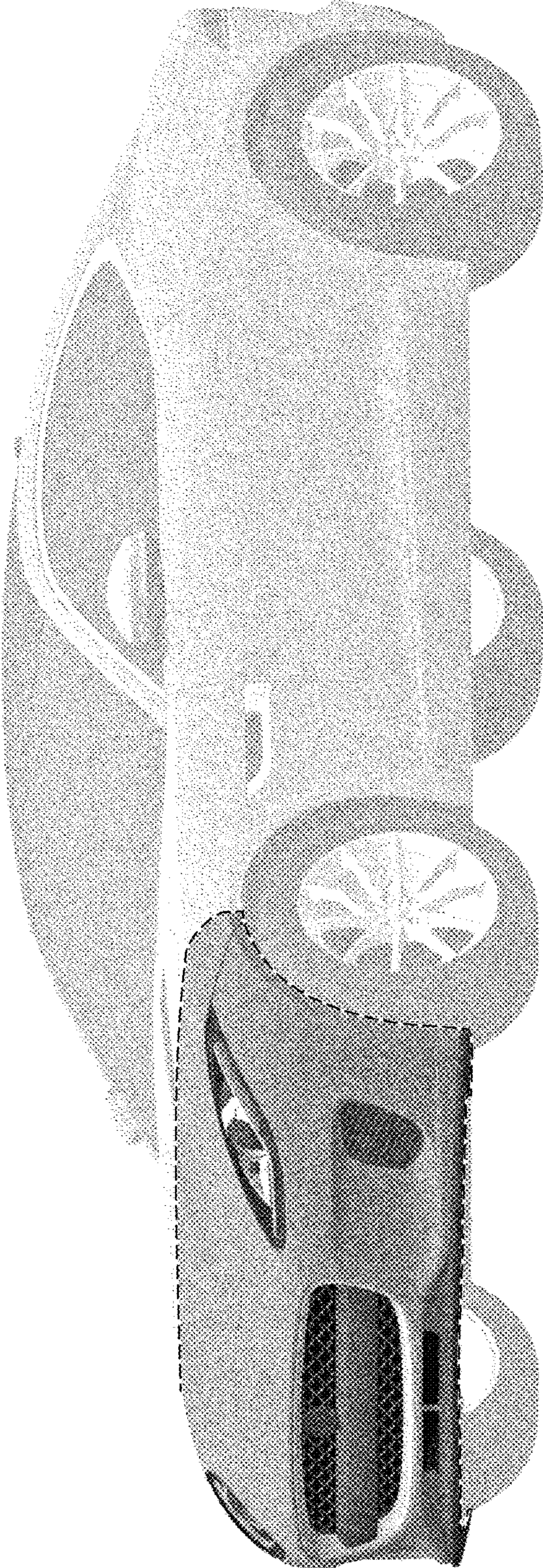


FIG. 1




FIG. 2




FIG. 3




FIG. 4




FIG. 5




FIG. 6




FIG. 7



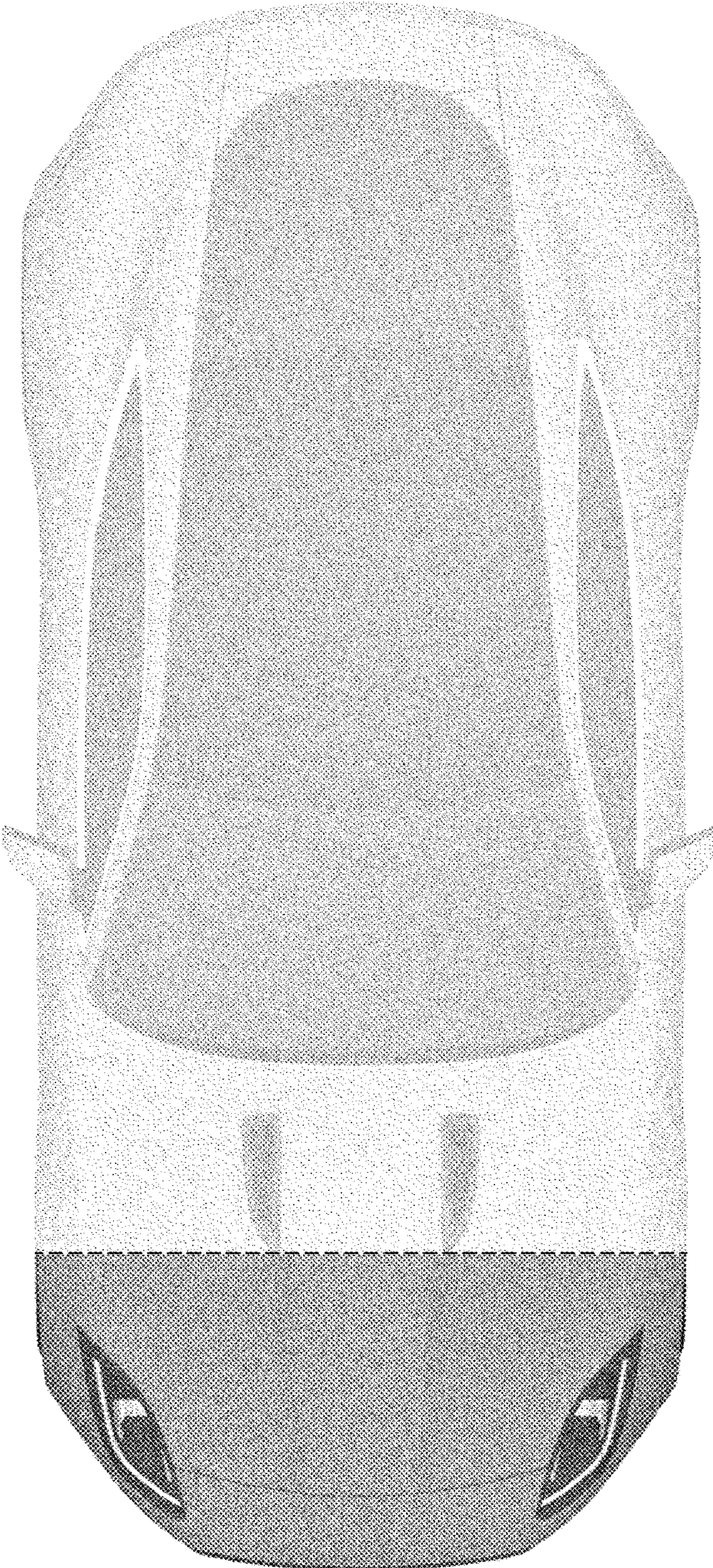


FIG. 8

UNITED STATES PATENT AND TRADEMARK OFFICE  
**CERTIFICATE OF CORRECTION**

PATENT NO. : D839,143 S  
APPLICATION NO. : 29/605380  
DATED : January 29, 2019  
INVENTOR(S) : James Trim and Cesar Pieri

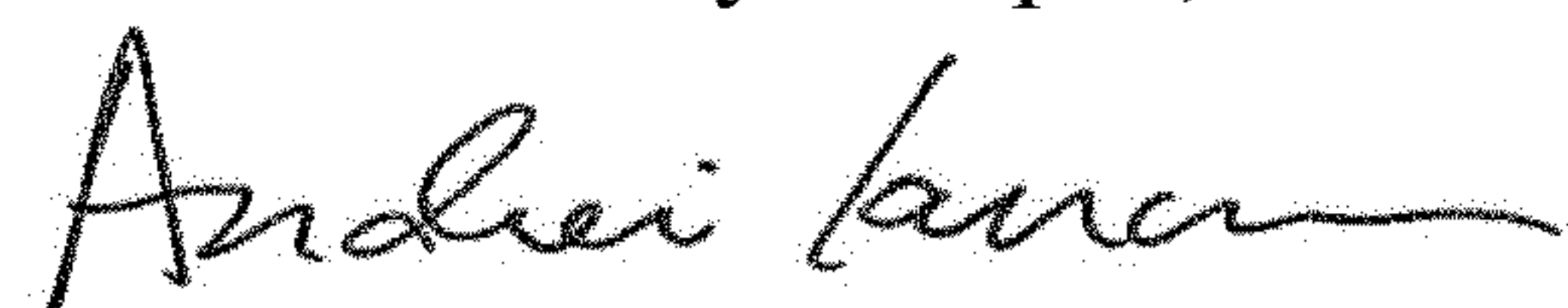
Page 1 of 1

It is certified that error appears in the above-identified patent and that said Letters Patent is hereby corrected as shown below:

On the Title Page

Column 2, Description Line 1-2, "FIG. 1 is a right, front perspective view of a front end of vehicle showing our new design;" should read --FIG. 1 is a right, front perspective view of a front end of a vehicle showing our new design;--.

Signed and Sealed this  
Thirtieth Day of April, 2019



Andrei Iancu  
*Director of the United States Patent and Trademark Office*