



US00D839142S

(12) **United States Design Patent**  
**Beaven et al.**

(10) **Patent No.:** **US D839,142 S**  
(45) **Date of Patent:** **\*\* Jan. 29, 2019**

(54) **REAR END OF A VEHICLE**  
(71) Applicant: **Jaguar Land Rover Limited**, Whitley,  
Coventry (GB)  
(72) Inventors: **Matthew Beaven**, Coventry (GB);  
**Simon Tovey**, Coventry (GB)  
(73) Assignee: **Jaguar Land Rover Limited**, Whitley,  
Coventry (GB)

D805,960 S \* 12/2017 Wheel et al. .... D12/169  
D807,245 S \* 1/2018 Patel et al. .... D12/92  
D817,817 S \* 5/2018 Frascella ..... D12/169  
D818,399 S \* 5/2018 Frascella ..... D12/92

\* cited by examiner

*Primary Examiner* — Melody N Brown  
(74) *Attorney, Agent, or Firm* — Wood Herron & Evans  
LLP

(\*\*) Term: **15 Years**

(57) **CLAIM**

(21) Appl. No.: **29/600,879**

The ornamental design for a rear end of a vehicle, as shown  
and described.

(22) Filed: **Apr. 17, 2017**

(30) **Foreign Application Priority Data**

**DESCRIPTION**

Oct. 17, 2016 (EM) ..... 003421767-0003

(51) **LOC (11) Cl.** ..... **12-16**

(52) **U.S. Cl.**  
USPC ..... **D12/164**

(58) **Field of Classification Search**  
USPC .... D12/169, 216, 90-92, 86, 171, 196, 163,  
D12/164; 293/102, 113, 115, 117, 120;  
296/180.1, 180.2

FIG. 1 is a right, front perspective view of a rear end of a  
vehicle showing our new design;  
FIG. 2 is a left, front perspective view thereof;  
FIG. 3 is a left, rear perspective view thereof;  
FIG. 4 is a right, rear perspective view thereof;  
FIG. 5 is a front view thereof;  
FIG. 6 is a right side view thereof;  
FIG. 7 is a left side view thereof; and,  
FIG. 8 is a top view thereof.

CPC ..... B60R 19/02; B60R 19/04; B62D 25/08  
See application file for complete search history.


The portions of the vehicle shown throughout the drawing  
views in de-emphasized and half tone portions outside the  
broken lines and the broken lines representing the boundary  
and configuration of what is claimed as the design are for  
environmental and illustrative purposes only and form no  
part of the claimed design.

(56) **References Cited**

**U.S. PATENT DOCUMENTS**

D779,394 S \* 2/2017 Suga et al. .... D12/92  
D805,959 S \* 12/2017 Wheel et al. .... D12/169

**1 Claim, 8 Drawing Sheets**





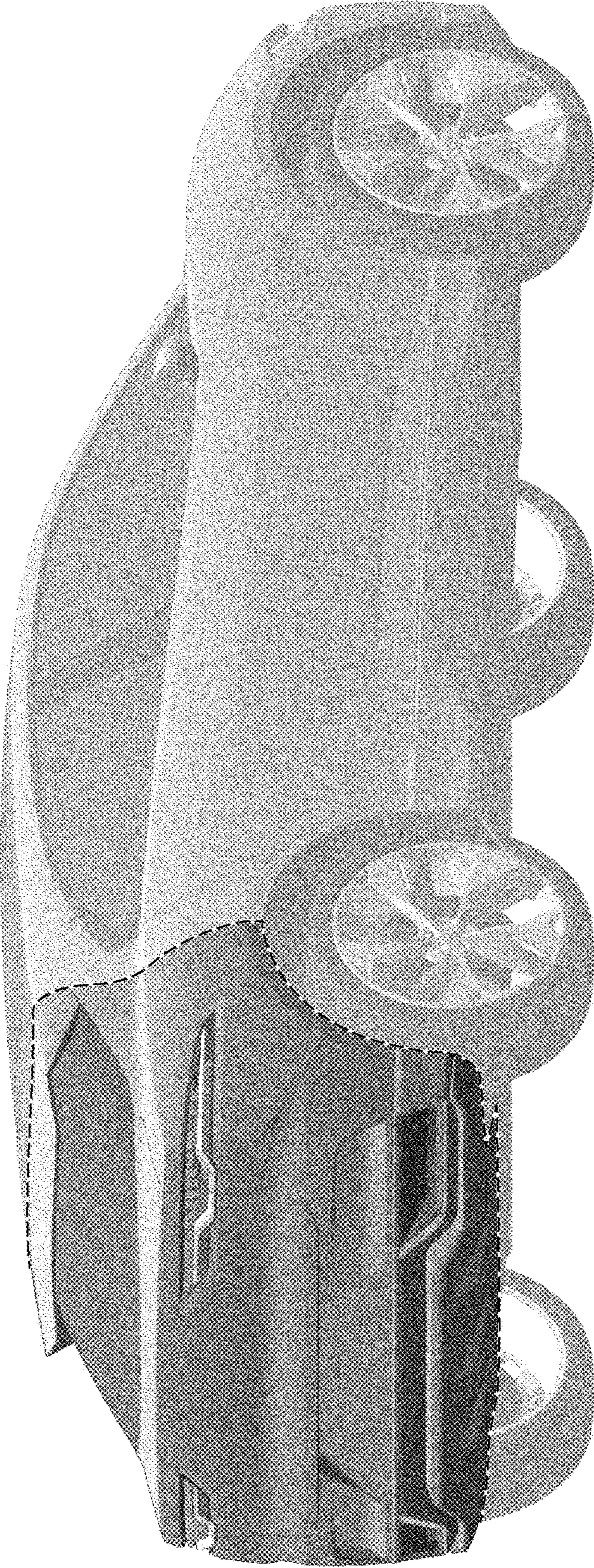


FIG. 1






FIG. 2



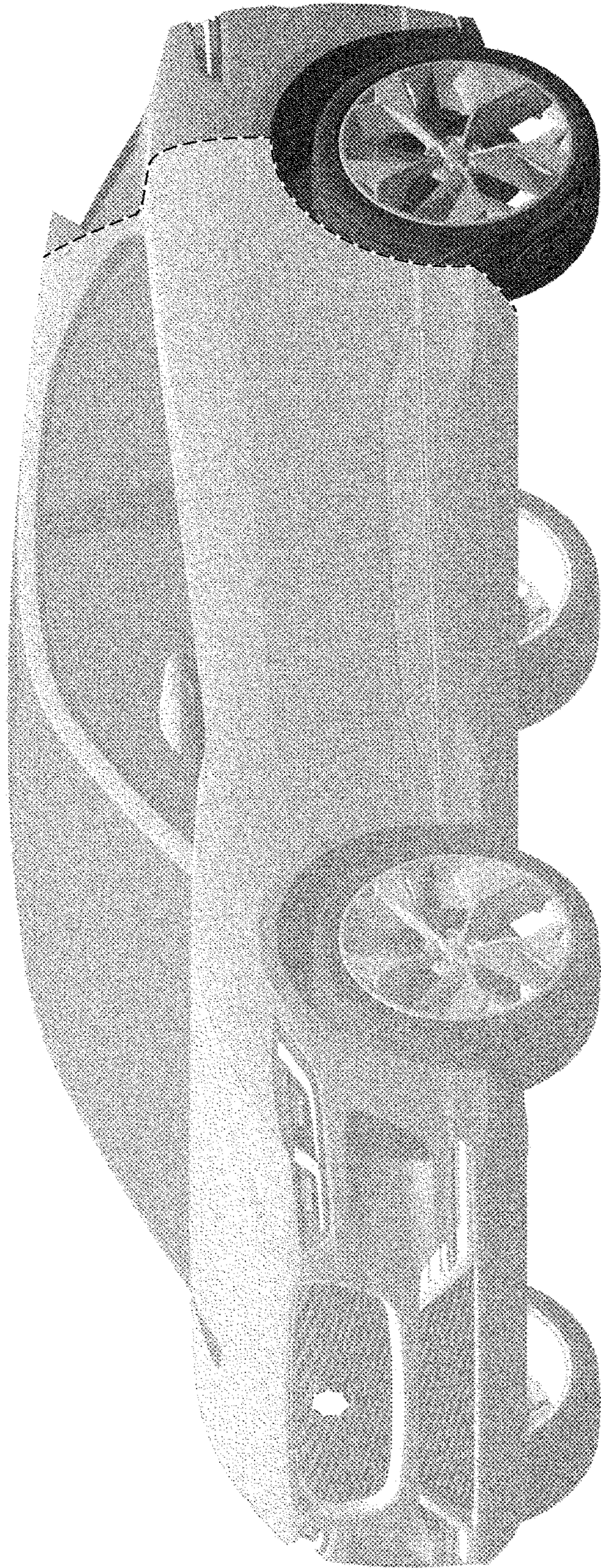


FIG. 3



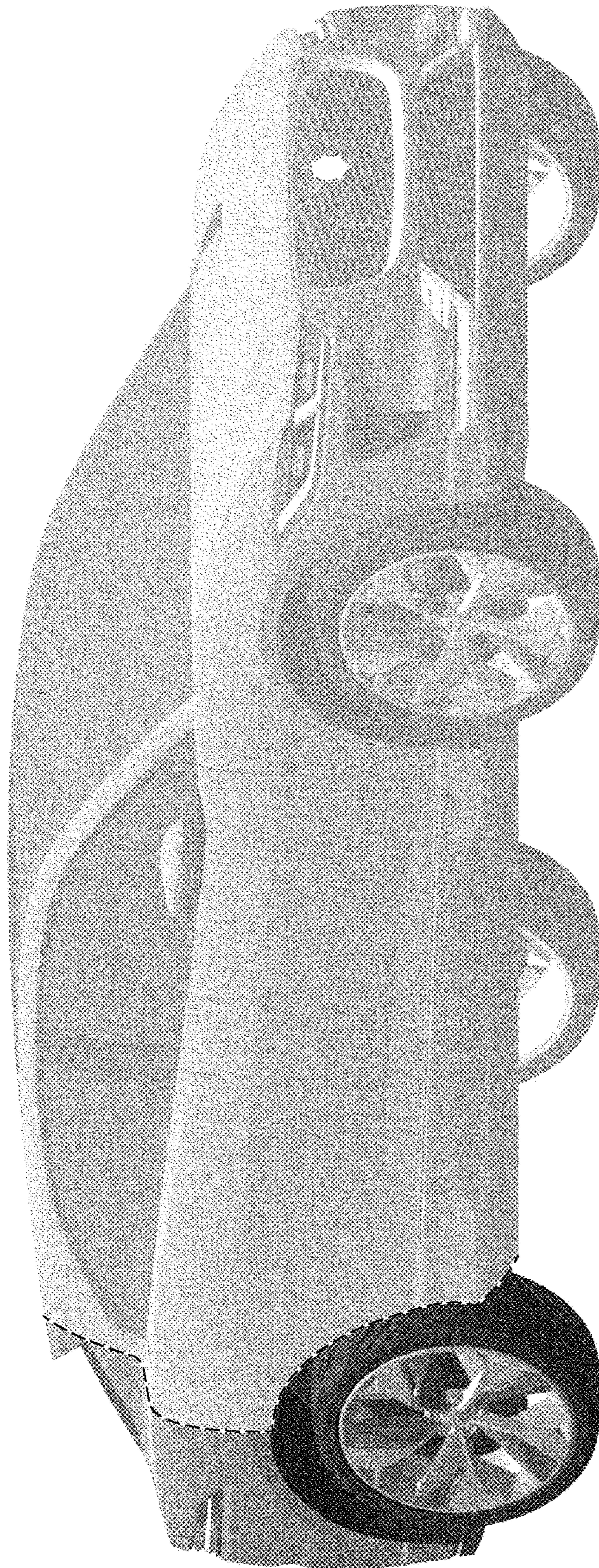


FIG. 4



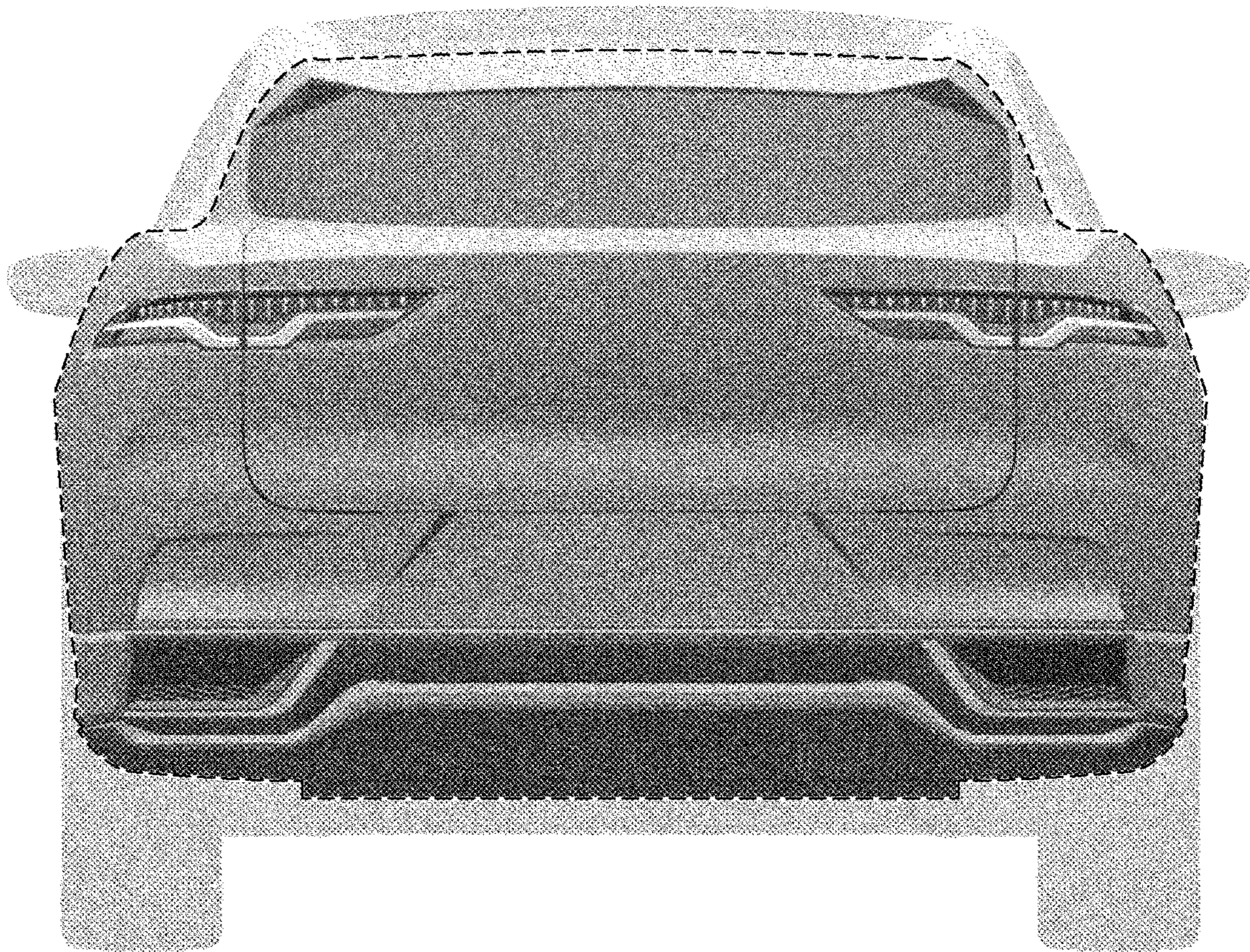


FIG. 5






FIG. 6






FIG. 7






FIG. 8