



US00D839124S

(12) **United States Design Patent** (10) **Patent No.:** **US D839,124 S**
Wasco (45) **Date of Patent:** **** Jan. 29, 2019**

(54) **PENDANT WITH TWO STONE SETTING**

(71) Applicant: **SIGNET GROUP SERVICES US INC.**, Akron, OH (US)

(72) Inventor: **Ananda Wasco**, Secaucus, NJ (US)

(73) Assignee: **SIGNET GROUP SERVICES US INC.**, Akron, OH (US)

(**) Term: **15 Years**

(21) Appl. No.: **29/645,244**

(22) Filed: **Apr. 24, 2018**

Related U.S. Application Data

(62) Division of application No. 29/579,197, filed on Sep. 28, 2016, now Pat. No. Des. 816,539.

(51) **LOC (11) Cl.** **11-01**

(52) **U.S. Cl.**
USPC **D11/79**

(58) **Field of Classification Search**

USPC D11/1-8, 40-87, 91, 92, 95, 96
CPC A44C 1/00; A44C 3/00; A44C 7/00; A44C 7/002; A44C 7/003; A44C 7/004; A44C 7/005; A44C 7/006; A44C 7/007; A44C 7/008; A44C 7/009; A44C 11/00; A44C 11/002; A44C 11/005; A44C 11/007; A44C 17/02; A44C 17/0208; A44C 17/0216; A44C 17/0225; A44C 17/0233; A44C 17/0241; A44C 17/025; A44C 17/0258; A44C 17/0266; A44C 17/0275; A44C 17/0283; A44C 17/0291; A44C 25/00; A44C 25/001; A44C 25/007

See application file for complete search history.

(56) **References Cited**

U.S. PATENT DOCUMENTS

D495,968 S * 9/2004 VandenBerg D11/53
D551,114 S * 9/2007 Azrielant D11/79

D553,044 S * 10/2007 Deo D11/79
D592,094 S * 5/2009 Vanden Berg D11/83
D658,530 S * 5/2012 Papadimitriou D11/43
D688,152 S * 8/2013 Kala D11/79
D696,152 S * 12/2013 Kala D11/79
D722,278 S * 2/2015 Rosenberg-Pineau D11/79
D816,539 S * 5/2018 Wasco D11/79
D818,867 S * 5/2018 Heller D11/42

OTHER PUBLICATIONS

[Online] "Ever Us Necklace" https://www.kay.com/en/kaystore/ever-us-necklace-1-ct-tw-diamonds-14k-white-gold-173567708-1?cid=PLA-bing-PLA+++NB+++Collections&utm_campaign=pla-PLA+++NB+++Collections&utm_source=bing&utm_medium=cpc&gclid=CNGwzO2Gk90CFZL5swodUIECxQ&gclid=ds. Retrieved Aug. 29, 2018.*

* cited by examiner

Primary Examiner — Melanie Pellegrini

(74) *Attorney, Agent, or Firm* — Holland & Hart LLP

(57) **CLAIM**

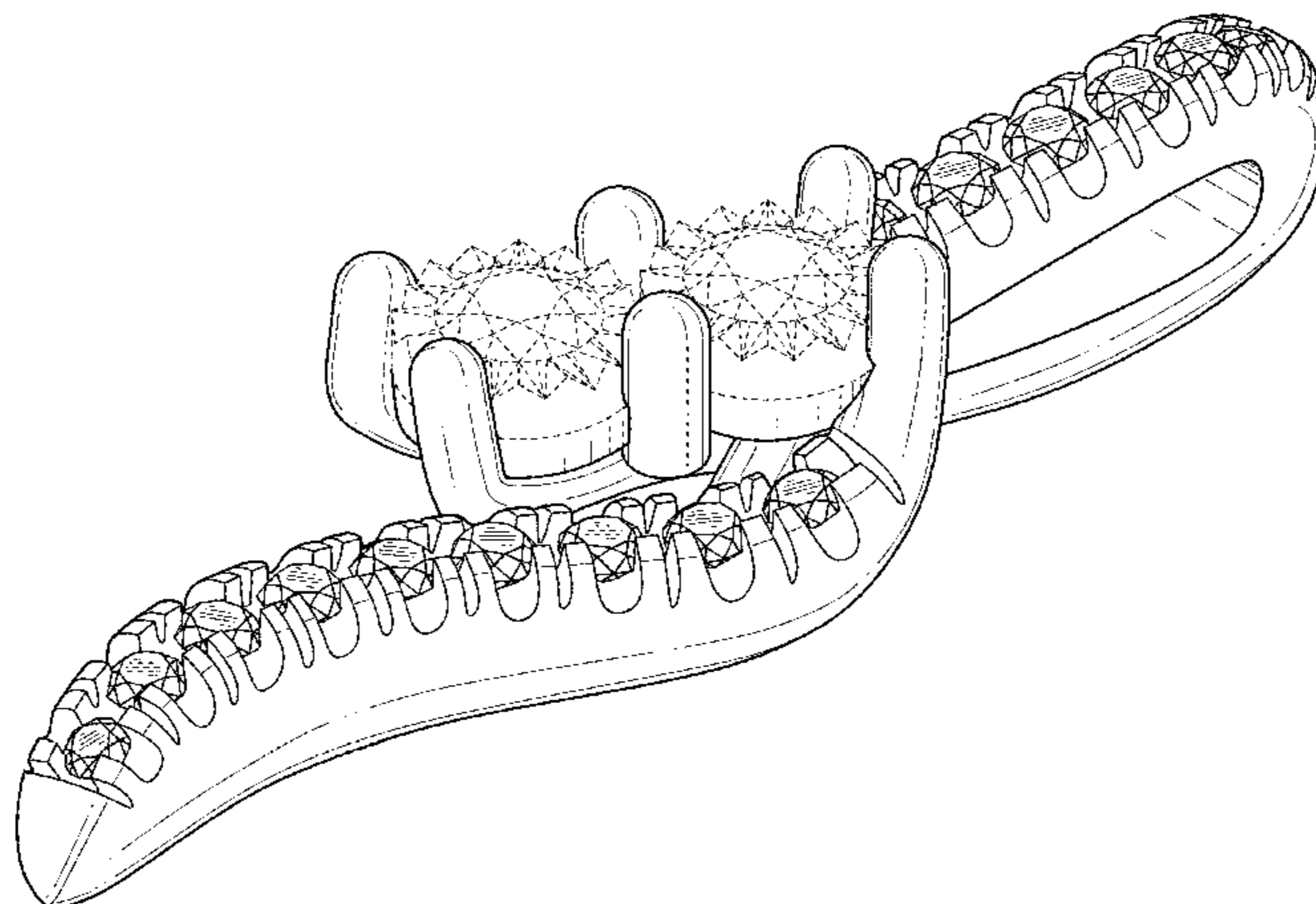
The ornamental design for a pendant with two stone setting, as shown and described.

DESCRIPTION

FIG. 1 is a front perspective view of a pendant with two stone setting according to the present invention; FIG. 2 is a rear perspective view thereof; FIG. 3 is a front view thereof; FIG. 4 is a rear view thereof; FIG. 5 is a right side view thereof; FIG. 6 is a left side view thereof; FIG. 7 is a bottom view thereof; and, FIG. 8 is a top view thereof.

The broken lines shown in the figures illustrate unclaimed portions of the design.

1 Claim, 7 Drawing Sheets



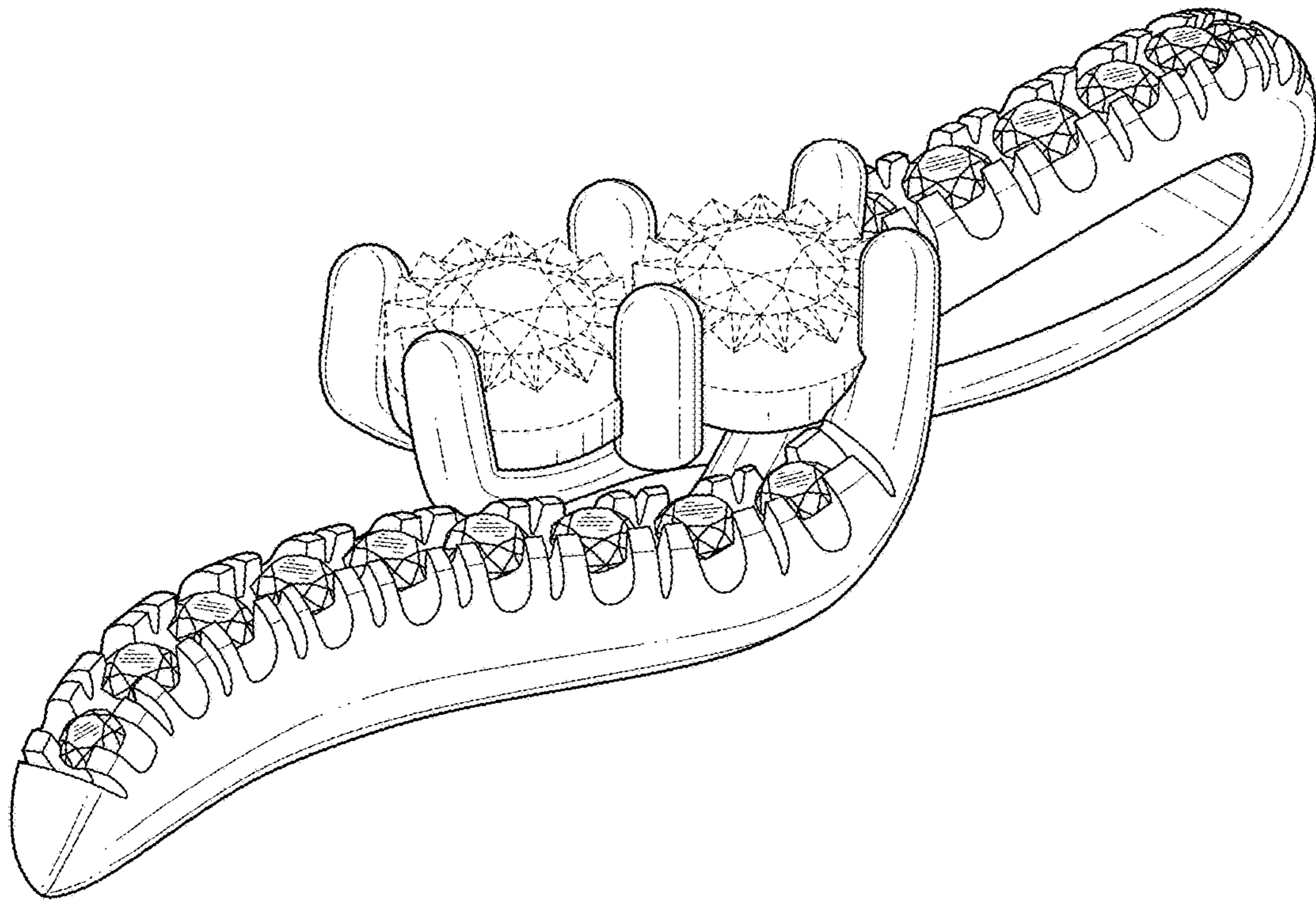


FIG. 1

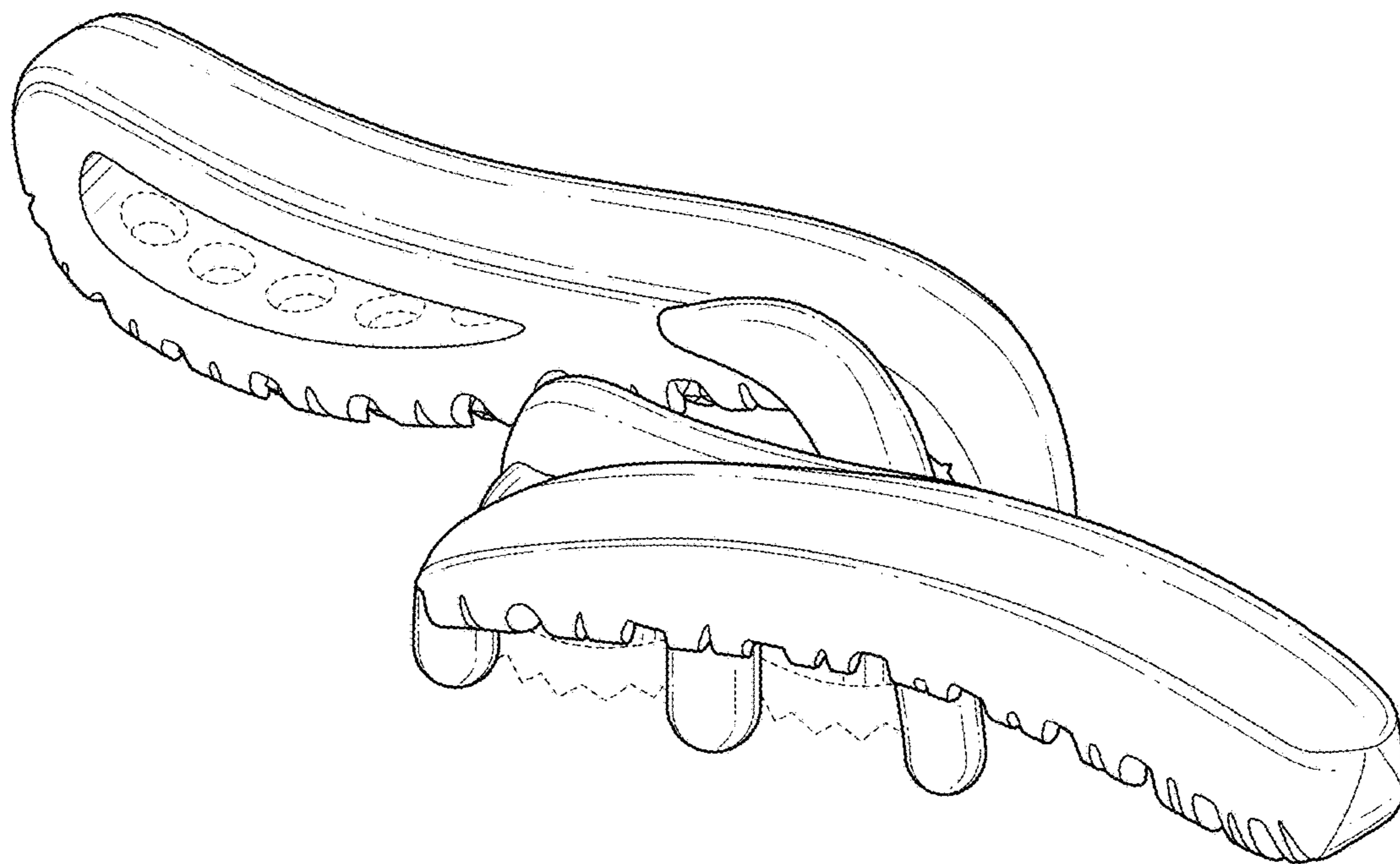


FIG. 2

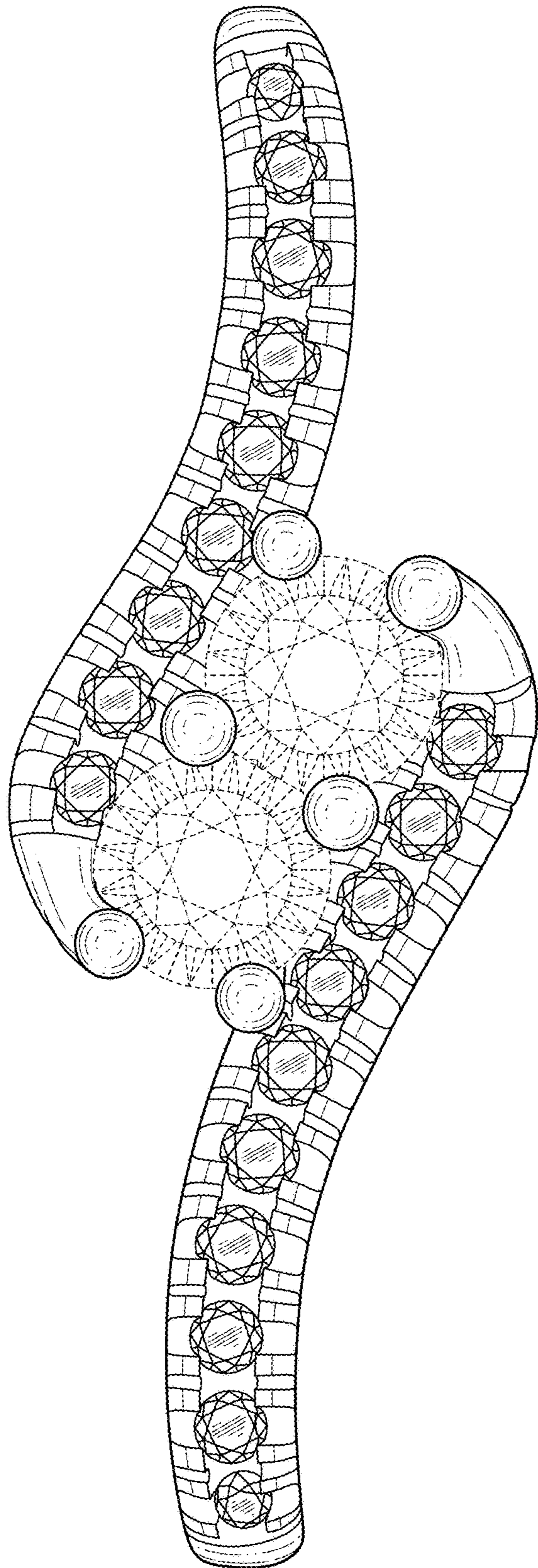


FIG. 3

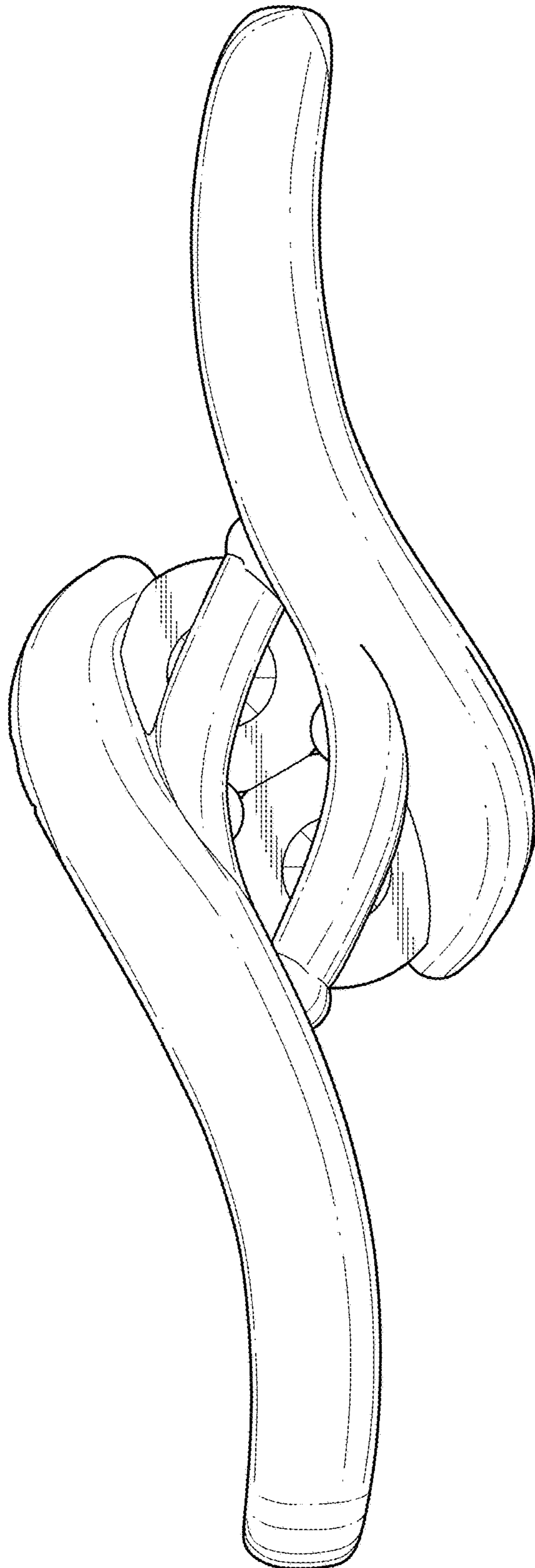


FIG. 4

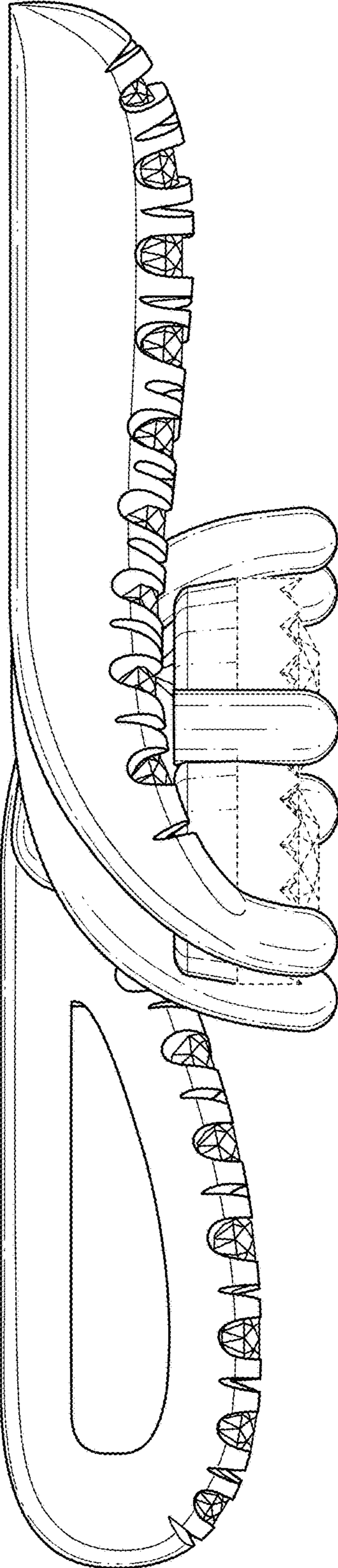


FIG. 5

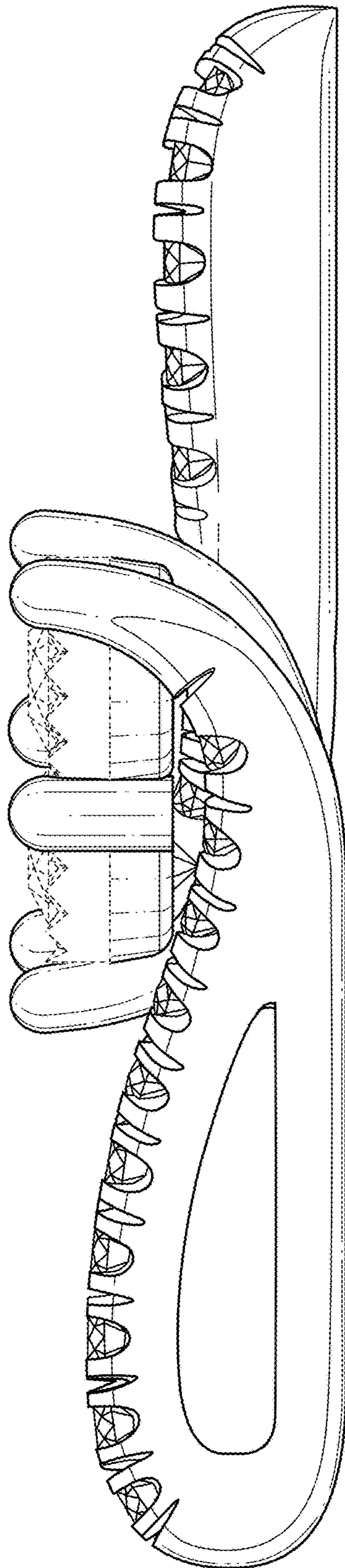


FIG. 6

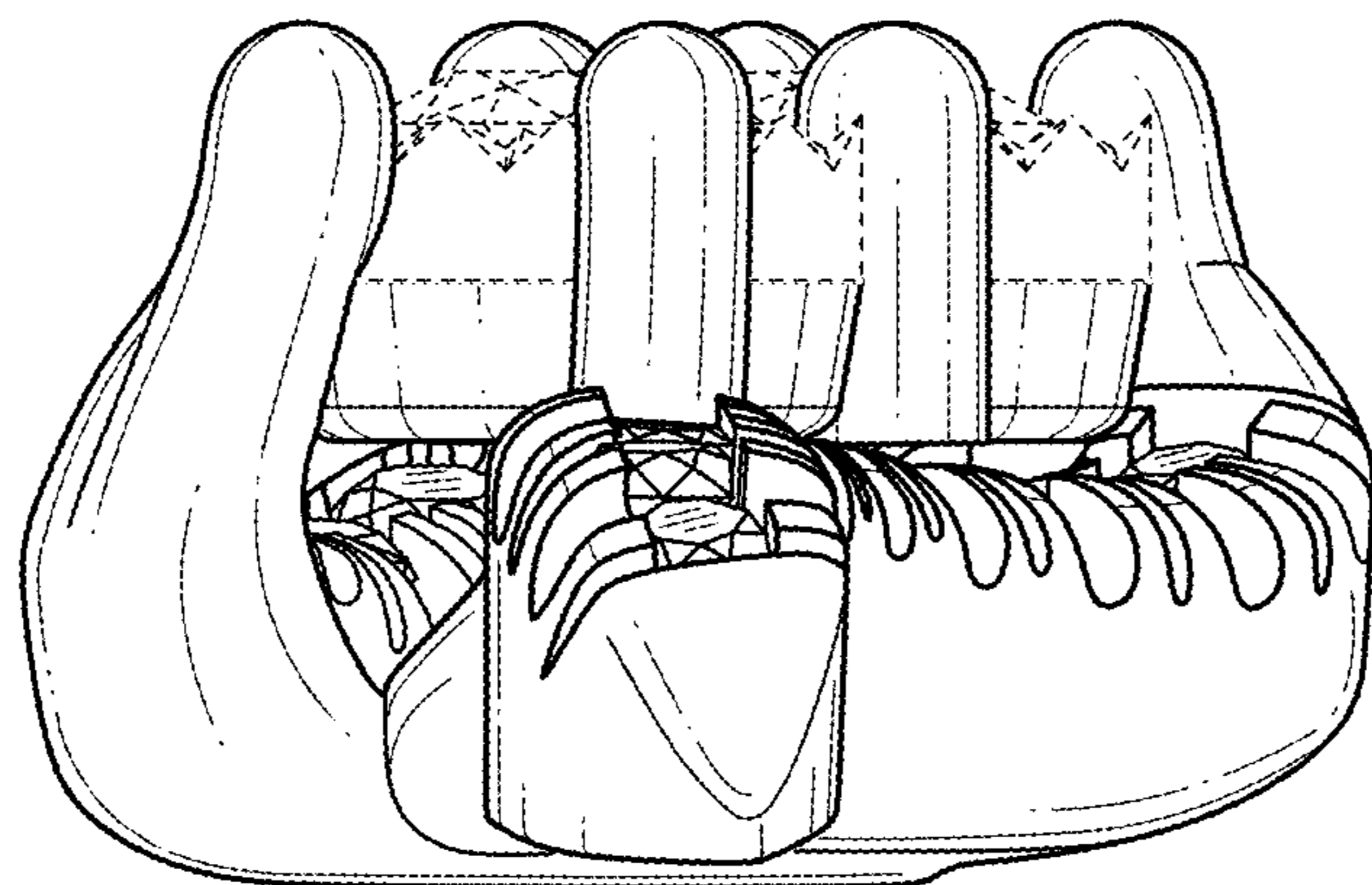


FIG. 7

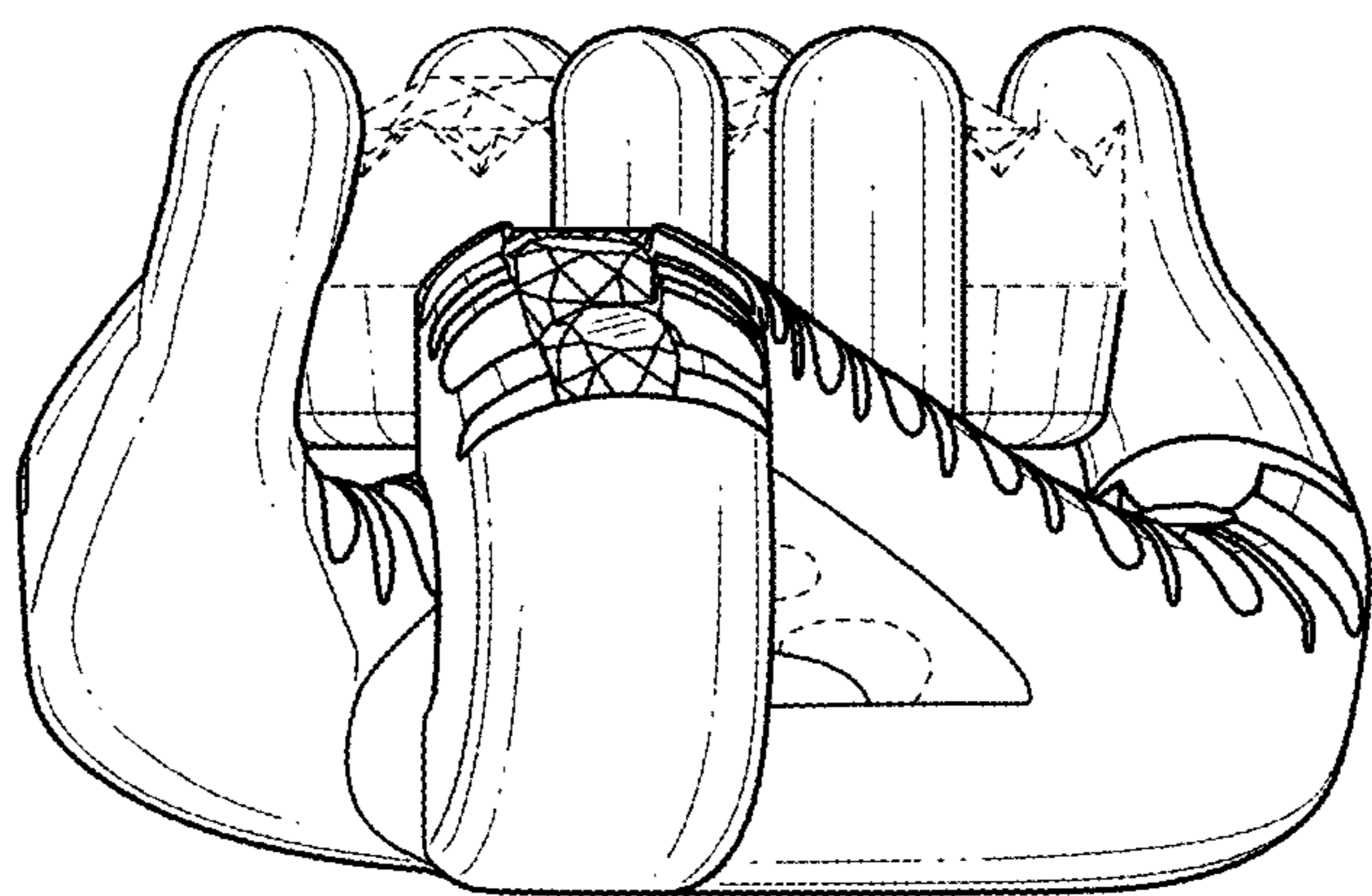


FIG. 8