

US00D839120S

(12) **United States Design Patent** (10) **Patent No.:** **US D839,120 S**
Hou et al. (45) **Date of Patent:** **** Jan. 29, 2019**

(54) **WATCHBAND**

(56) **References Cited**

(71) Applicant: **SHANGHAI MOBVOI INFORMATION TECHNOLOGY COMPANY LIMITED**, Shanghai (CN)

U.S. PATENT DOCUMENTS

(72) Inventors: **Yanjiang Hou**, Shanghai (CN); **Jing Gu**, Shanghai (CN); **Bing Zhao**, Shanghai (CN); **Guowen Tong**, Shanghai (CN); **Yili Lin**, Shanghai (CN)

D123,814 S *	12/1940	Megur	D10/32
3,705,490 A *	12/1972	Ripley	A44C 5/08
				59/79.1
3,786,629 A *	1/1974	Rieth	A44C 5/08
				59/79.1
D244,671 S *	6/1977	Cozza	D10/32
D249,244 S *	9/1978	Salter	D10/32
4,266,400 A *	5/1981	Tabata	A44C 5/025
				224/179
D284,356 S *	6/1986	Porsche	D10/32
D298,610 S *	11/1988	Young	D10/32
D323,994 S *	2/1992	Tanikawa	D10/32
D333,275 S *	2/1993	O'Hare	D10/31
D381,585 S *	7/1997	Gogniat	D10/30
D408,301 S *	4/1999	Porsche	D10/32
6,053,630 A *	4/2000	Polansky	A44C 5/105
				368/281
D424,952 S *	5/2000	Porsche	D10/32

(73) Assignee: **SHANGHAI MOBVOI INFORMATION TECHNOLOGY COMPANY LIMITED**, Shanghai (CN)

(**) Term: **15 Years**

(Continued)

(21) Appl. No.: **29/578,471**

Primary Examiner — Cynthia Ramirez

(22) Filed: **Sep. 22, 2016**

Assistant Examiner — L. Martinez-Rivera

(74) *Attorney, Agent, or Firm* — Metis IP LLC

(30) **Foreign Application Priority Data**

Mar. 22, 2016 (CN) 2016 3 0084606

(51) **LOC (11) Cl.** **11-01**

(52) **U.S. Cl.**
USPC **D11/3**

(58) **Field of Classification Search**
USPC D11/1-13, 86, 93, 94; D14/344;
D10/30-32, 38, 40; D3/201, 214, 215
CPC A44C 5/00; A44C 5/0053; A44C 5/0061;
A44C 5/0069; A44C 5/0076; A44C 5/02;
A44C 5/022; A44C 5/025; A44C 5/027;
A44C 5/08; A44C 5/10; A44C 5/102;
A44C 5/105; A44C 5/107; A44C 11/00;
A44C 11/002; A44C 11/005; A44C
11/007; A44C 13/00; G06F 1/163; G09F
3/005

See application file for complete search history.

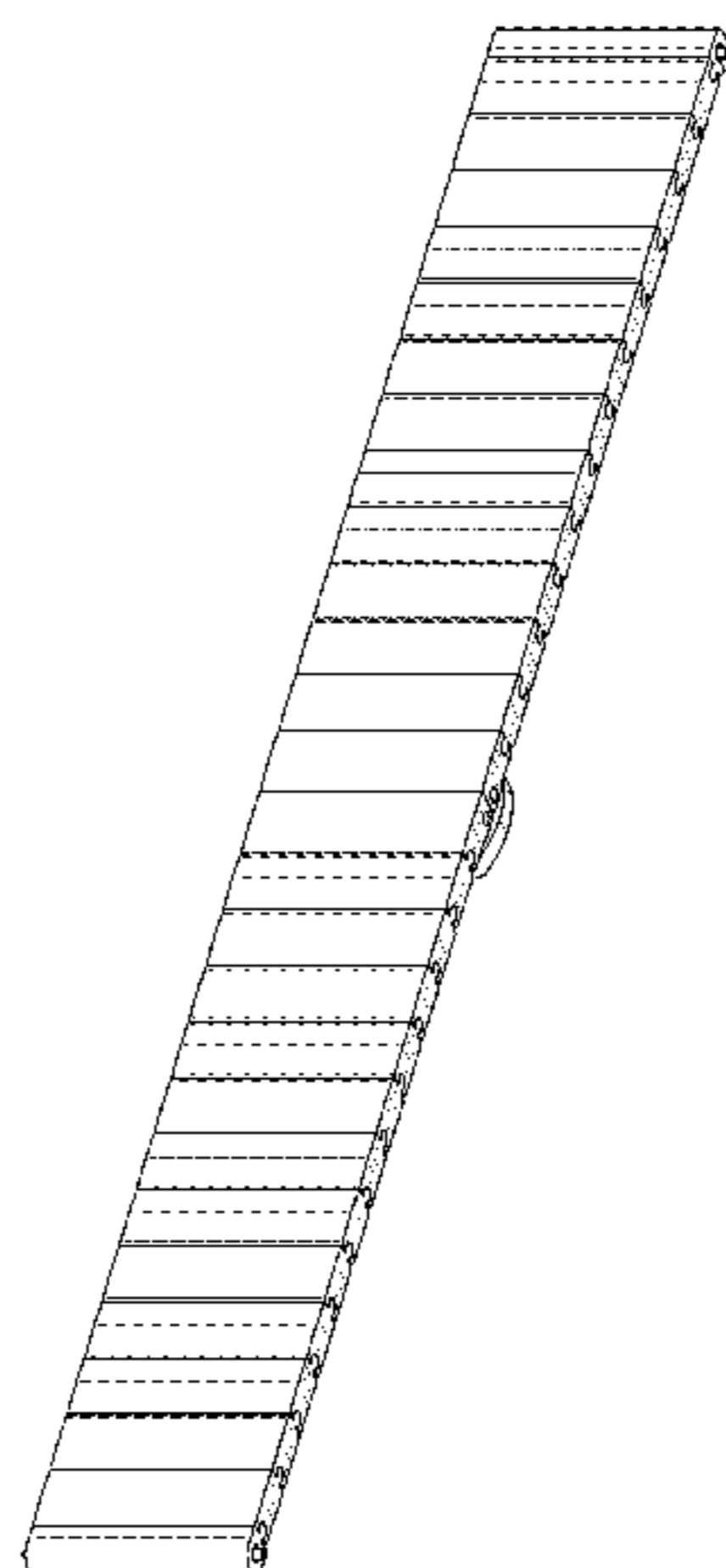
(57) **CLAIM**

The ornamental design for a watchband, as shown and described.

DESCRIPTION

FIG. 1 is a perspective view of a watchband;
FIG. 2 is a front view of the watchband;
FIG. 3 is a rear view of the watchband;
FIG. 4 is a right view of the watchband;
FIG. 5 is a left view of the watchband;
FIG. 6 is a top view of the watchband; and,
FIG. 7 is a bottom view of the watchband.

(Continued)



The broken lines shown in FIG. 3 illustrate portions of the watchband that form no part of the claimed design.

1 Claim, 4 Drawing Sheets

(56)

References Cited

U.S. PATENT DOCUMENTS

D441,666 S * 5/2001 Pequignet D10/32
D452,171 S * 12/2001 Bodino D10/32
6,442,970 B1 * 9/2002 Dangelmayer A44C 5/08
63/38
6,782,690 B2 * 8/2004 Kwan A44C 5/08
59/79.1
D581,811 S * 12/2008 Messmer D10/32
D583,682 S * 12/2008 Blank D10/32
D588,472 S * 3/2009 Messmer D10/32
D631,761 S * 2/2011 Barbier D10/32
D736,664 S * 8/2015 Paradise D11/3
D751,070 S * 3/2016 Akana D14/344
D760,107 S * 6/2016 Akana D11/5
D772,872 S * 11/2016 Park D14/344
9,486,042 B2 * 11/2016 Isaacs A44C 5/02
D782,335 S * 3/2017 White D10/32
D784,326 S * 4/2017 Akana D14/344
D785,469 S * 5/2017 Grcic D10/38
2007/0158376 A1 * 7/2007 Radley-Smith A44C 5/0007
224/219
2015/0351503 A1 * 12/2015 Isaacs A44C 5/24
63/3
2017/0244121 A1 * 8/2017 Elliott G06F 1/163

* cited by examiner

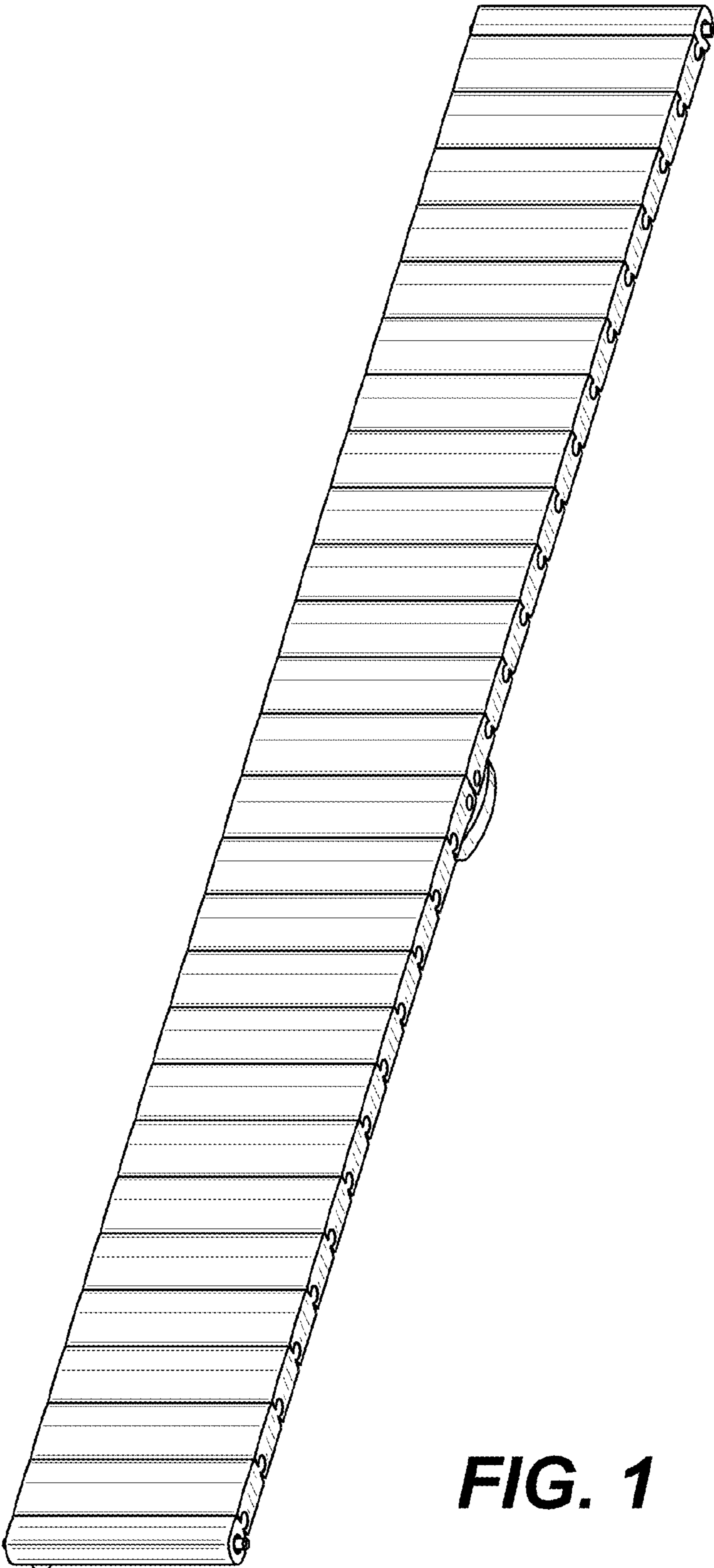


FIG. 1

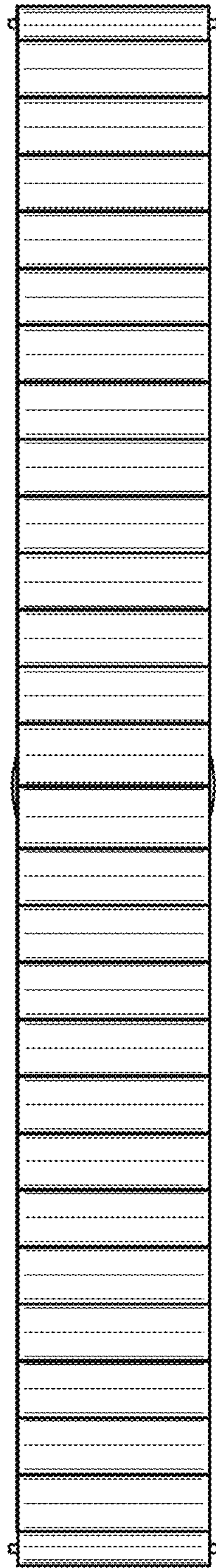


FIG. 2

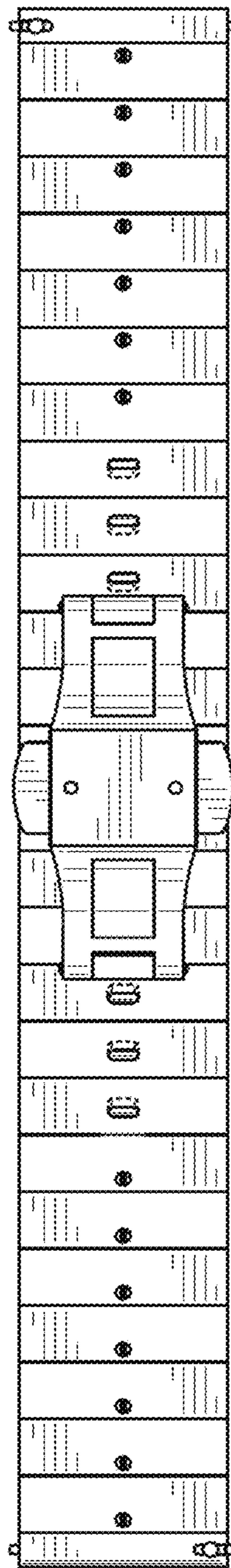


FIG. 3

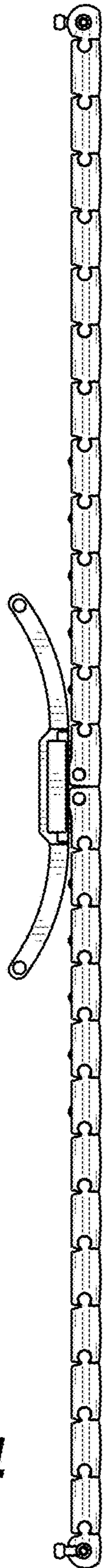


FIG. 4

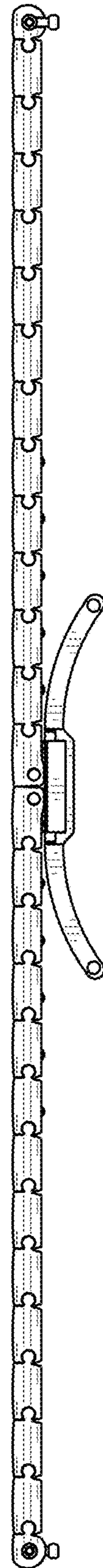


FIG. 5

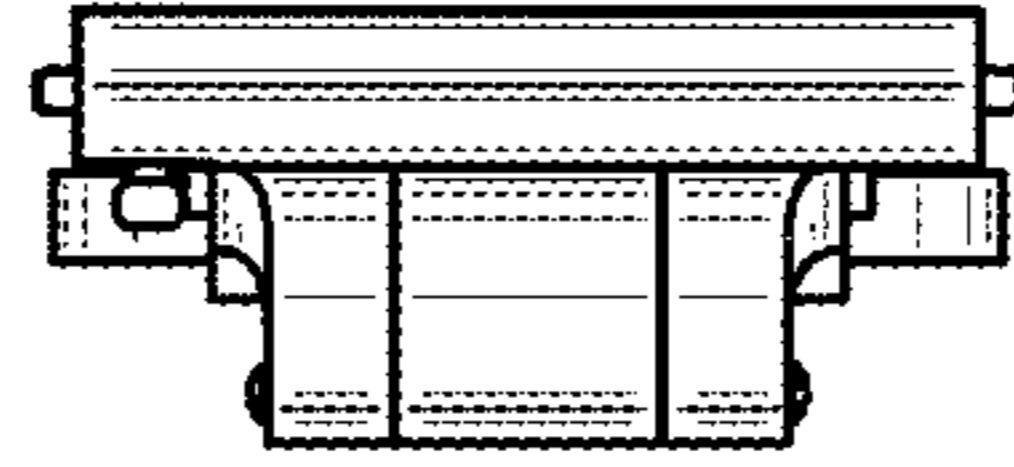


FIG. 6

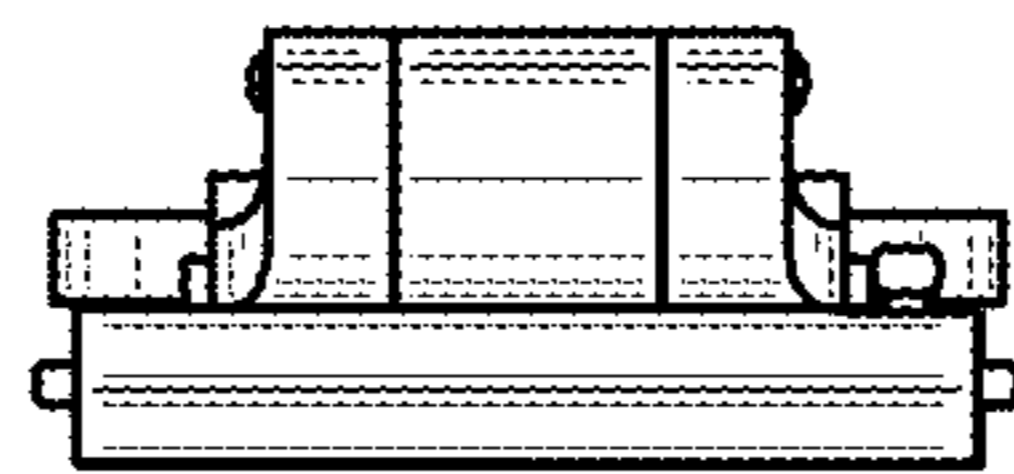


FIG. 7