



US00D839117S

(12) **United States Design Patent** (10) **Patent No.:** **US D839,117 S**  
**Hirose et al.** (45) **Date of Patent:** **\*\* Jan. 29, 2019**

(54) **SPECTROMETER**

(71) Applicant: **HAMAMATSU PHOTONICS K.K.**,  
Shizuoka (JP)

(72) Inventors: **Masaki Hirose**, Hamamatsu (JP);  
**Katsumi Shibayama**, Hamamatsu (JP);  
**Takashi Kasahara**, Hamamatsu (JP);  
**Toshimitsu Kawai**, Hamamatsu (JP);  
**Hiroki Oyama**, Hamamatsu (JP); **Yumi Teramachi**,  
Hamamatsu (JP); **Takafumi Yokino**, Hamamatsu (JP); **Katsuhiko Kato**,  
Hamamatsu (JP)

(73) Assignee: **HAMAMATSU PHOTONICS K.K.**,  
Hamamatsu-shi, Shizuoka (JP)

(\*\*) Term: **15 Years**

(21) Appl. No.: **35/504,120**

(22) Filed: **Jun. 6, 2017**

(80) **Hague Agreement Data**

Int. Filing Date: **Jun. 6, 2017**  
 Int. Reg. No.: **DM/096393**  
 Int. Reg. Date: **Jun. 6, 2017**  
 Int. Reg. Pub. Date: **Dec. 8, 2017**

(30) **Foreign Application Priority Data**

Dec. 28, 2016 (JP) ..... 2016-028538

(51) **LOC (11) Cl.** ..... **10-04**

(52) **U.S. Cl.**  
 USPC ..... **D10/81**

(58) **Field of Classification Search**  
 USPC ..... D10/81, 47; D13/158, 159, 160  
 CPC ..... G01J 3/0256; G01N 21/67  
 See application file for complete search history.

(56) **References Cited**

U.S. PATENT DOCUMENTS

6,686,998	B2 *	2/2004	Gianchandani .....	G01N 21/67	313/163
D603,280	S *	11/2009	Shibayama .....	D10/81	
D603,729	S *	11/2009	Shibayama .....	D10/81	
D603,730	S *	11/2009	Shibayama .....	D10/81	
D603,731	S *	11/2009	Shibayama .....	D10/81	
D730,217	S *	5/2015	Yokino .....	D10/81	
D733,599	S *	7/2015	Yokino .....	D10/81	
D744,878	S *	12/2015	Yokino .....	D10/46	
9,746,616	B2 *	8/2017	Ko .....	G01J 3/0256	

\* cited by examiner

*Primary Examiner* — George D. Kirschbaum

(57) **CLAIM**

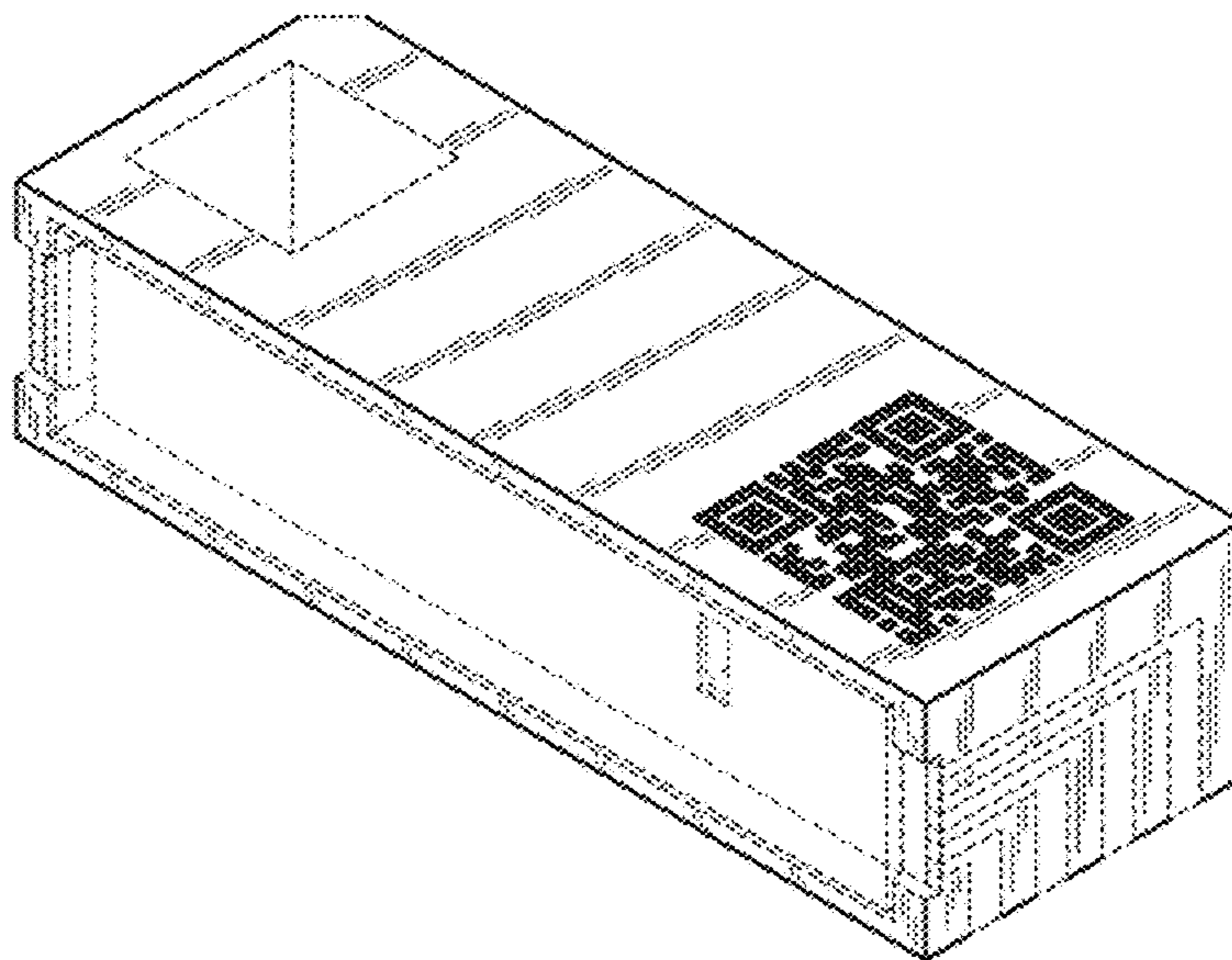
The ornamental design for a spectrometer, as shown and described.

**DESCRIPTION**

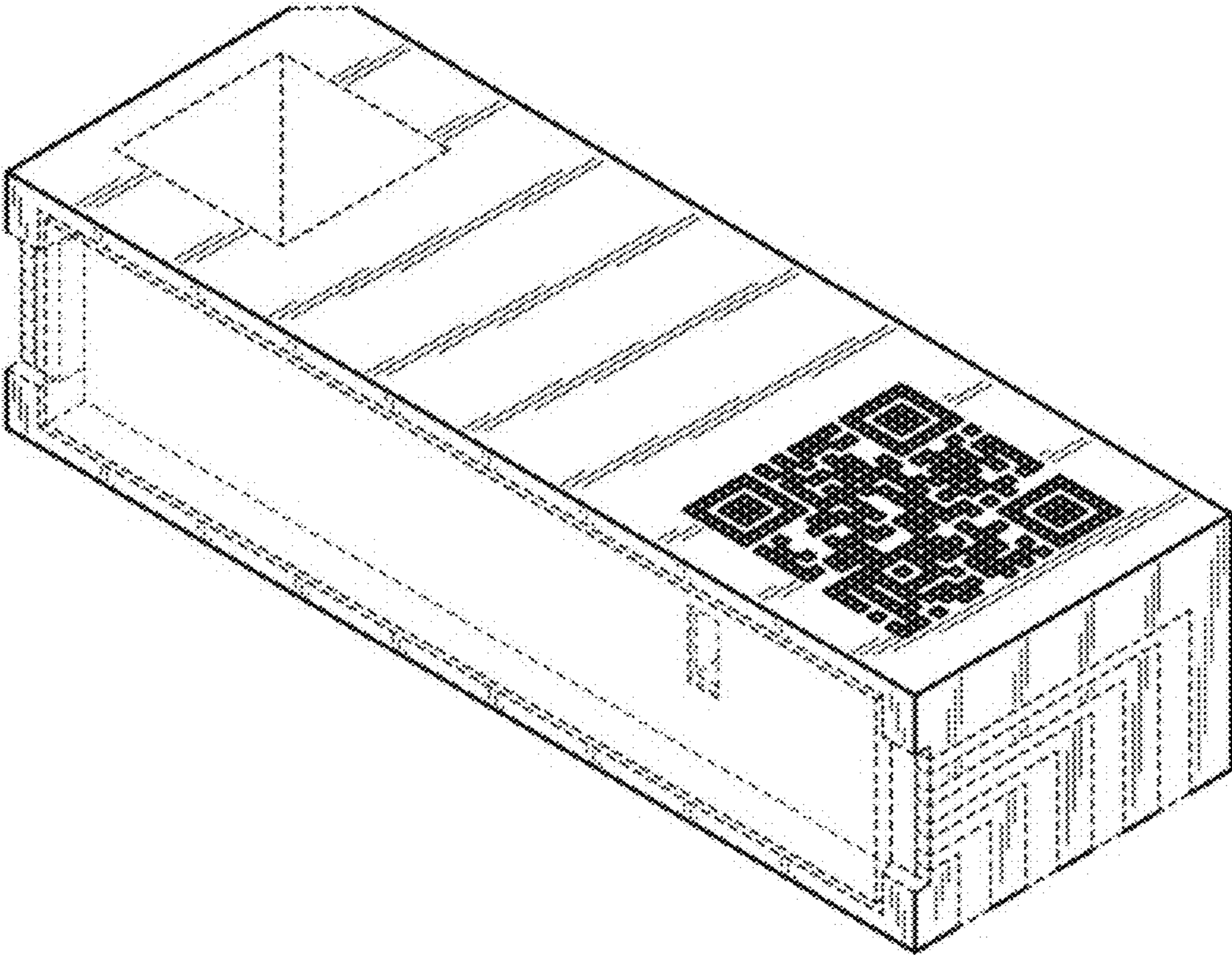
1. Spectrometer  
 1.1 : Perspective  
 1.2 : Front  
 1.3 : Back  
 1.4 : Top  
 1.5 : Bottom  
 1.6 : Left  
 1.7 : Right  
 1.8 : Partial enlarged cross-sectional view  
 1.9 : Partial enlarged top view  
 1.10 : Partial enlarged perspective view

The broken line showing is included for the purpose of illustrating portions of the “article” and forms no part of the claimed design.


**1 Claim, 10 Drawing Sheets**



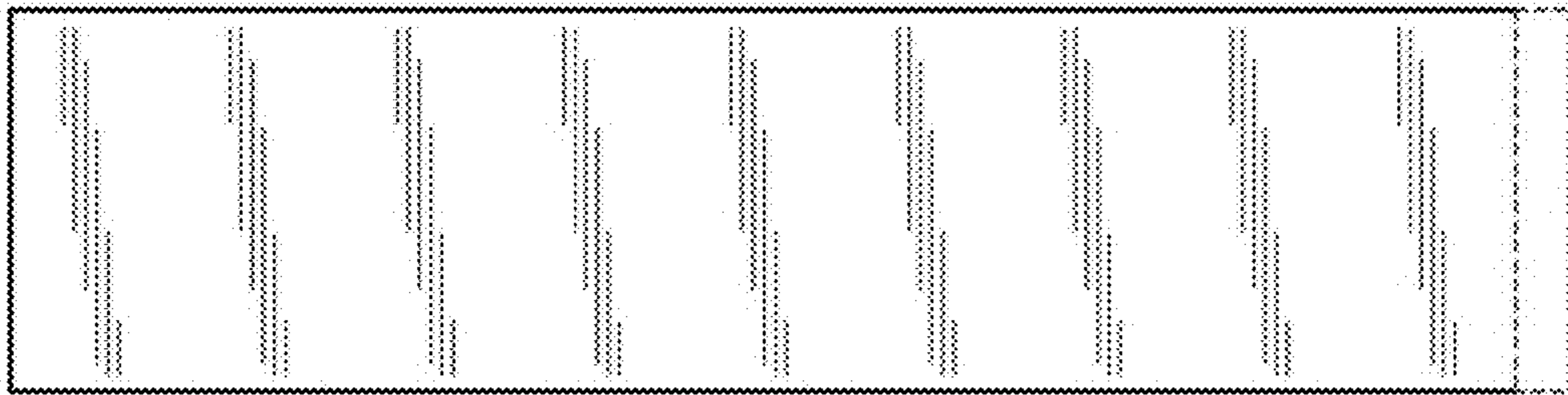
1.1



1.2

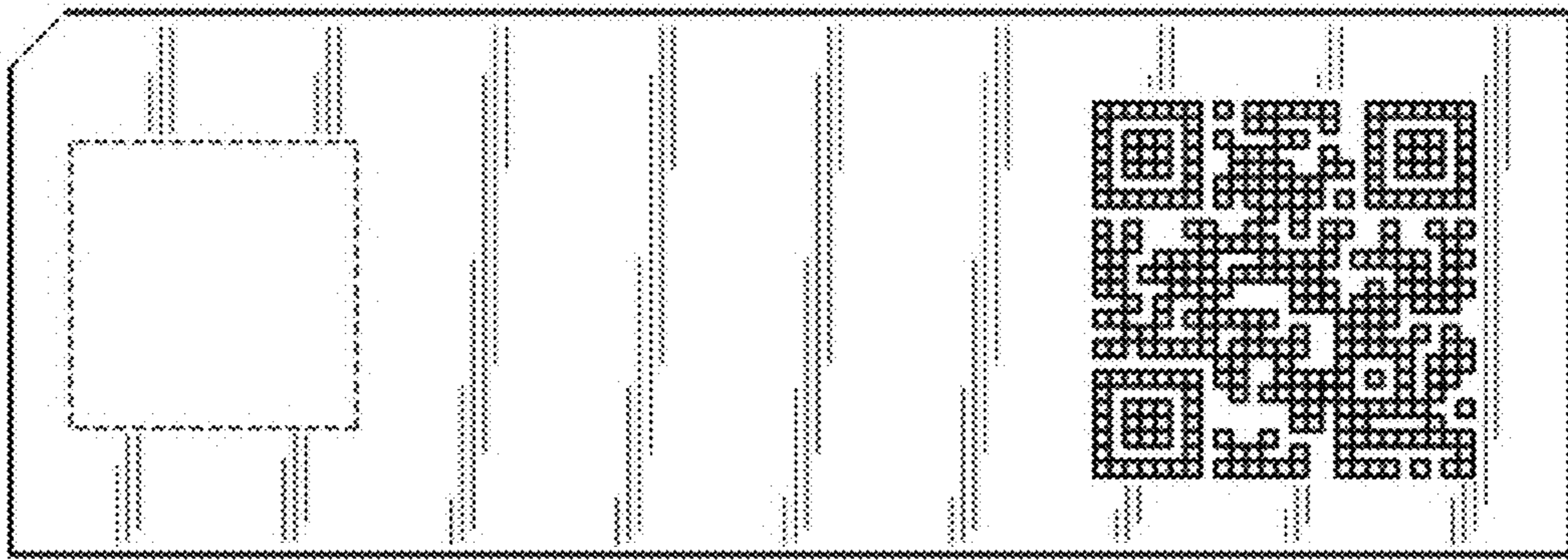


1.3

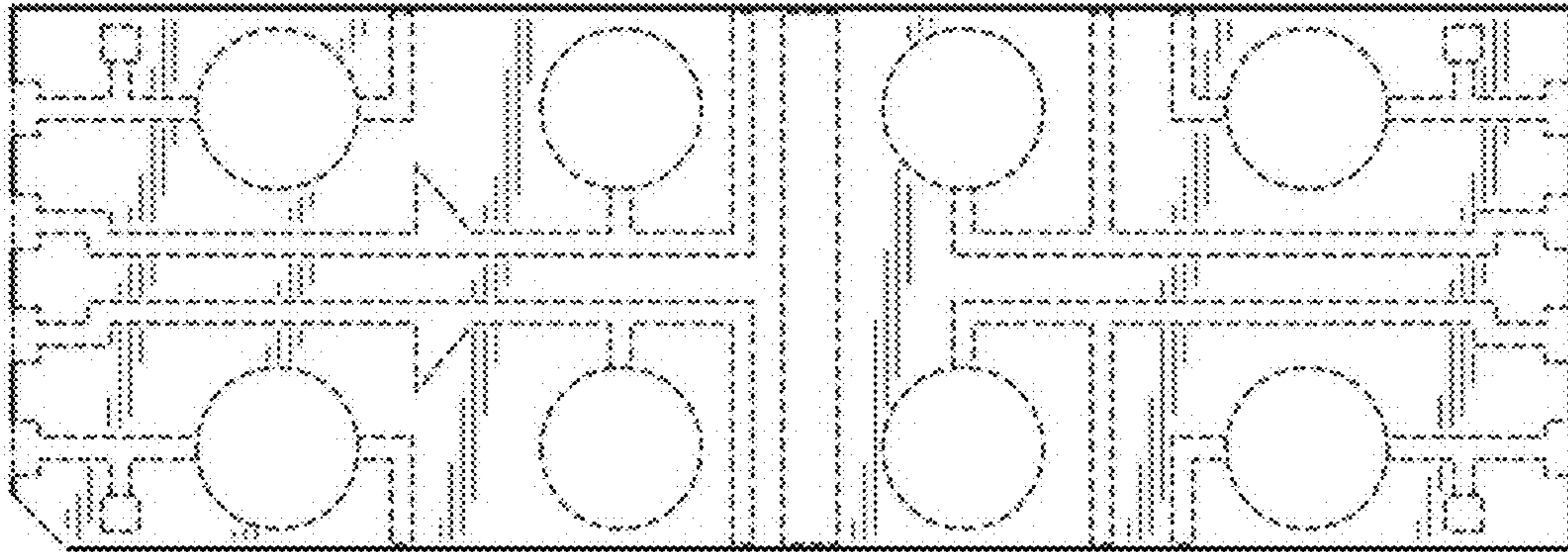




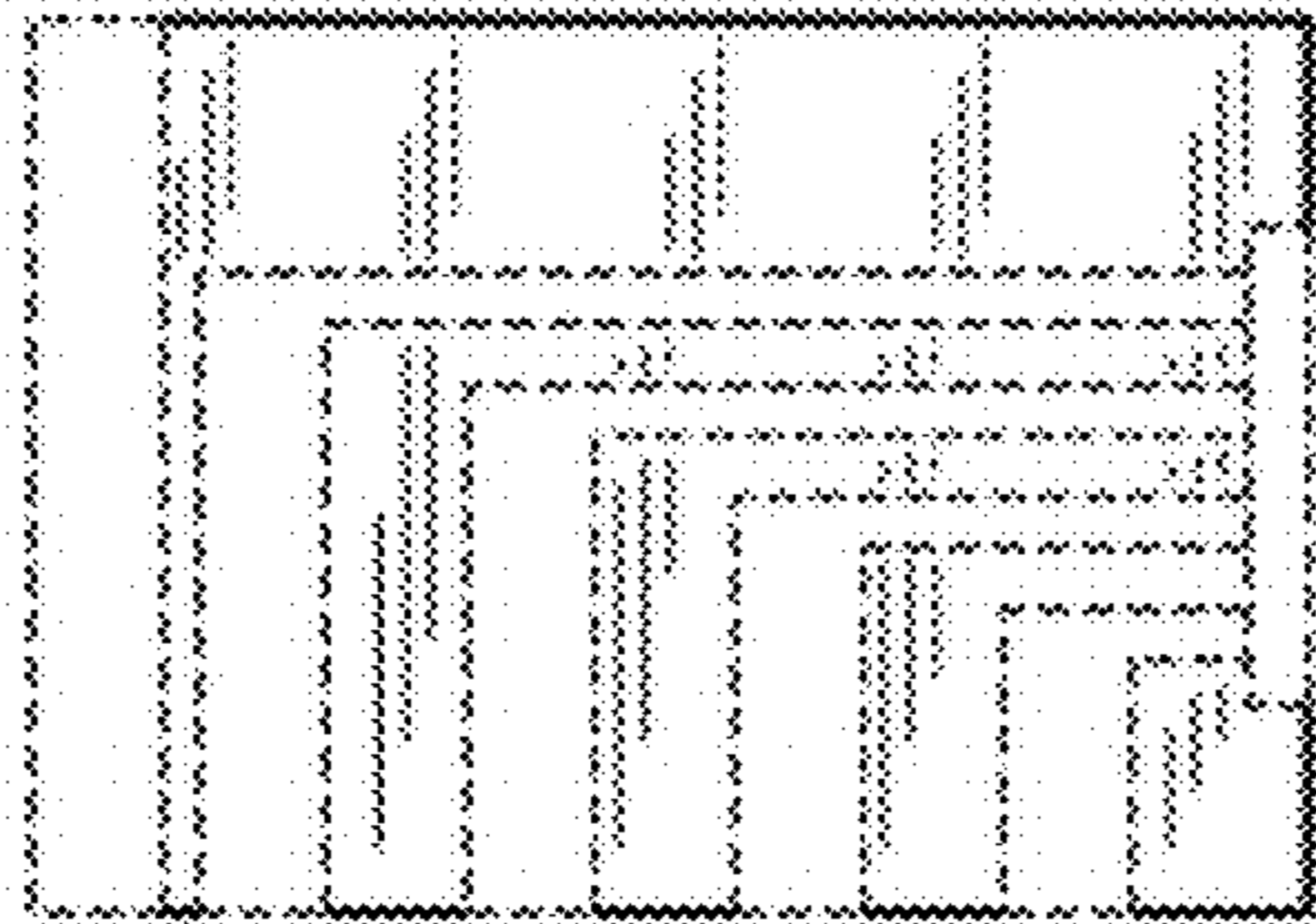
1.4




1.5



1.6




1.7

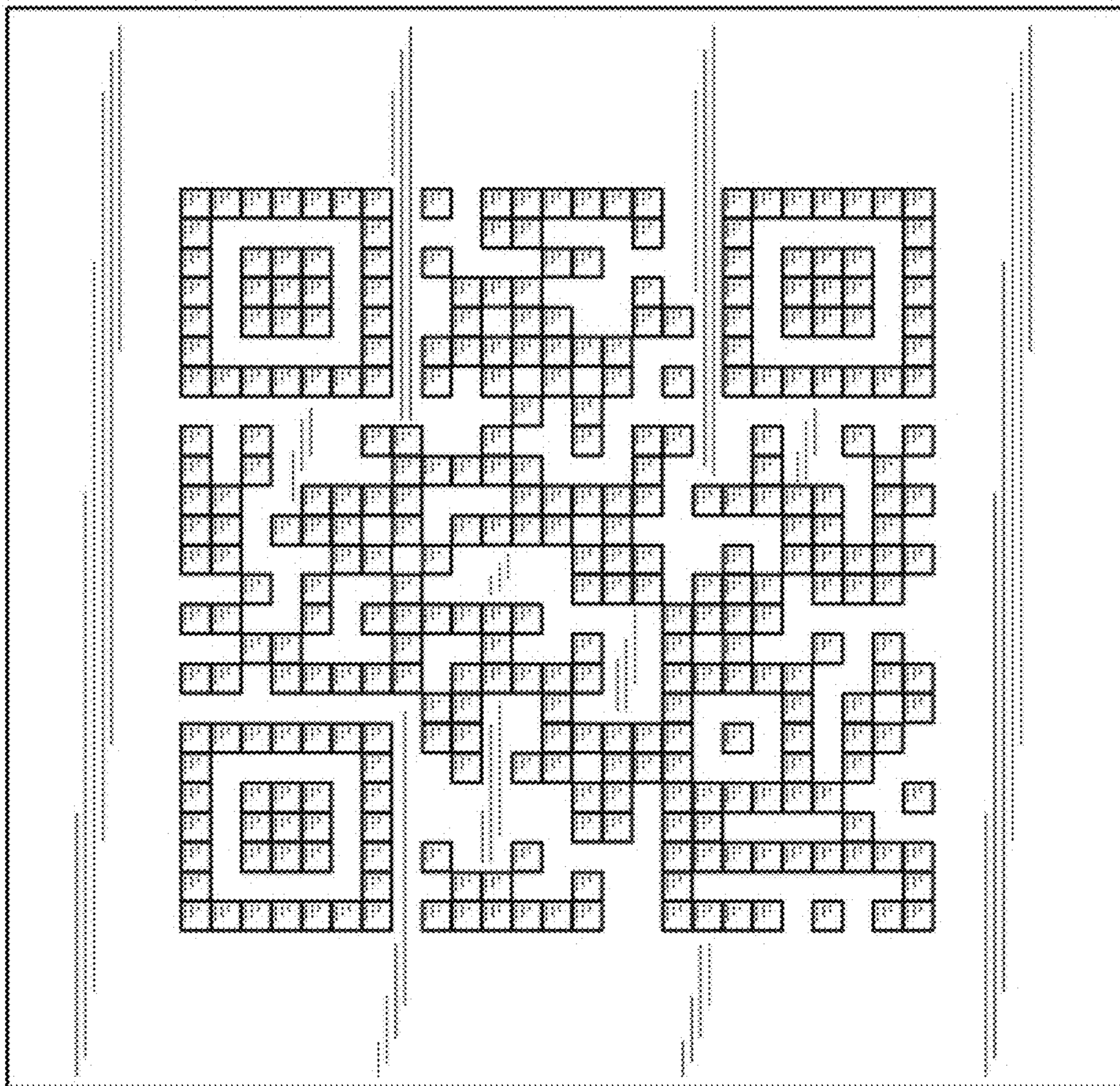




1.8



1.9



1.10

