



US00D839116S

(12) **United States Design Patent** (10) **Patent No.:** **US D839,116 S**
Hirose et al. (45) **Date of Patent:** **** Jan. 29, 2019**

(54) **SPECTROMETER**

(56) **References Cited**

(71) Applicant: **HAMAMATSU PHOTONICS K.K.**,
Shizuoka (JP)

(72) Inventors: **Masaki Hirose**, Hamamatsu (JP);
Katsumi Shibayama, Hamamatsu (JP);
Takashi Kasahara, Hamamatsu (JP);
Toshimitsu Kawai, Hamamatsu (JP);
Hiroki Oyama, Hamamatsu (JP); **Yumi**
Teramachi, Hamamatsu (JP); **Takafumi**
Yokino, Hamamatsu (JP); **Katsuhiko**
Kato, Hamamatsu (JP)

U.S. PATENT DOCUMENTS

6,686,998 B2 * 2/2004 Gianchandani G01N 21/67
313/163
D603,280 S * 11/2009 Shibayama D10/81
D603,729 S * 11/2009 Shibayama D10/81
D603,730 S * 11/2009 Shibayama D10/81
D603,731 S * 11/2009 Shibayama D10/81
D730,217 S * 5/2015 Yokino D10/81
D733,599 S * 7/2015 Yokino D10/81
D744,878 S * 12/2015 Yokino D10/46
9,746,616 B2 * 8/2017 Ko G01J 3/0256

* cited by examiner

(73) Assignee: **HAMAMATSU PHOTONICS K.K.**,
Hamamatsu-shi, Shizuoka (JP)

Primary Examiner — George D. Kirschbaum

(**) Term: **15 Years**

(57) **CLAIM**

(21) Appl. No.: **35/504,111**

The ornamental design for a spectrometer, as shown and described.

(22) Filed: **Jun. 6, 2017**

DESCRIPTION

(80) **Hague Agreement Data**

Int. Filing Date: **Jun. 6, 2017**
 Int. Reg. No.: **DM/096394**
 Int. Reg. Date: **Jun. 6, 2017**
 Int. Reg. Pub. Date: **Dec. 8, 2017**

- 1. Spectrometer
- 1.1 : Perspective
- 1.2 : Front
- 1.3 : Back
- 1.4 : Top
- 1.5 : Bottom
- 1.6 : Left
- 1.7 : Right
- 1.8 : Partial enlarged cross-sectional view
- 1.9 : Partial enlarged top view
- 1.10 : Partial enlarged perspective view

(30) **Foreign Application Priority Data**

Dec. 28, 2016 (JP) 2016-028540

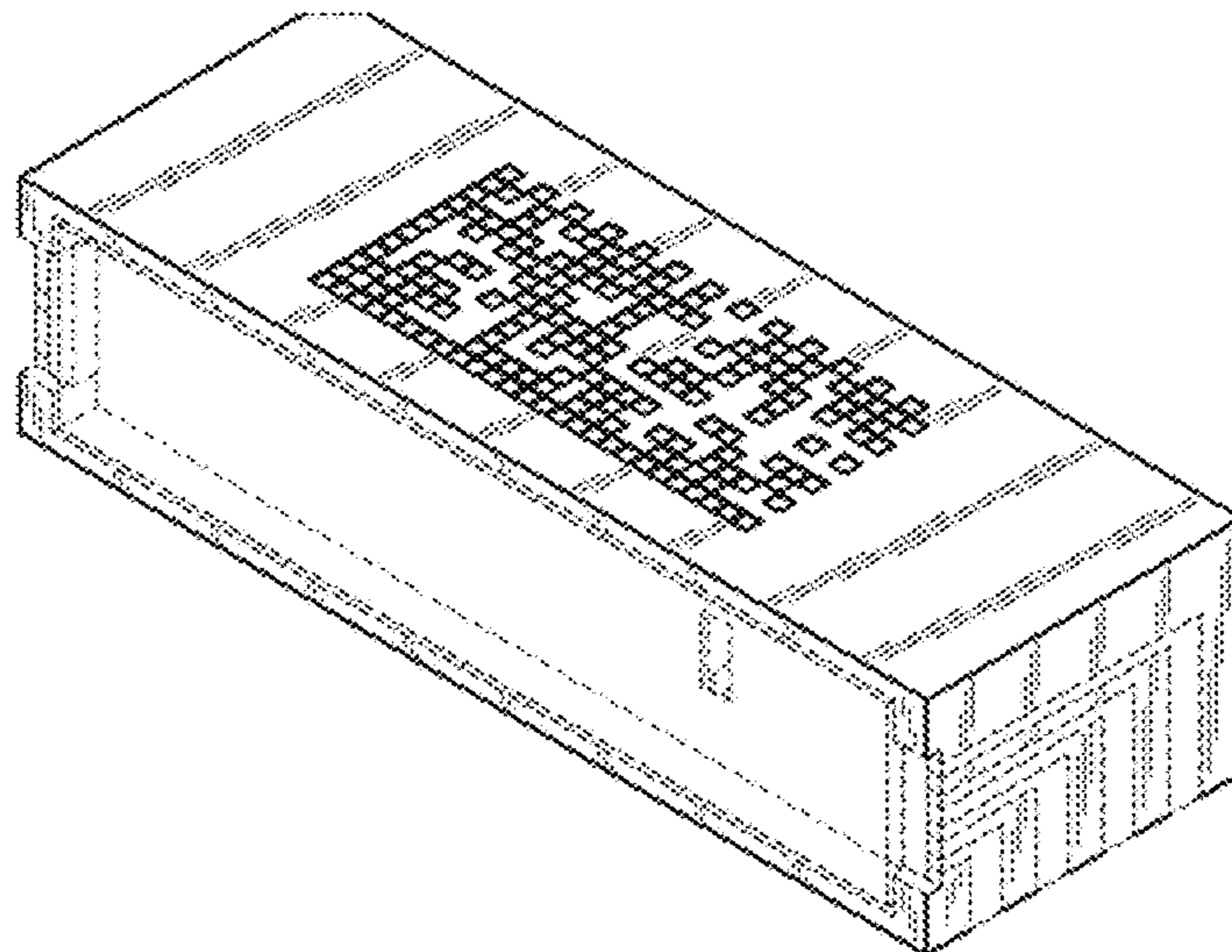
(51) **LOC (11) Cl.** **10-04**

(52) **U.S. Cl.**
USPC **D10/81**

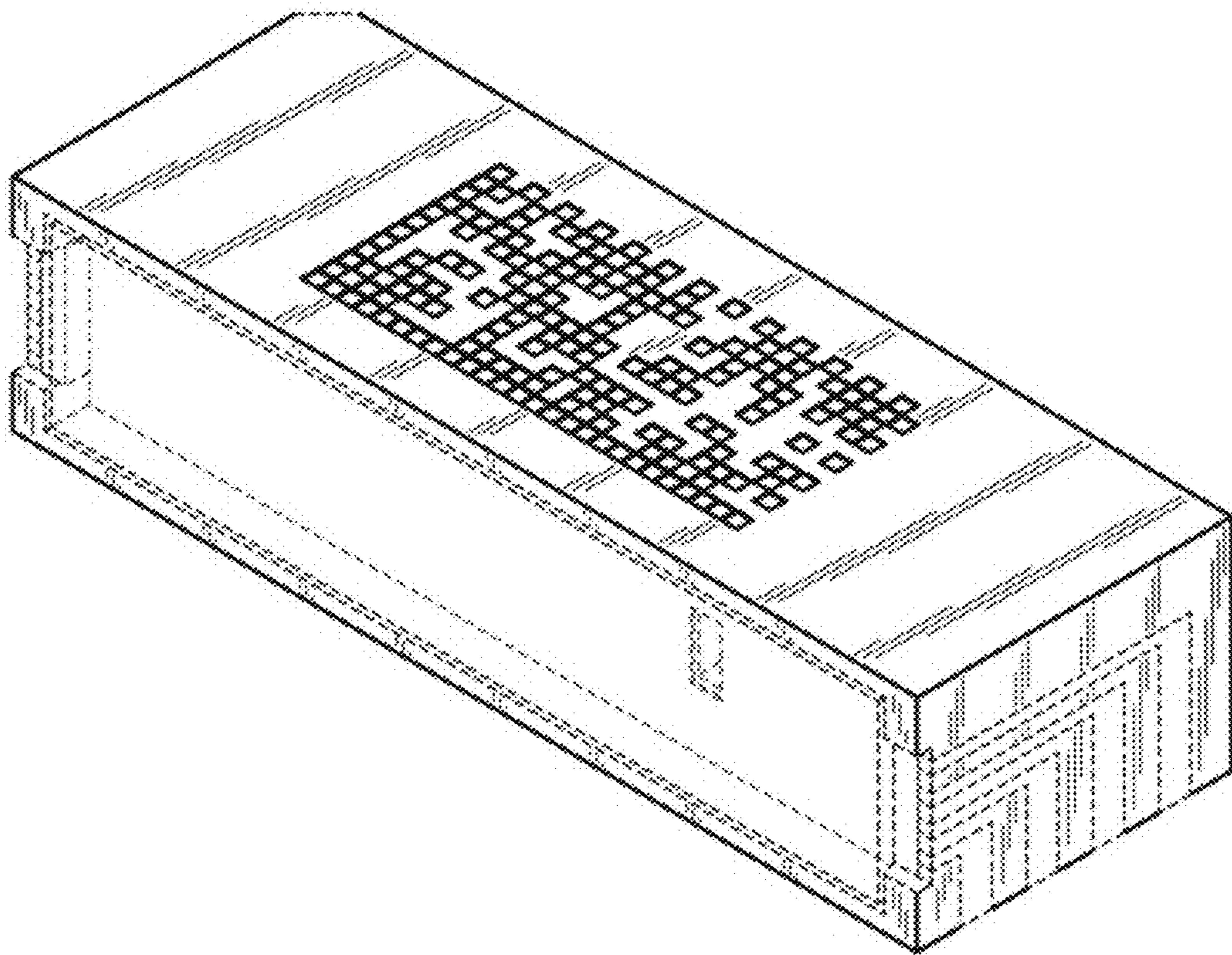
(58) **Field of Classification Search**
USPC D10/81, 47; D13/158, 159, 160
CPC G01J 3/0256; G01N 21/67
See application file for complete search history.

The broken line showing is included for the purpose of illustrating portions of the “article” and forms no part of the claimed design.


1 Claim, 10 Drawing Sheets



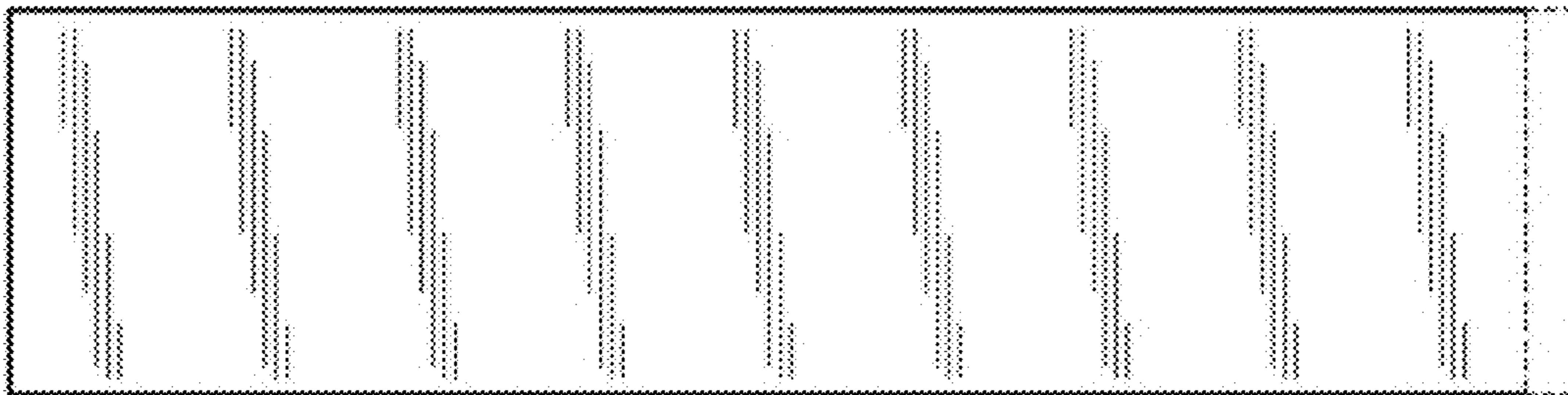
1.1



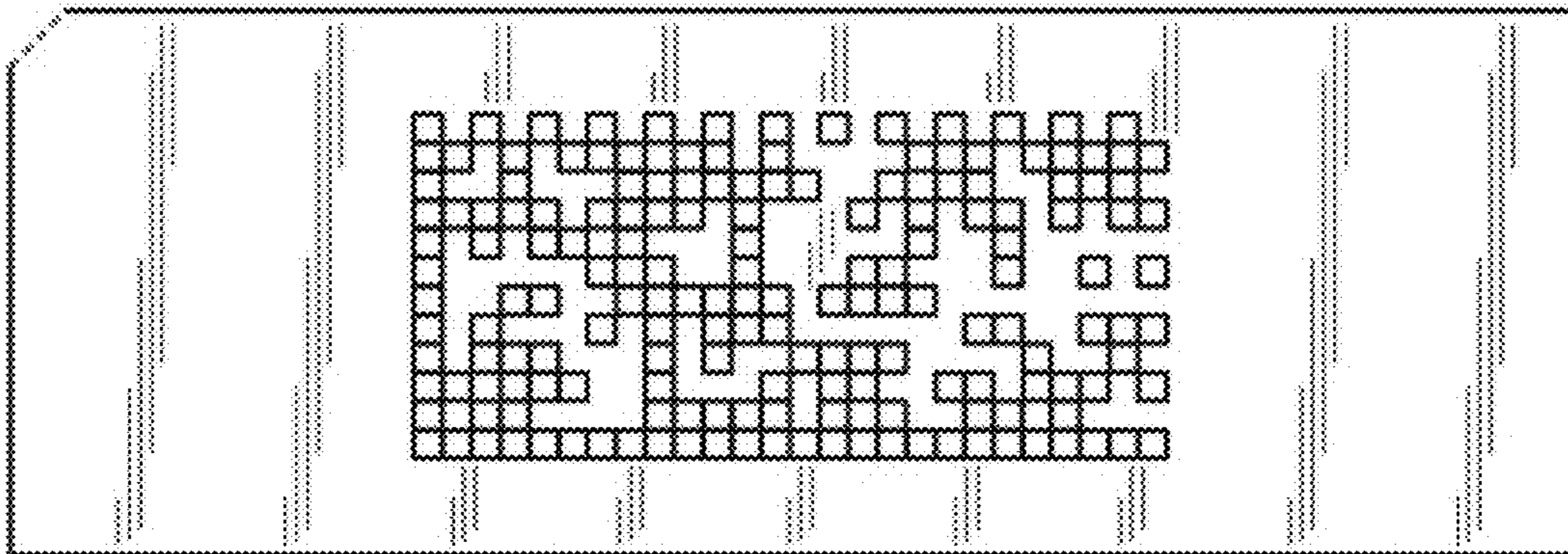
1.2



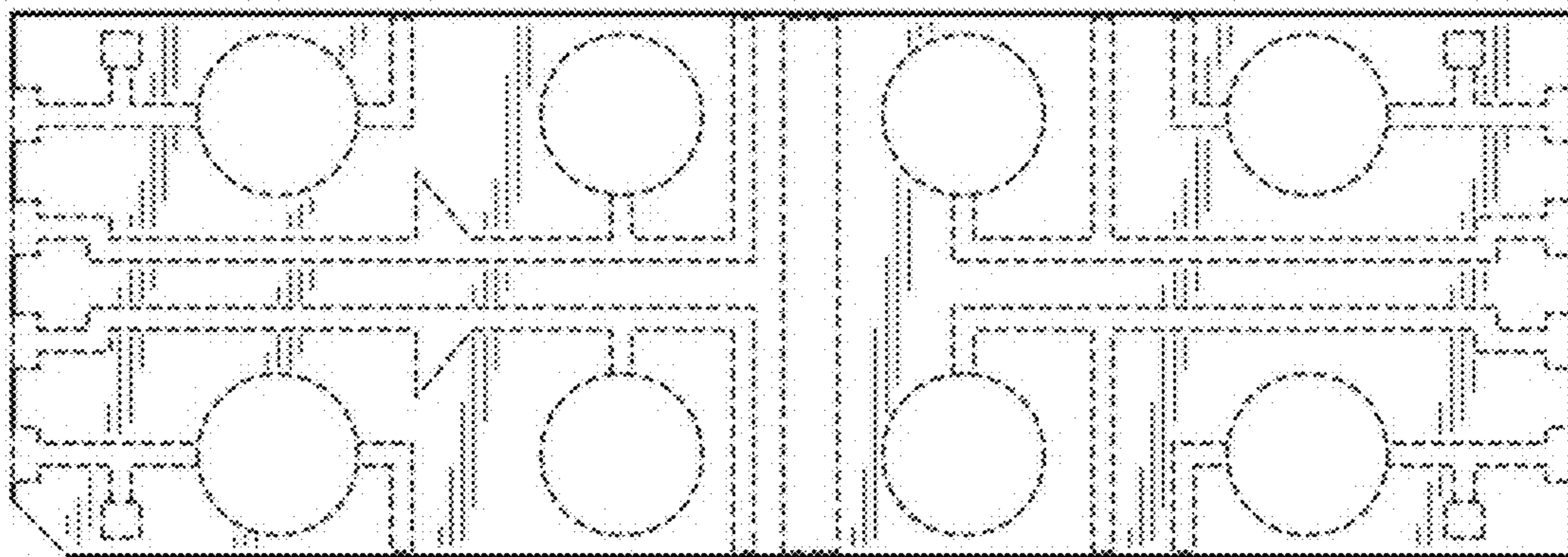
1.3



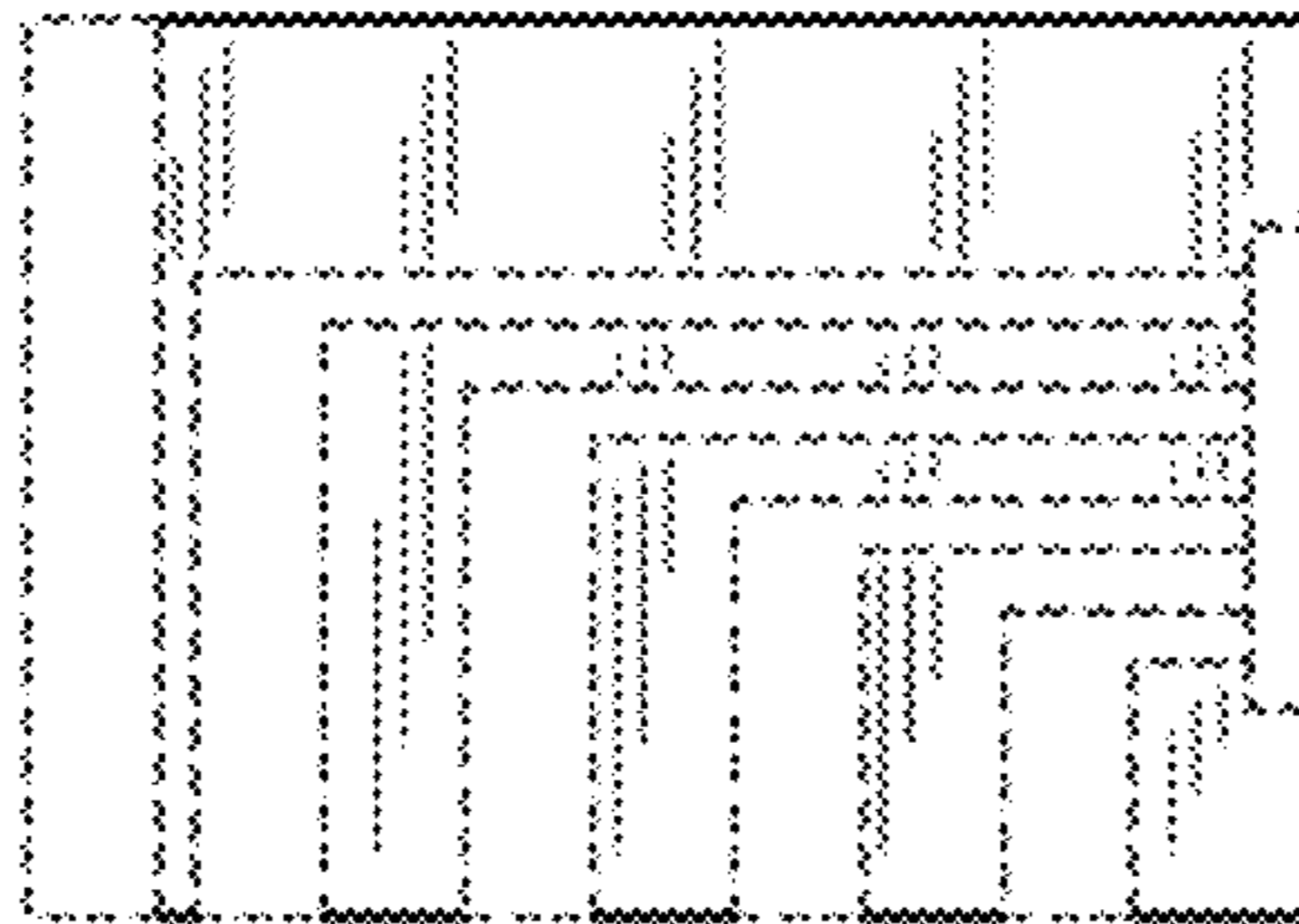
1.4




1.5




1.6



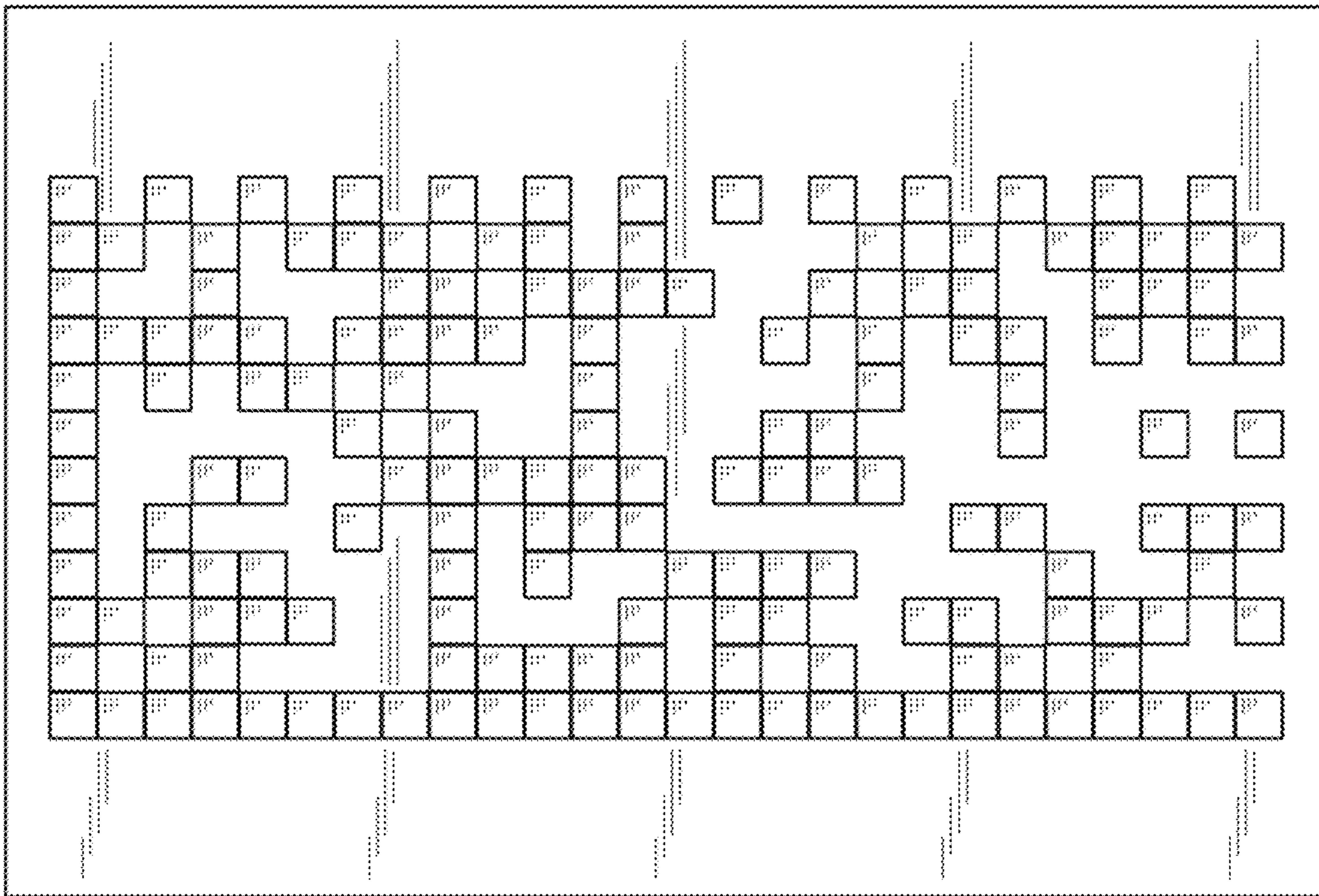
1.7



1.8



1.9



1.10

