



US00D839107S

(12) **United States Design Patent** (10) **Patent No.:** **US D839,107 S**
Erickson (45) **Date of Patent:** **** Jan. 29, 2019**

(54) **TIMER**
(71) Applicant: **Taylor Precision Products, Inc.**,
Seattle, WA (US)
(72) Inventor: **Leif Erickson**, Seattle, WA (US)
(73) Assignee: **Taylor Precision Products, Inc.**,
Seattle, WA (US)

D385,203 S * 10/1997 Zappa D10/57
5,775,488 A * 7/1998 Vaught G01K 1/08
206/306
D421,925 S * 3/2000 Lin D10/57
D422,515 S * 4/2000 Kuo D10/15
D464,895 S * 10/2002 Ng D10/15
D498,967 S * 11/2004 White D7/300.2
D511,691 S * 11/2005 Haston D10/15

(Continued)

(**) Term: **15 Years**
(21) Appl. No.: **29/591,714**
(22) Filed: **Jan. 23, 2017**
(51) **LOC (11) Cl.** **10-03**
(52) **U.S. Cl.**
USPC **D10/40**
(58) **Field of Classification Search**
USPC D10/30-39, 42, 122-124, 126, 128, 40,
D10/41, 57; D11/3; D14/344; D99/28,
D99/99; D24/167, 186
See application file for complete search history.

OTHER PUBLICATIONS

Yama Bamboo Stir Sticks | posted at esspressoparts.com n.d.;
review date Dec. 14, 2016 ©2017 | Espresso Parts [online][site
visited Jun. 22, 2018]. Available from internet: <<https://www.esspressoparts.com/bamboo-stir-sticks>> (Year: 2016).*

(Continued)

Primary Examiner — Sandra S Snapp
Assistant Examiner — Katherin Glennon
(74) *Attorney, Agent, or Firm* — Seed Intellectual
Property Law Group LLP

(56) **References Cited**

U.S. PATENT DOCUMENTS

3,428,460 A * 2/1969 Ely A47G 21/004
426/112
D268,333 S * 3/1983 Kojima D10/103
4,387,809 A * 6/1983 Botzler A47G 21/004
206/216
D287,829 S * 1/1987 Osaka D10/57
D292,680 S * 11/1987 Chan 374/170
D298,219 S * 10/1988 Muller D10/57
D299,907 S * 2/1989 Brown, Jr. D10/57
4,849,231 A * 7/1989 Spee A23G 3/563
426/132
D309,866 S * 8/1990 Fukuda D10/57
D320,167 S * 9/1991 Imai D10/15
D330,169 S * 10/1992 Yajima D10/57
D330,681 S * 11/1992 Yamada D10/57

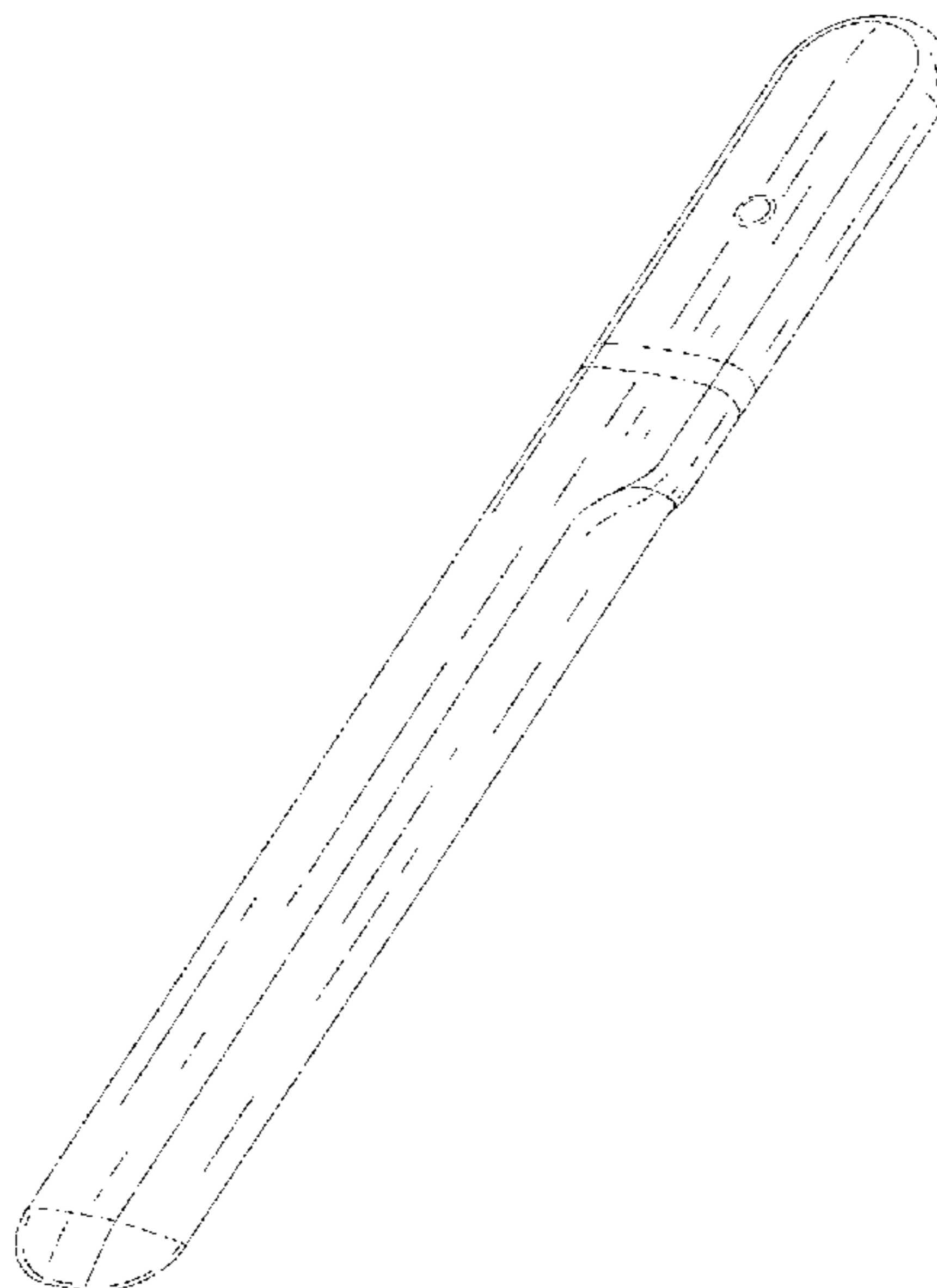
(57) **CLAIM**

The ornamental design for a timer, as shown and described.

DESCRIPTION

FIG. 1 is a top perspective view of a timer showing my new design.
FIG. 2 is a bottom perspective view thereof.
FIG. 3 is a top plan view thereof.
FIG. 4 is a bottom plan view thereof.
FIG. 5 is a left side view thereof.
FIG. 6 is a right side view thereof.
FIG. 7 is a rear end view thereof; and,
FIG. 8 is a front end view thereof.
The broken lines in the figures form no part of the claimed design.

1 Claim, 5 Drawing Sheets



(56)

References Cited

U.S. PATENT DOCUMENTS

D539,178	S *	3/2007	Nakada	D10/57
D651,531	S *	1/2012	Rothman	D10/57
D661,207	S *	6/2012	Beland	D10/40
D664,454	S *	7/2012	Shibata	D10/57
D681,841	S *	5/2013	Scappaticci	D24/215
D772,733	S *	11/2016	Stueckemann	D10/40
D793,255	S *	8/2017	Berthier	D10/57
D795,099	S *	8/2017	Alla	D10/57
2012/0148710	A1 *	6/2012	Rondia	B65D 77/24 426/124

OTHER PUBLICATIONS

French Press Stirrer and Timer | amazon.com 2018 © 1996-2018, Amazon.com, Inc [online][site visited Jun. 22, 2018]. Available from internet: <https://www.amazon.com/Chefn-Switchit-French-Stirrer-Anthracite/dp/B078YXPGW8/ref=sr_1_fkmr0_1?ie=UTF8&qid=1529696888&sr=8-1-fkmr0&keywords=espresso+stirrer+and+ti> (Year: 2018).*

Chefn Switchit French Press StirrerTimer | surlatable.com n.d. ©2018 SurLaTable [online][visted Jun. 22, 2018]. Available from internet: <https://www.surlatable.com/product/PRO-3773959/?ranMID=42644&raEAID=p*E2XVDQFnI&ranSiteID=p.E2XVDQFnI-EMPBTo0cfezNXuG3dGnRAw&utm_campaign=Meredith+E-Commerce+Shops> (Year: 2018).*

* cited by examiner

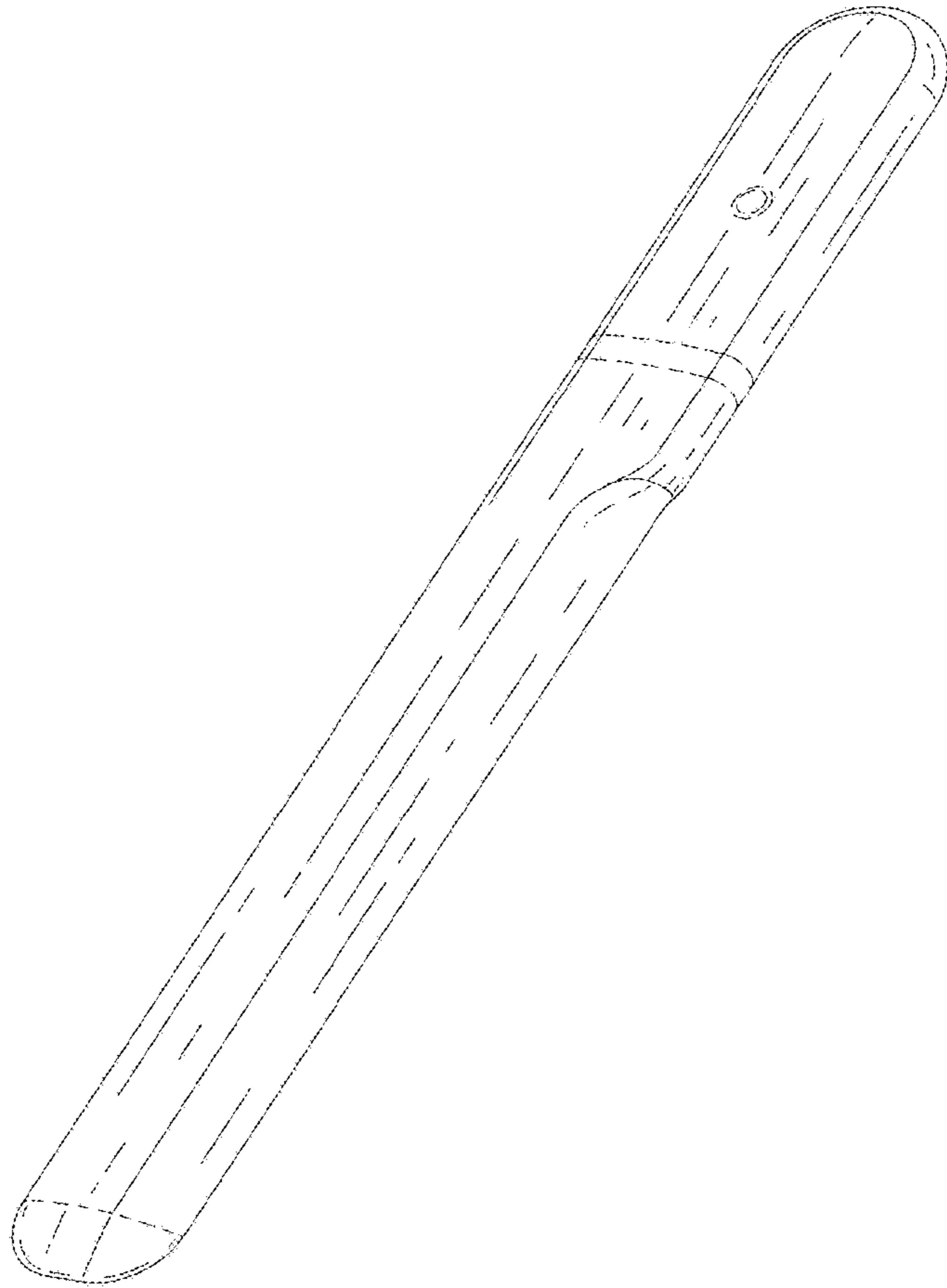


FIG. 1

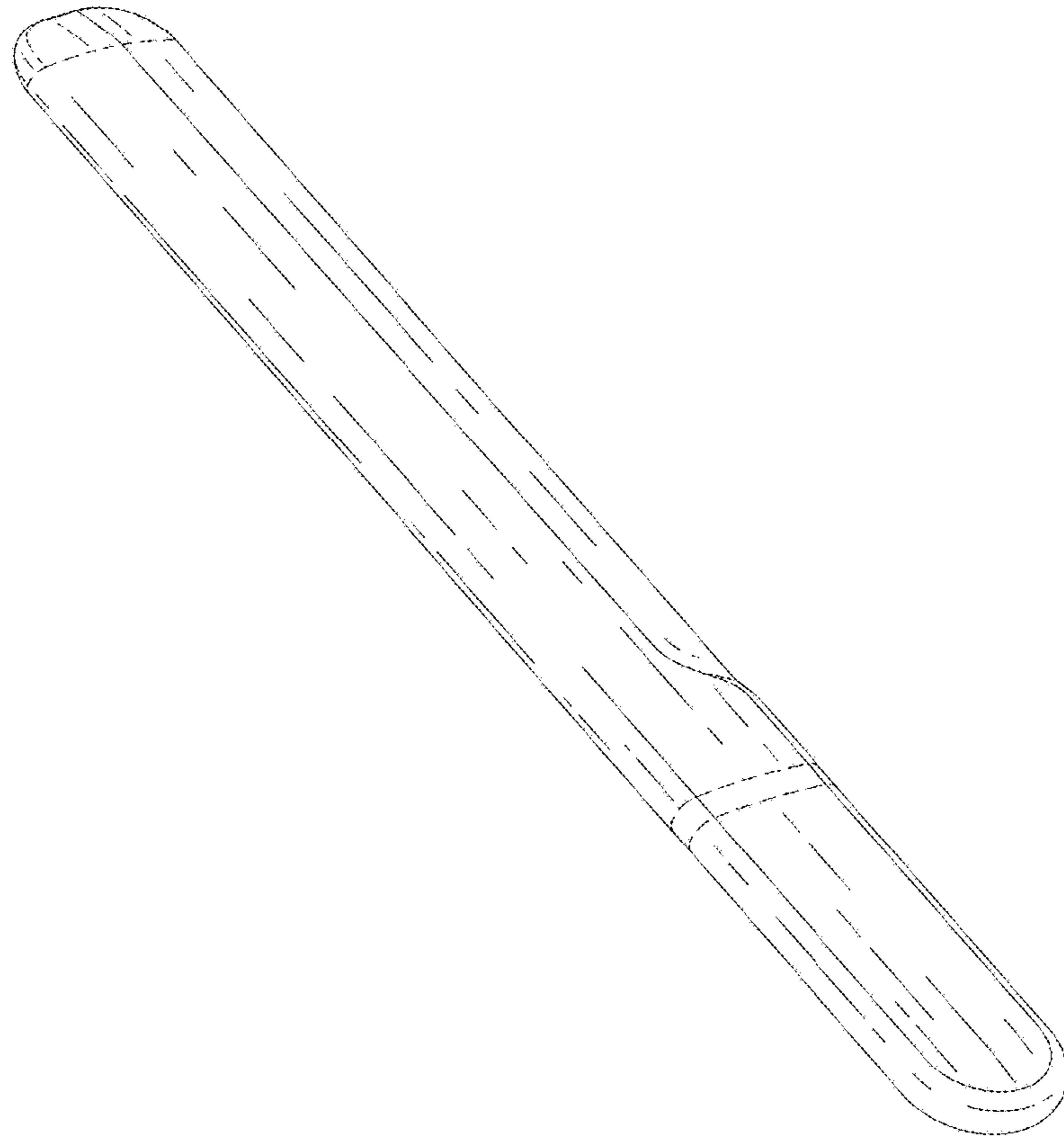


FIG. 2




FIG. 3




FIG. 4




FIG. 5




FIG. 6




FIG. 7




FIG. 8