



US00D839105S

(12) **United States Design Patent**
Zucchi

(10) **Patent No.:** **US D839,105 S**
(45) **Date of Patent:** **** Jan. 29, 2019**

(54) **WRIST WATCH**

2,189,096 A * 2/1940 Alonge G04B 37/12
224/170

(71) Applicant: **BUCCELLATI HOLDING ITALIA**
S.P.A., Milan (IT)

D145,614 S * 9/1946 Deutsh D10/36
D336,859 S * 6/1993 Muller D10/30

(Continued)

(72) Inventor: **Massimo Zucchi**, Les Acacias-Geneva
(CH)

OTHER PUBLICATIONS

(73) Assignee: **BUCCELLATI HOLDING ITALIA**
S.P.A., Milan (IT)

Buccellati Opera Watch | posted at us.buccellati.com No posting
date © Buccellati 2018 [online][site visited Mar. 20, 2018]. Avail-
able from Internet: <http://us.buccellati.com/en/watches/opera/
opera> (Year: 2018).*

(**) Term: **15 Years**

Primary Examiner — Sandra S Snapp

(21) Appl. No.: **29/591,219**

Assistant Examiner — Katherine Glennon

(22) Filed: **Jan. 18, 2017**

(74) *Attorney, Agent, or Firm* — King & Schickli, PLLC

(30) **Foreign Application Priority Data**

Jul. 19, 2016 (EM) 003311026

(51) **LOC (11) Cl.** **10-02**

(52) **U.S. Cl.**
USPC **D10/39**

(58) **Field of Classification Search**

USPC D10/1-2, 6-10, 14-15, 22, 30-39, 65,
D10/70, 97-98, 122-126, 128; D14/344;
D24/167, 186

CPC G04B 19/00; G04B 19/025; G04B 19/04;
G04B 19/046; G04B 19/048; G04B
19/06; G04B 19/08; G04B 19/085; G04B
19/087; G04B 45/0069; G04B 45/0076;
G04B 19/065; G04B 19/082; G04B
19/10; G04B 19/103; G04B 19/106;
G04B 19/12; G04B 19/16; G04B 19/163;
G04B 19/166; G04B 19/18; G04B 19/22;
G04B 19/223; G04B 19/225; G04B
19/226; G04B 19/228; G04B 27/00;
G04B 27/06

See application file for complete search history.

(56) **References Cited**

U.S. PATENT DOCUMENTS

D69,744 S * 3/1926 Cleven D10/103
D111,918 S * 10/1938 Grant D10/36

(57) **CLAIM**

The ornamental design for a wrist watch, as shown and
described.

DESCRIPTION

FIG. 1 is a perspective view of the wrist watch, taken from
above;

FIG. 2 is a perspective view, wherein the watch hands have
been removed in order to make the dial ornamentation fully
visible;

FIG. 3 is a top view of the wrist watch;

FIG. 4 is a top view, wherein the watch hands have been
removed in order to make the dial ornamentation fully
visible;

FIG. 5 is a right-side view of the wrist watch;

FIG. 6 is a left-side view of the wrist watch;

FIG. 7 is a rear view of the wrist watch; and,

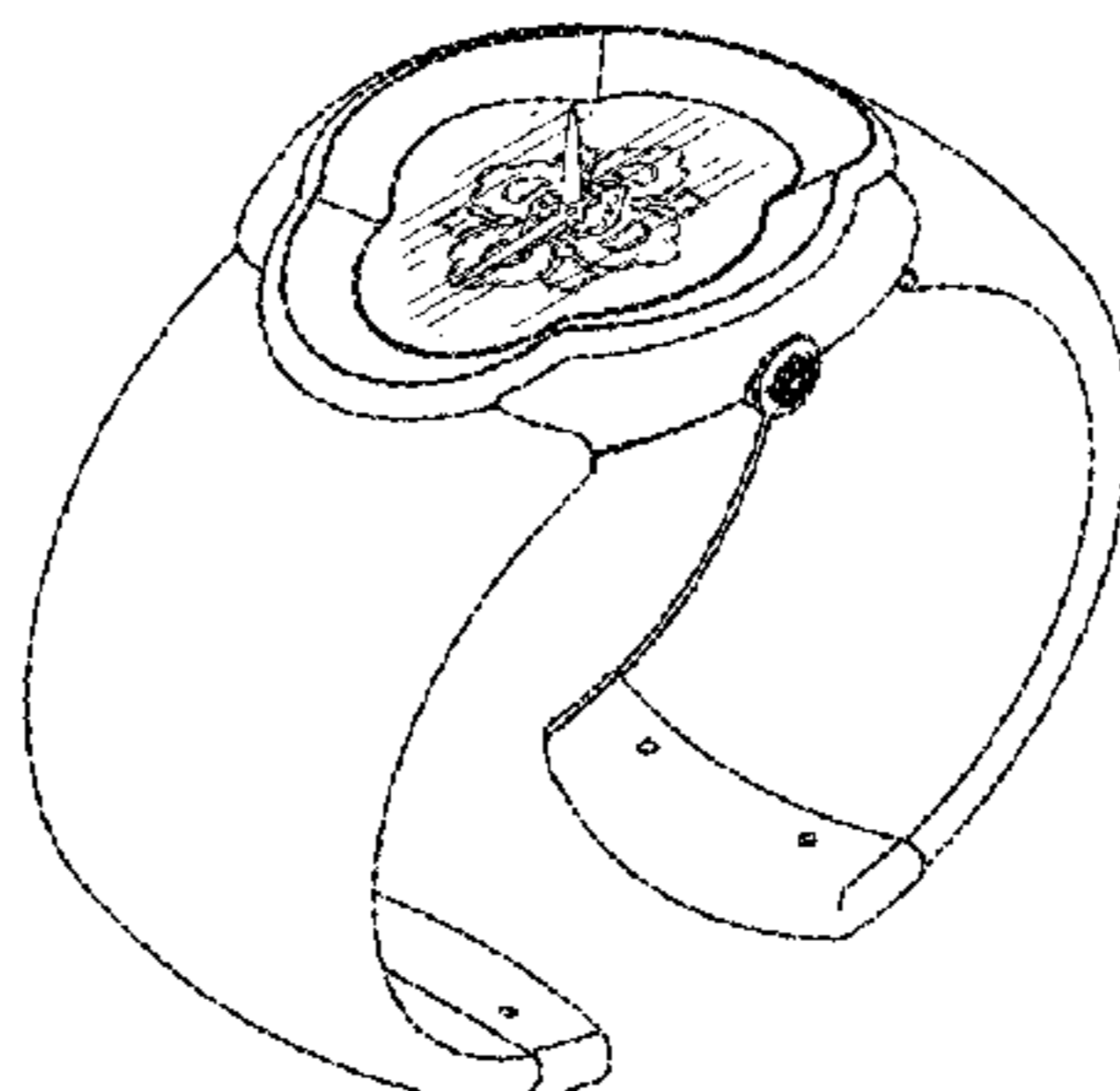
FIG. 8 is a front view of the wrist watch.

The claimed design includes the two hands on the front face
of the watch, but the time indicated by those hands in the
Figures is merely exemplary.

The surface of the watch face is flat and planar.

The broken lines form no part of the claimed design.

1 Claim, 8 Drawing Sheets



(56)

References Cited

U.S. PATENT DOCUMENTS

D441,306 S *	5/2001	Buccellati	D10/32
D444,397 S *	7/2001	Buccellati	D10/39
D445,346 S *	7/2001	Buccellati	D10/39
D450,600 S *	11/2001	Scarinzi	D10/32
D456,284 S *	4/2002	Wilson	D10/30
D495,611 S *	9/2004	Jørgensen	D10/32
D501,411 S *	2/2005	Buccellati	D10/30
D527,284 S *	8/2006	Buccellati	D10/38
D570,712 S *	6/2008	Cattin	D10/32
D610,865 S *	3/2010	Kish	D7/354
D685,656 S *	7/2013	Chastaingt	D10/34
D743,813 S *	11/2015	Koutsolioutsos	D10/126
D758,214 S *	6/2016	Gueit	D10/36

* cited by examiner

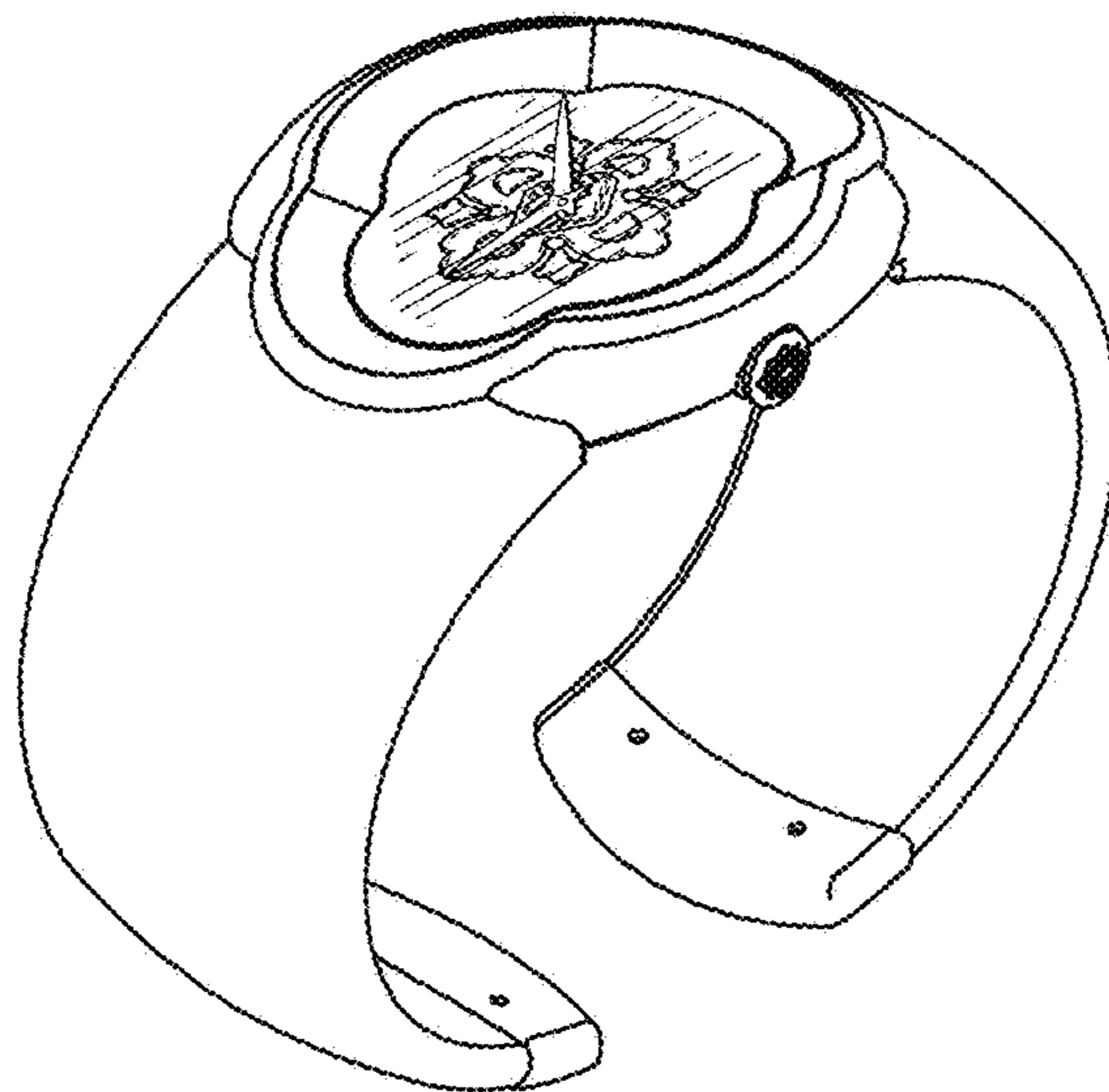


FIG. 1

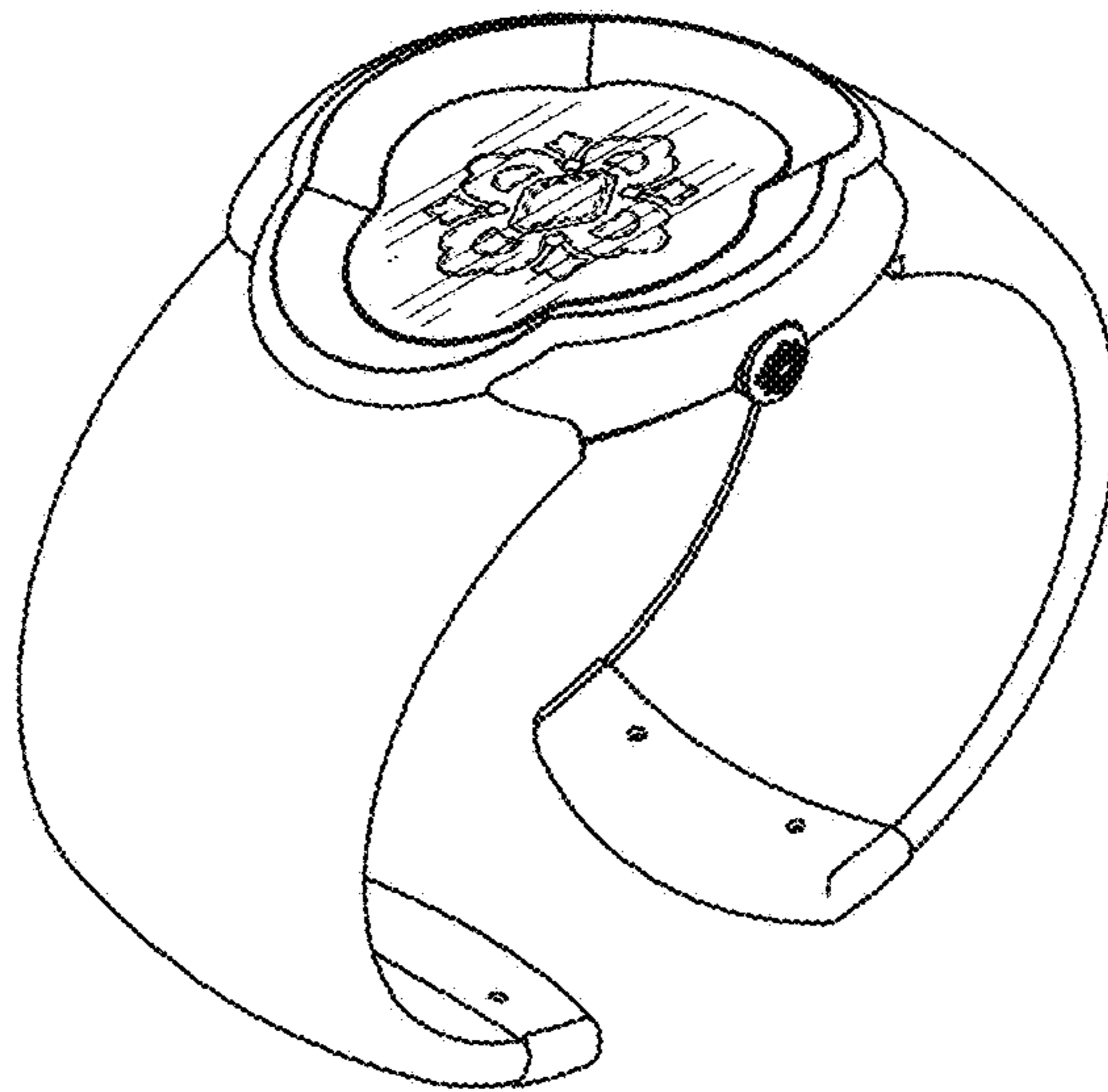


FIG. 2

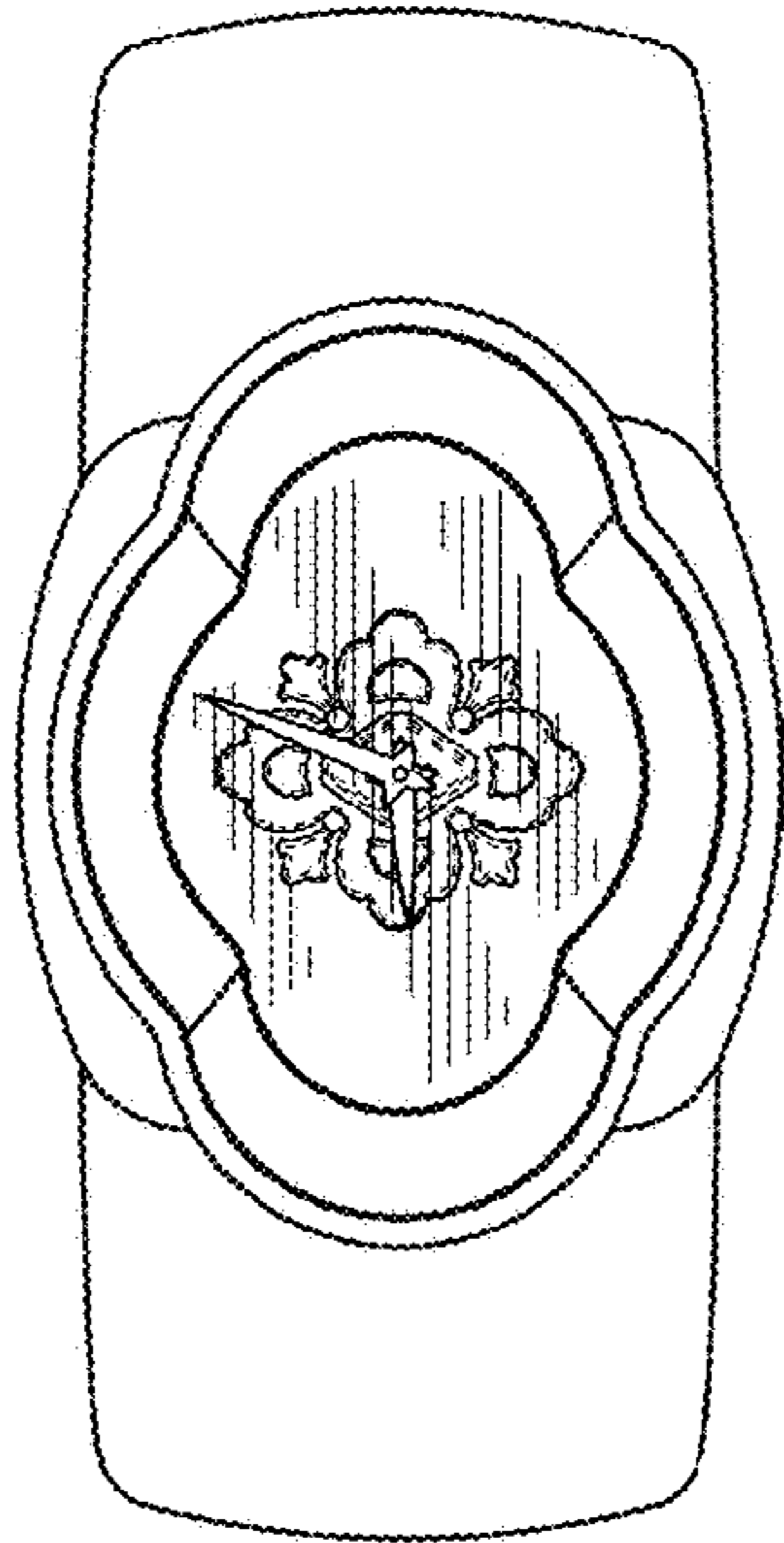


FIG. 3

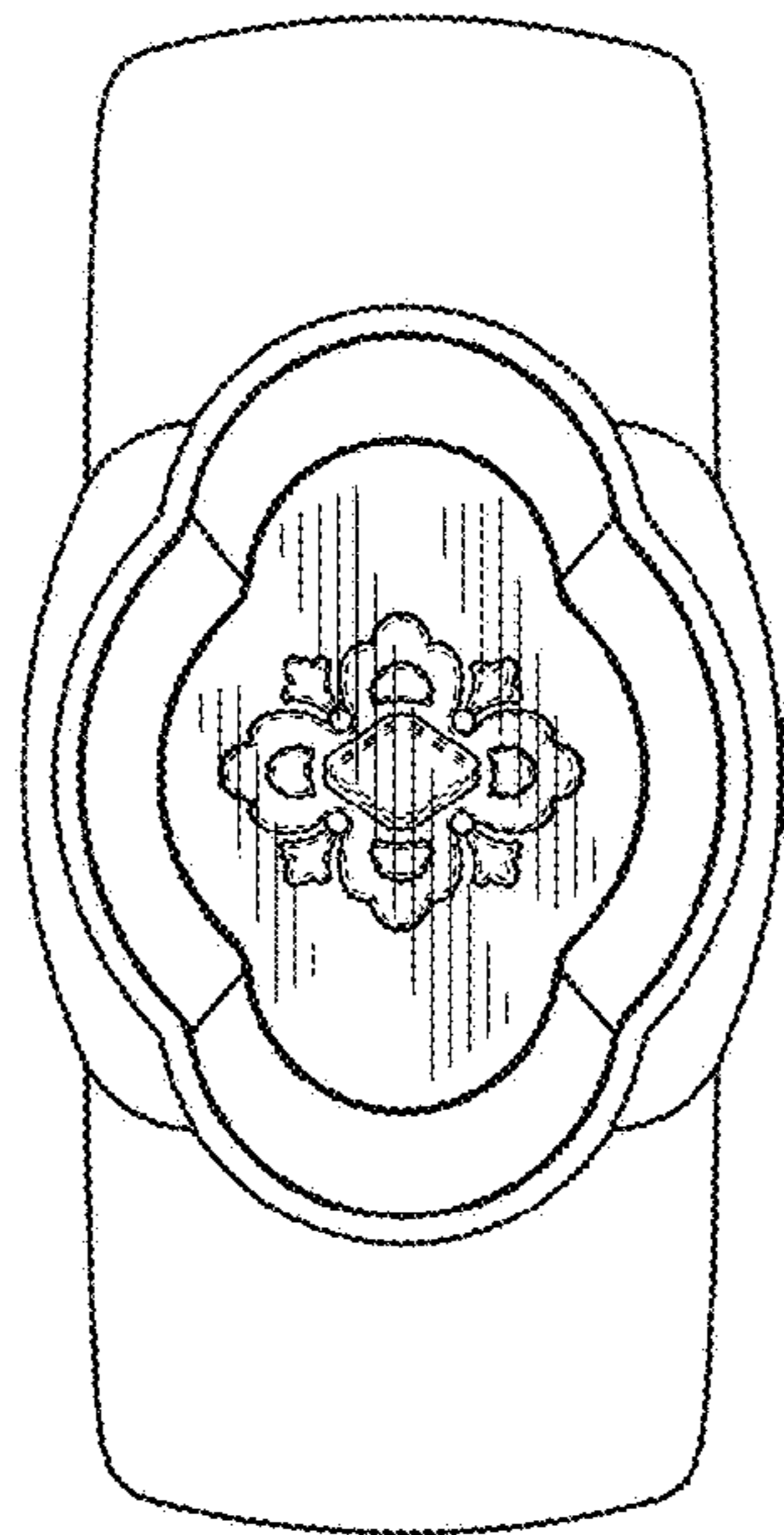


FIG. 4

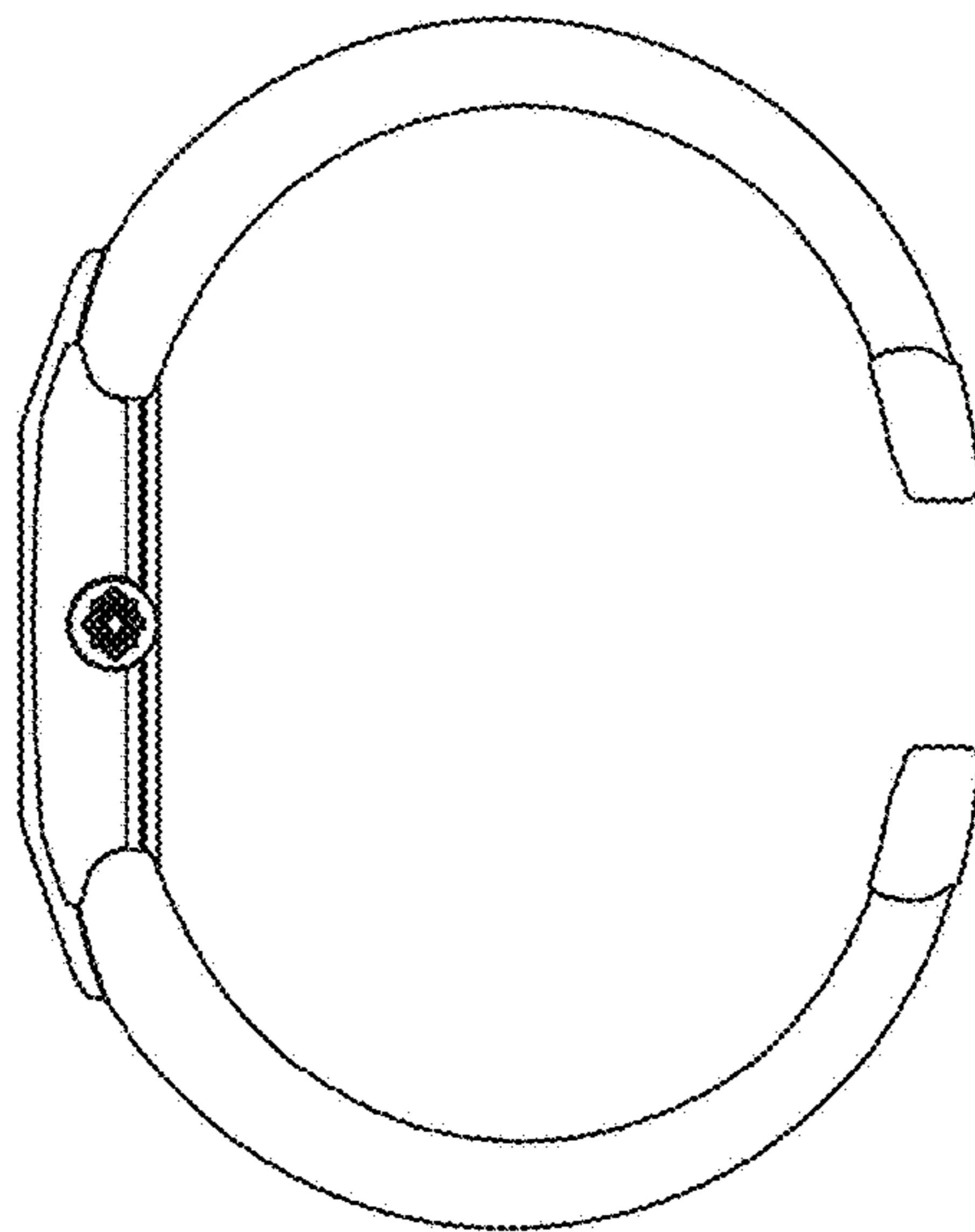


Fig. 5

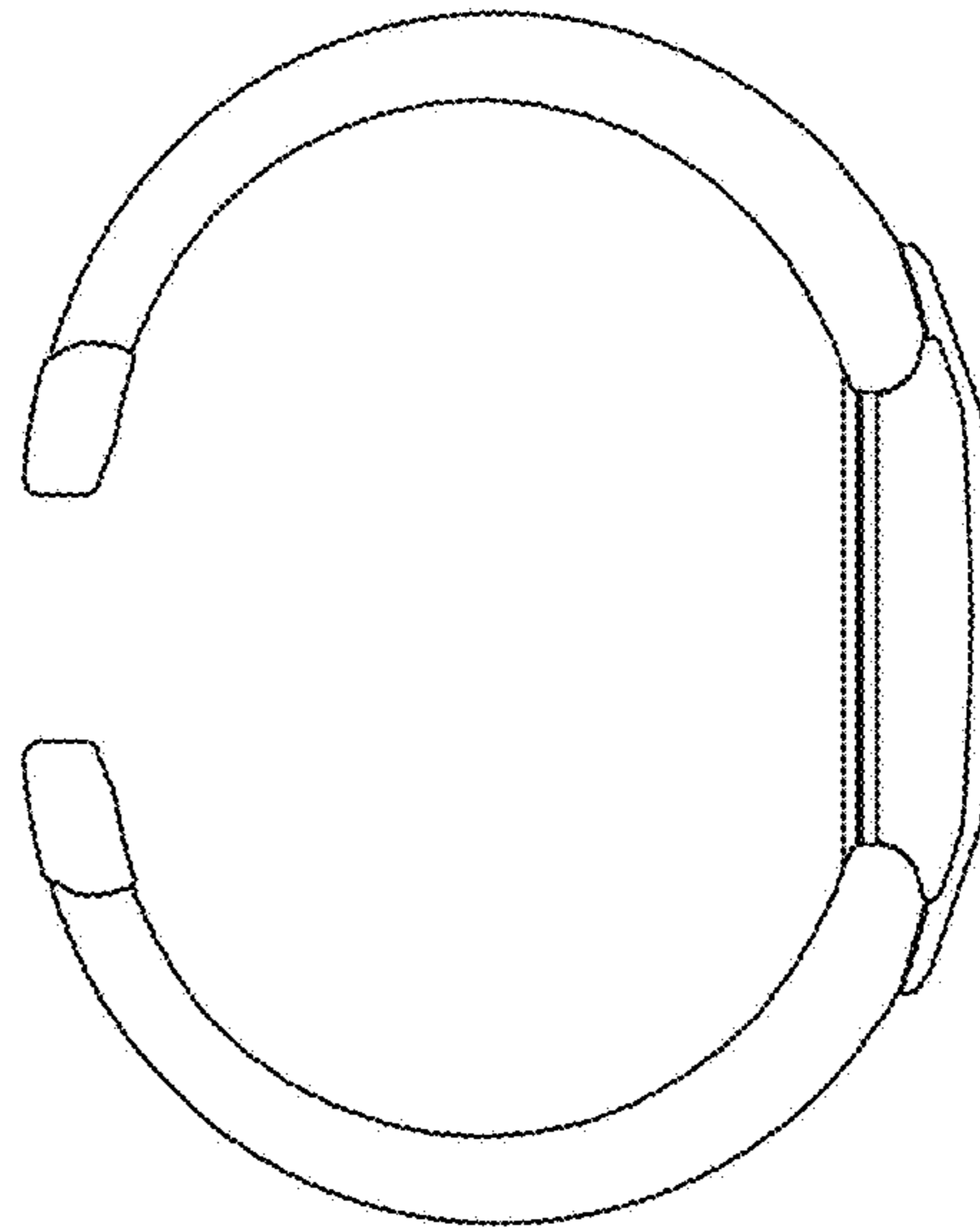


Fig. 6

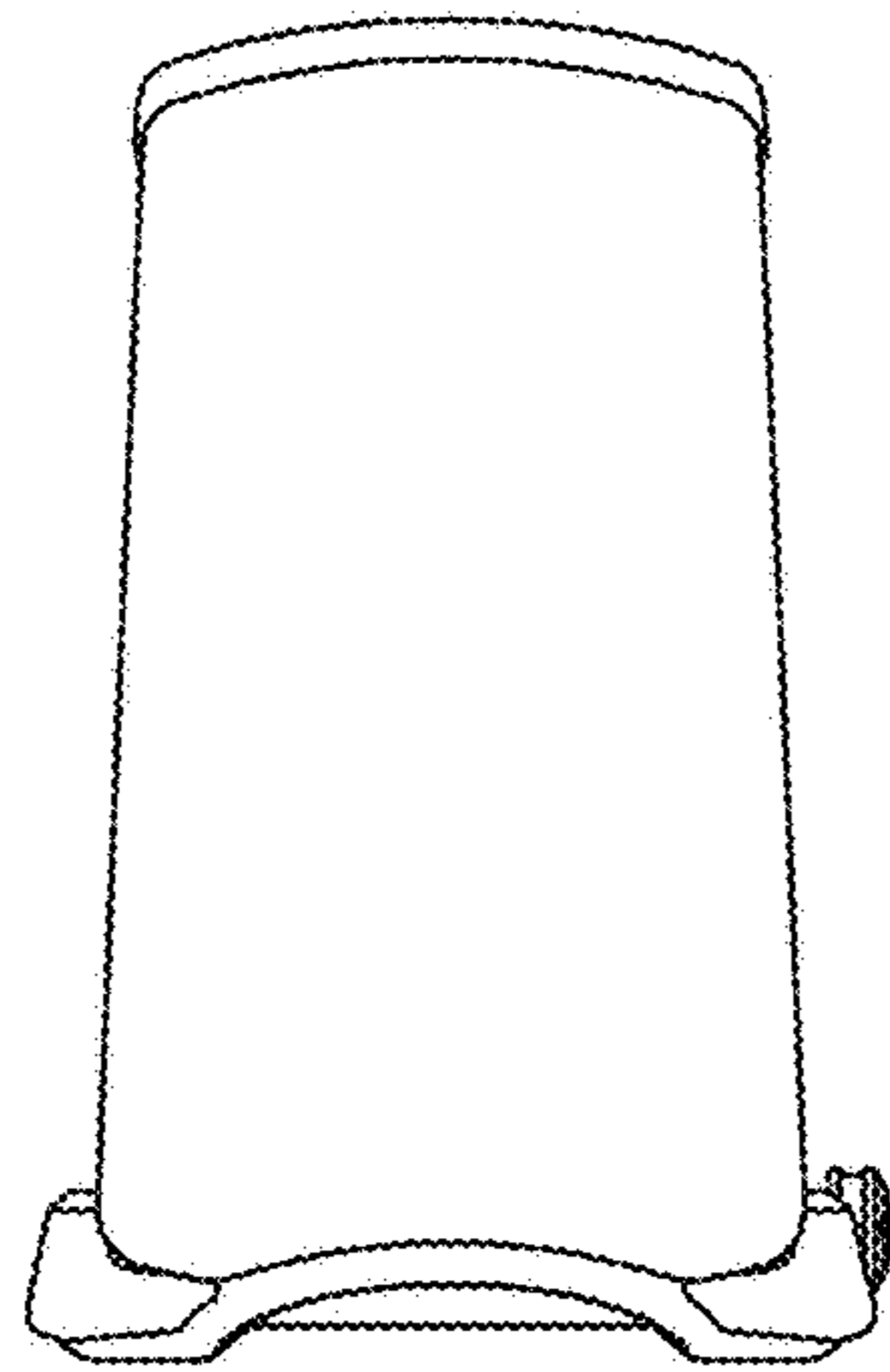


Fig. 7

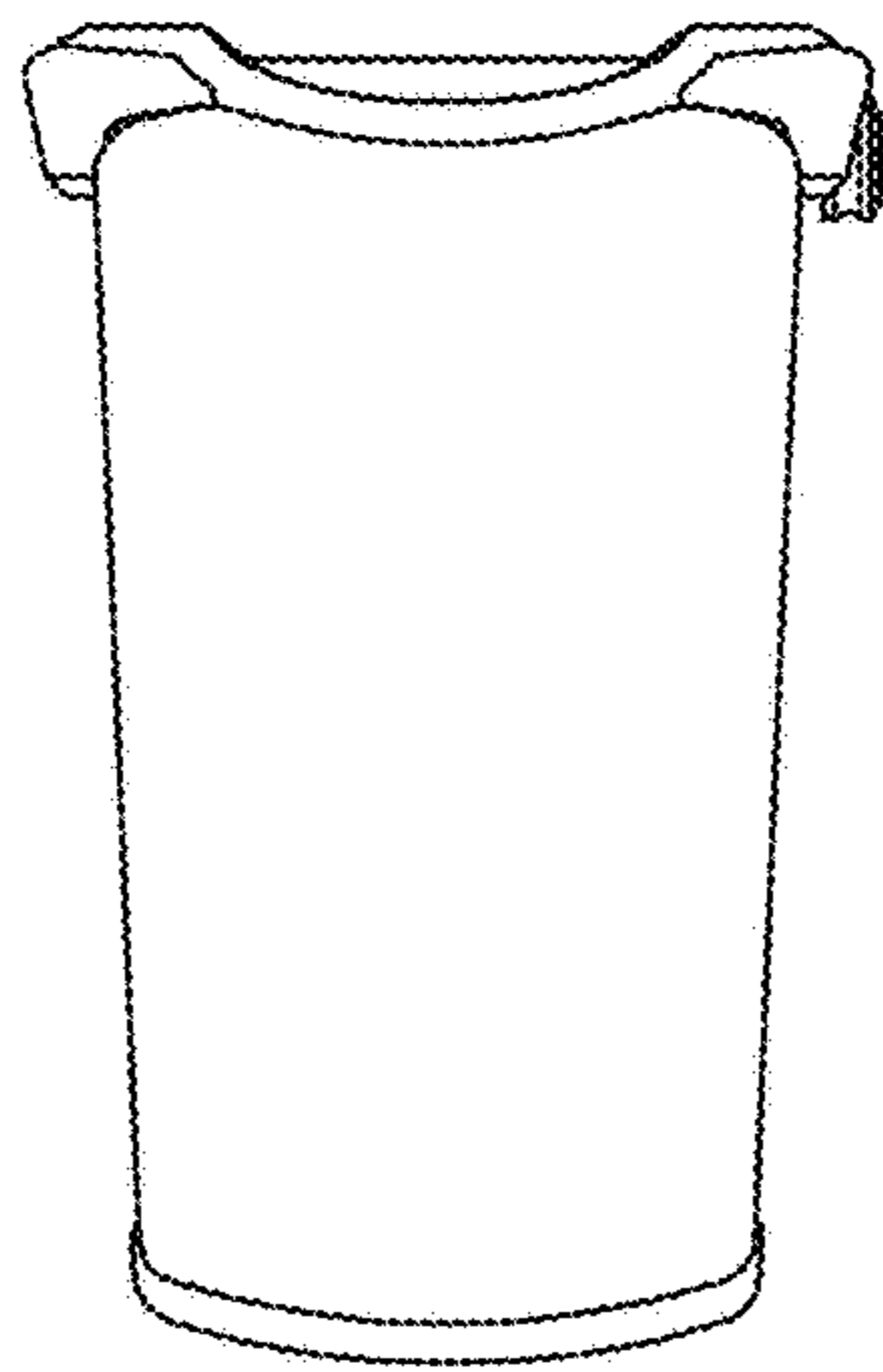


Fig. 8