



US00D839095S

(12) **United States Design Patent**
Fux et al.

(10) **Patent No.:** **US D839,095 S**

(45) **Date of Patent:** **** Jan. 29, 2019**

- (54) **SLEEPING PILLOW CONTAINER**
- (71) Applicant: **Comfort Revolution, LLC**, West Long Branch, NJ (US)
- (72) Inventors: **Michael Fux**, Fort Lauderdale, FL (US); **Gloria Rubin**, Atlantic Highlands, NJ (US); **Christopher Webb**, West Windsor, NJ (US)
- (73) Assignee: **Comfort Revolution, LLC**, West Long Branch, NJ (US)
- (**) Term: **15 Years**
- (21) Appl. No.: **29/631,056**
- (22) Filed: **Dec. 27, 2017**
- (51) **LOC (11) Cl.** **09-03**
- (52) **U.S. Cl.**
USPC **D9/503**; D9/414; D9/521; D24/104
- (58) **Field of Classification Search**
USPC D9/414, 434-435, 454, 500, 503-504, D9/516, 521, 549, 558, 715; D3/205-206, 265; D24/104, 121; D27/190; D28/7, 8.1; D99/5, 24, 28, 99
CPC ... A61K 9/20; B65D 1/00; B65D 1/09; B65D 1/22; B65D 3/04; B65D 13/04
See application file for complete search history.

(56) **References Cited**

U.S. PATENT DOCUMENTS

- 2,102,885 A * 12/1937 Carroll A45D 40/00
132/286
- 2,340,037 A * 1/1944 Zipper A61J 3/071
206/530
- 2,349,430 A * 5/1944 Hiatt et al. A61K 9/4816
106/170.5
- D235,215 S * 5/1975 Larsen D24/104
- 4,054,204 A 10/1977 Keeton

- 4,281,763 A * 8/1981 Pace A61J 3/072
206/530
- 4,393,974 A * 7/1983 Levesque A45C 11/00
206/37
- D284,411 S * 6/1986 Taylor, Jr. D24/104
- 4,768,247 A 9/1988 Beier
- D349,238 S * 8/1994 Haber D24/226
- 5,802,644 A 9/1998 Scheurer
- D516,923 S * 3/2006 Moore D9/682
- D536,700 S * 2/2007 Landau D14/480.5
- D541,049 S * 4/2007 Huang D28/63
- D571,044 S * 6/2008 Conte D28/65
- D584,961 S * 1/2009 Yakoby D9/688
- D585,298 S * 1/2009 Yakoby D9/688
- D594,332 S * 6/2009 Nerubay D9/501
- D631,537 S * 1/2011 Sadler D24/101
- 7,870,960 B2 1/2011 Diliberto
- D638,739 S * 5/2011 Rockefeller D11/1

(Continued)

Primary Examiner — Dana Meyrow

(74) Attorney, Agent, or Firm — Middleton Reutlinger

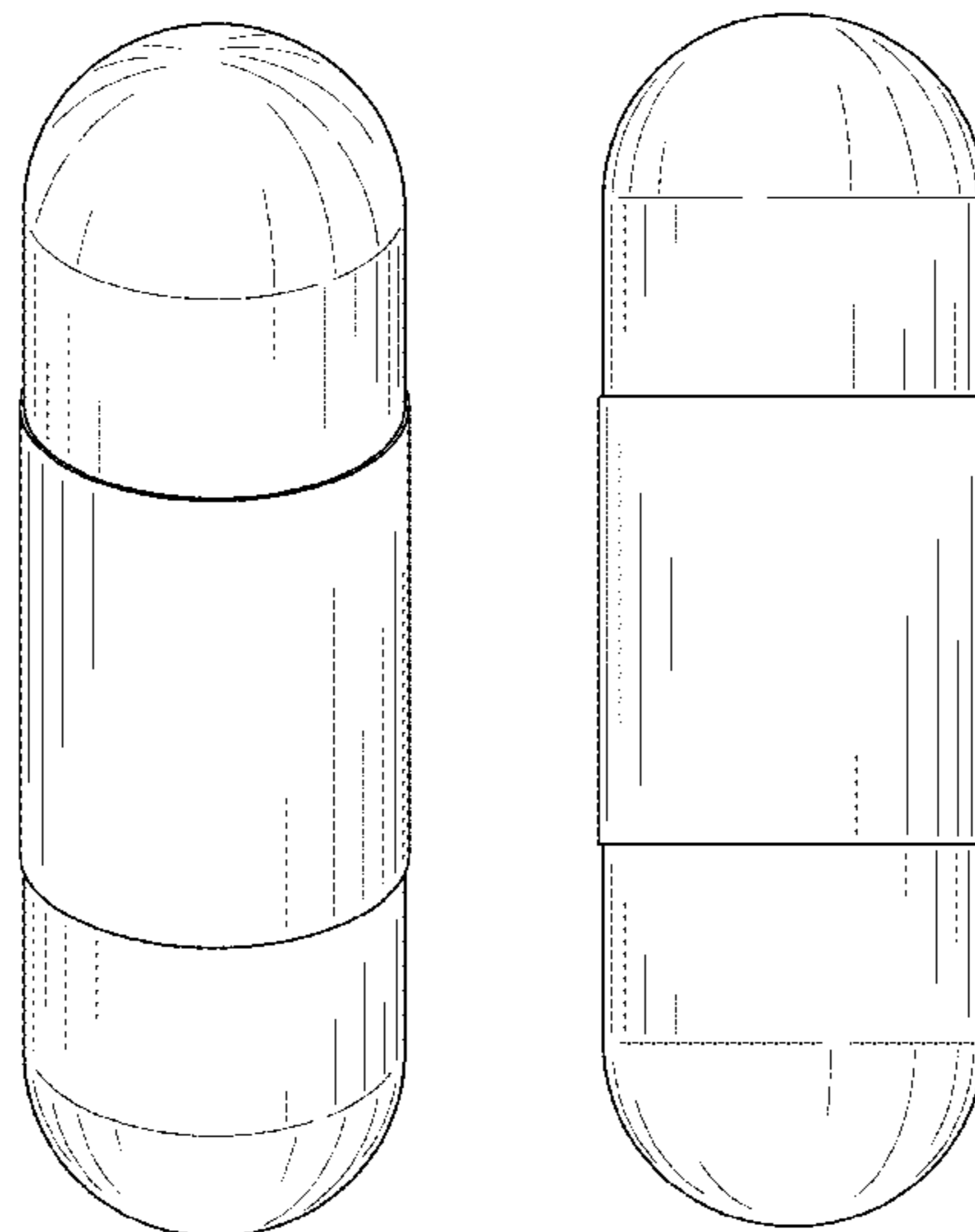
(57) **CLAIM**

The ornamental design for a sleeping pillow container, as shown and described.

DESCRIPTION

FIG. 1 is a perspective view of a sleeping pillow container, showing our new design;
 FIG. 2 is a front view of the sleeping pillow container shown in FIG. 1;
 FIG. 3 is a rear view of the sleeping pillow container shown in FIG. 1;
 FIG. 4 is a right side view of the sleeping pillow container shown in FIG. 1;
 FIG. 5 is a left side view of the sleeping pillow container shown in FIG. 1.
 FIG. 6 is a top plan view of the sleeping pillow container shown in FIG. 1; and,
 FIG. 7 is a bottom view of the sleeping pillow container shown in FIG. 1.

1 Claim, 4 Drawing Sheets



(56)

References Cited

U.S. PATENT DOCUMENTS

D639,696 S * 6/2011 Smith D11/1
D658,362 S * 5/2012 Nassiri D3/203.2
D667,176 S * 9/2012 Crane D24/104
8,387,185 B2 3/2013 Hasan et al.
D691,480 S * 10/2013 Shukla D24/104
8,875,875 B2 11/2014 Fux
8,875,876 B2 11/2014 Fux
D725,490 S * 3/2015 Grosso D9/726
2011/0266188 A1 11/2011 Share et al.

* cited by examiner

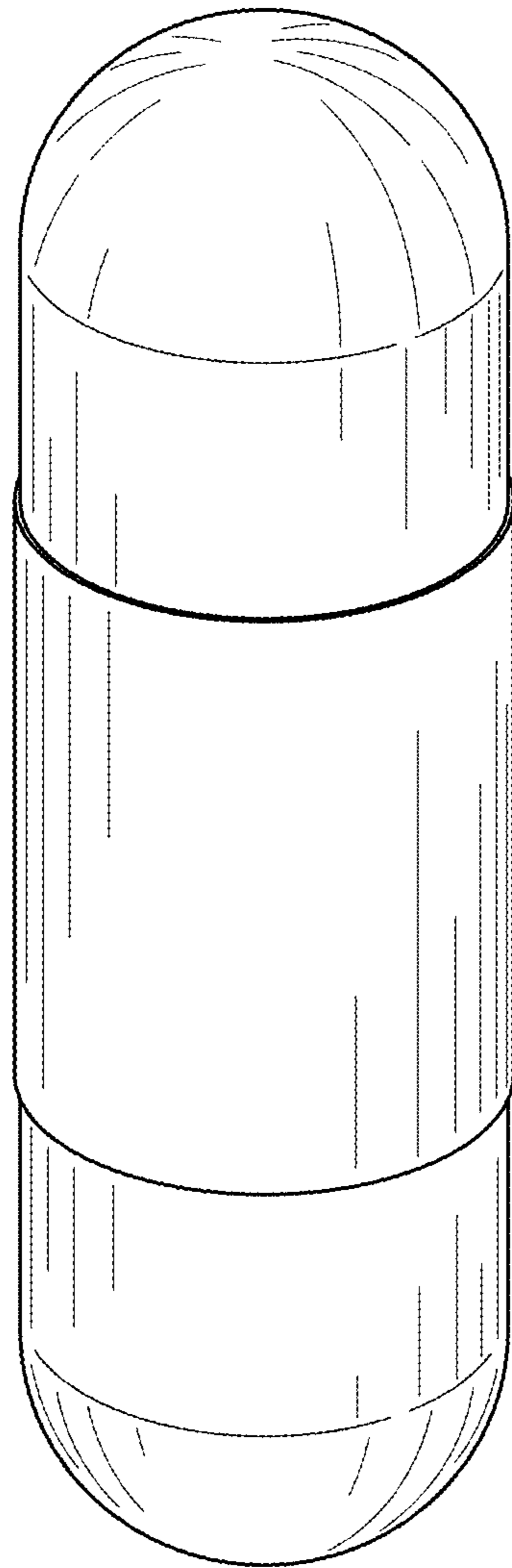


FIG. 1




FIG. 2




FIG. 3

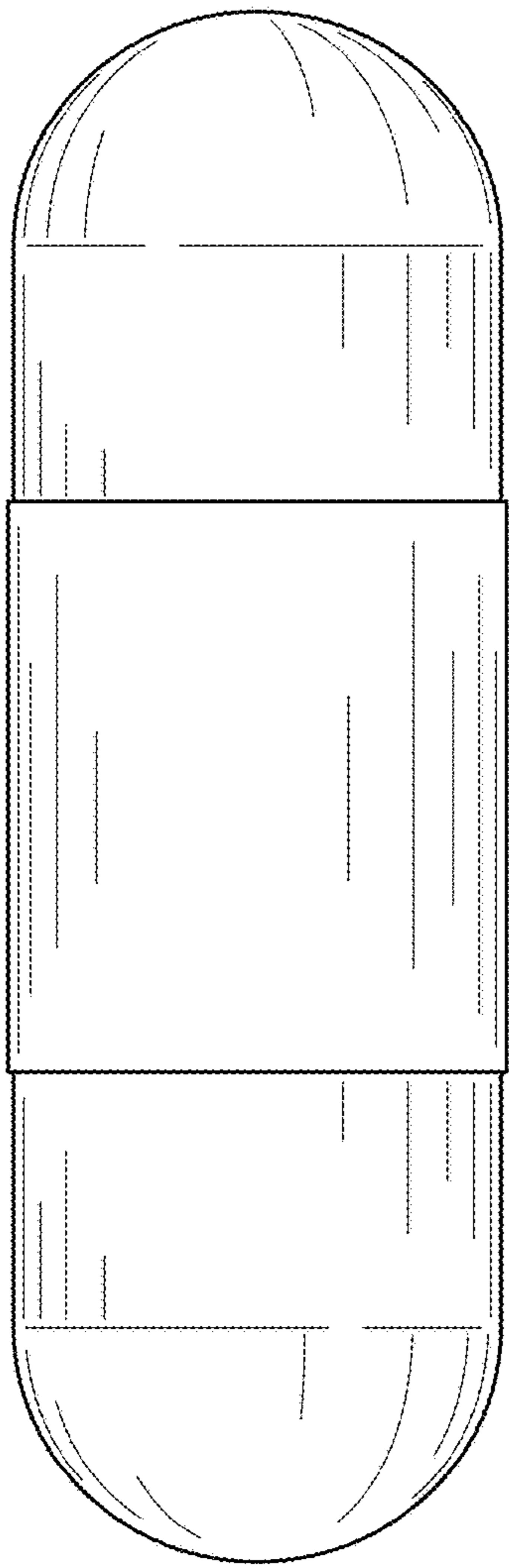


FIG. 4




FIG. 5

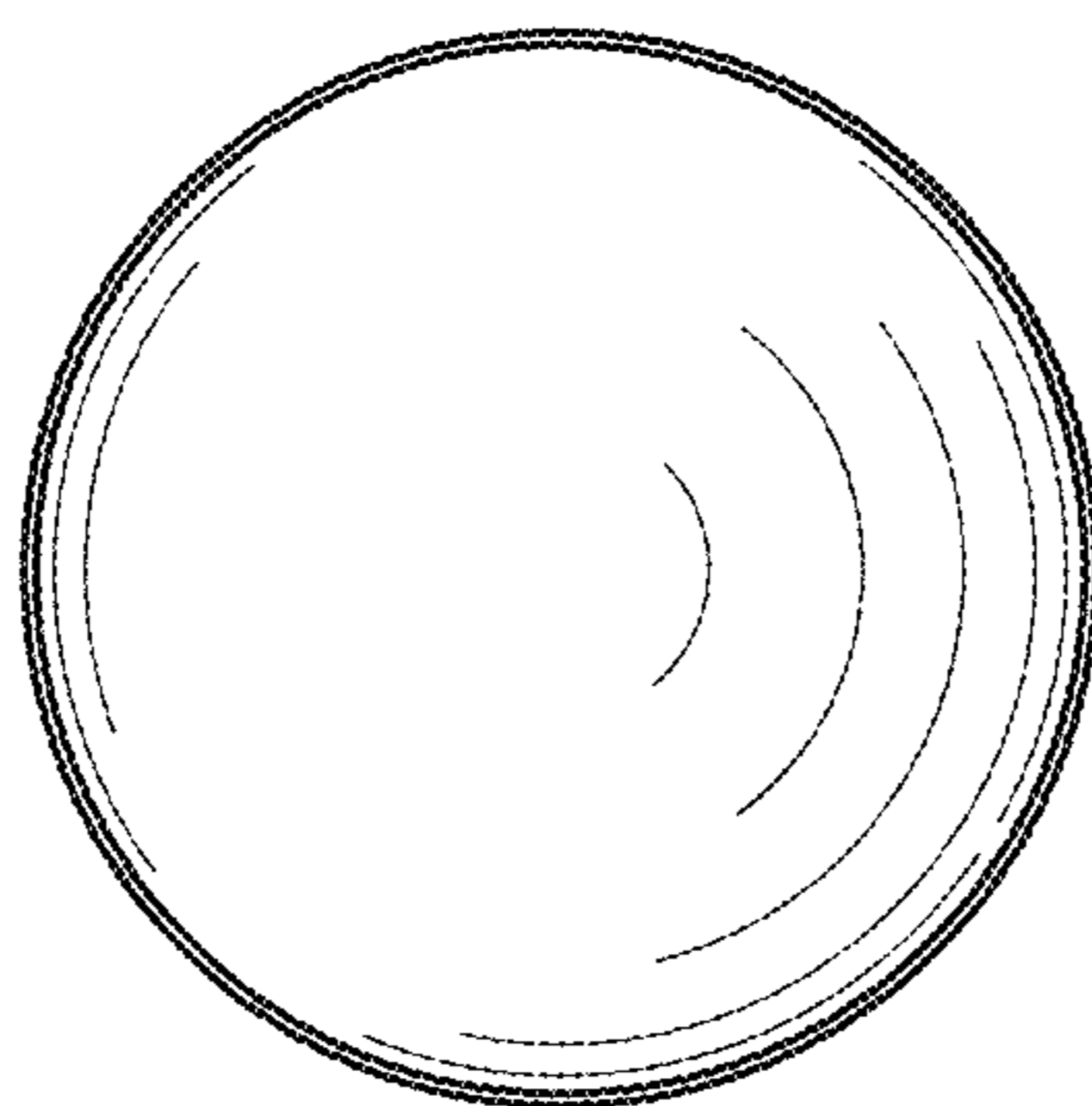


FIG. 6

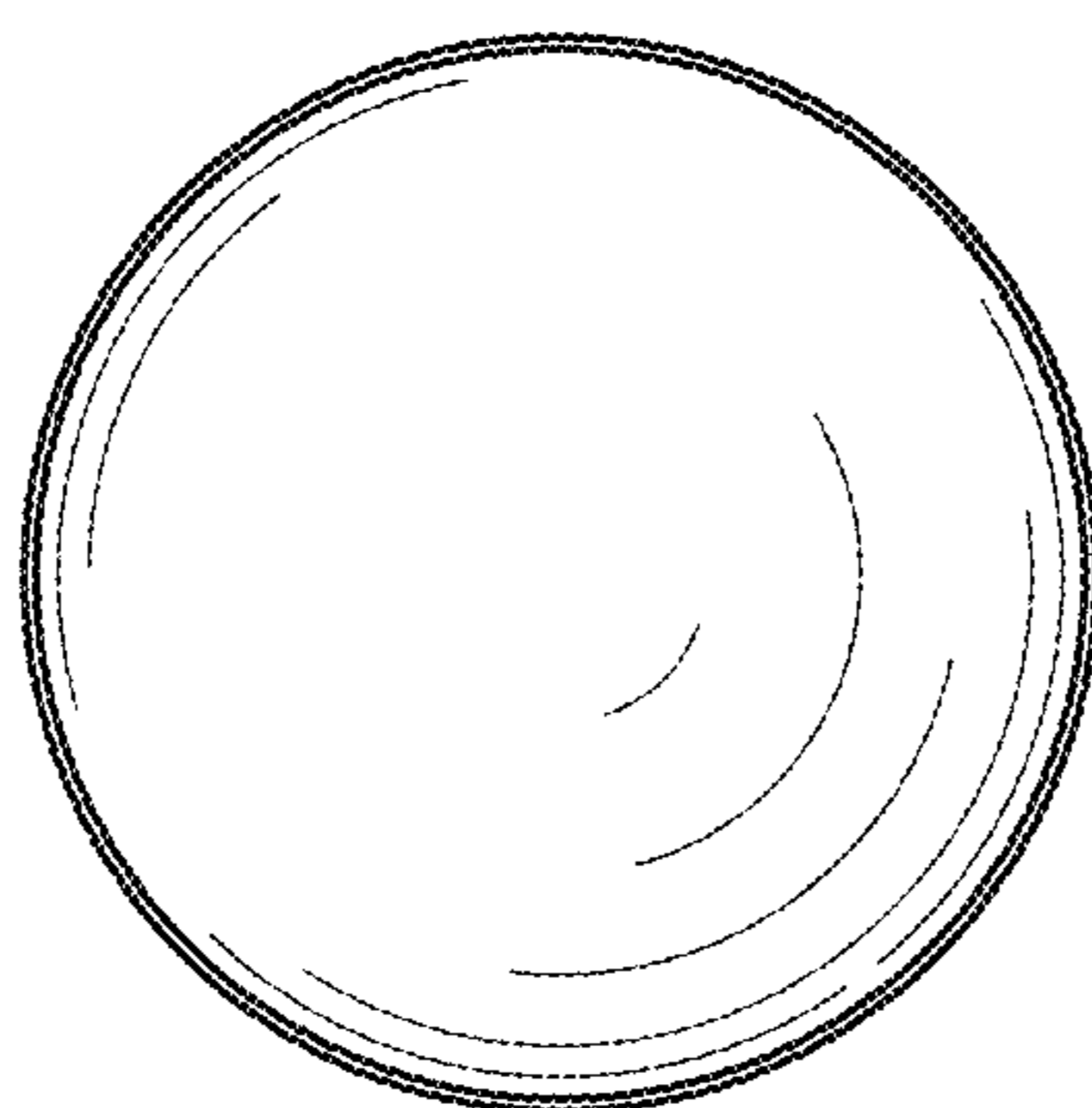


FIG. 7