



US00D839088S

(12) **United States Design Patent**
Haworth et al.

(10) **Patent No.:** **US D839,088 S**
(45) **Date of Patent:** **** Jan. 29, 2019**

(54) **FENCE STRETCHING DEVICE**

(71) Applicant: **BUSINESS INNOVATIONS, LLC**,
Southwest City, MO (US)

(72) Inventors: **Jim Haworth**, Southwest City, MO
(US); **Kent Farmer**, Jay, OK (US)

(73) Assignee: **BUSINESS INNOVATIONS, LLC**,
Jay, OK (US)

(**) Term: **15 Years**

(21) Appl. No.: **29/594,940**

(22) Filed: **Feb. 23, 2017**

(51) **LOC (11) Cl.** **08-99**

(52) **U.S. Cl.**
USPC **D8/499**

(58) **Field of Classification Search**
USPC D8/380, 381, 400, 402, 499; 254/256
CPC E04H 17/266; F16G 11/12; B21F 9/00;
B21F 9/002

See application file for complete search history.

(56) **References Cited**

U.S. PATENT DOCUMENTS

D57,385 S *	3/1921	Schuler	D8/349
1,494,484 A *	5/1924	Hudspeth	F16G 11/12
				254/217
1,507,766 A *	9/1924	Britt	B21F 9/02
				140/117
1,525,961 A *	2/1925	Seal	F16G 11/12
				24/115 M
2,483,193 A *	9/1949	Birch	F16G 11/12
				254/199

(Continued)

OTHER PUBLICATIONS

Draper Wire Strainer Tool, posted at tate-fencing.co.uk, posting date not given, [online], [site visited May 8, 2018]. Available from

Internet, URL: <http://tate-fencing.co.uk/product/draper-wire-strainer-tool/> (Year: 2018).*

(Continued)

Primary Examiner — George D. Kirschbaum

Assistant Examiner — Maria J Edwards

(74) *Attorney, Agent, or Firm* — Schrantz Law Firm, PLLC; Stephen D. Schrantz

(57) **CLAIM**

The ornamental design for a fence stretching device, as shown and described.

DESCRIPTION

FIG. 1 is a perspective view of a fence stretching device with the adjustment arm inserted crosswise showing my new design;

FIG. 2 is another perspective view of the fence stretching device thereof, with the adjustment arm inserted lengthwise;

FIG. 3 is a front perspective view of the fence stretching device with the adjustment arm removed;

FIG. 4 is a rear perspective view thereof;

FIG. 5 is another perspective view thereof;

FIG. 6 is a bottom view thereof, the top view being a mirror image of the bottom view;

FIG. 7 is a front view thereof;

FIG. 8 is a rear view thereof;

FIG. 9 is a right side view thereof, the left side view being a mirror image of the right side view;

FIG. 10 is a perspective view of the adjustment arm portion of the fence stretching device;

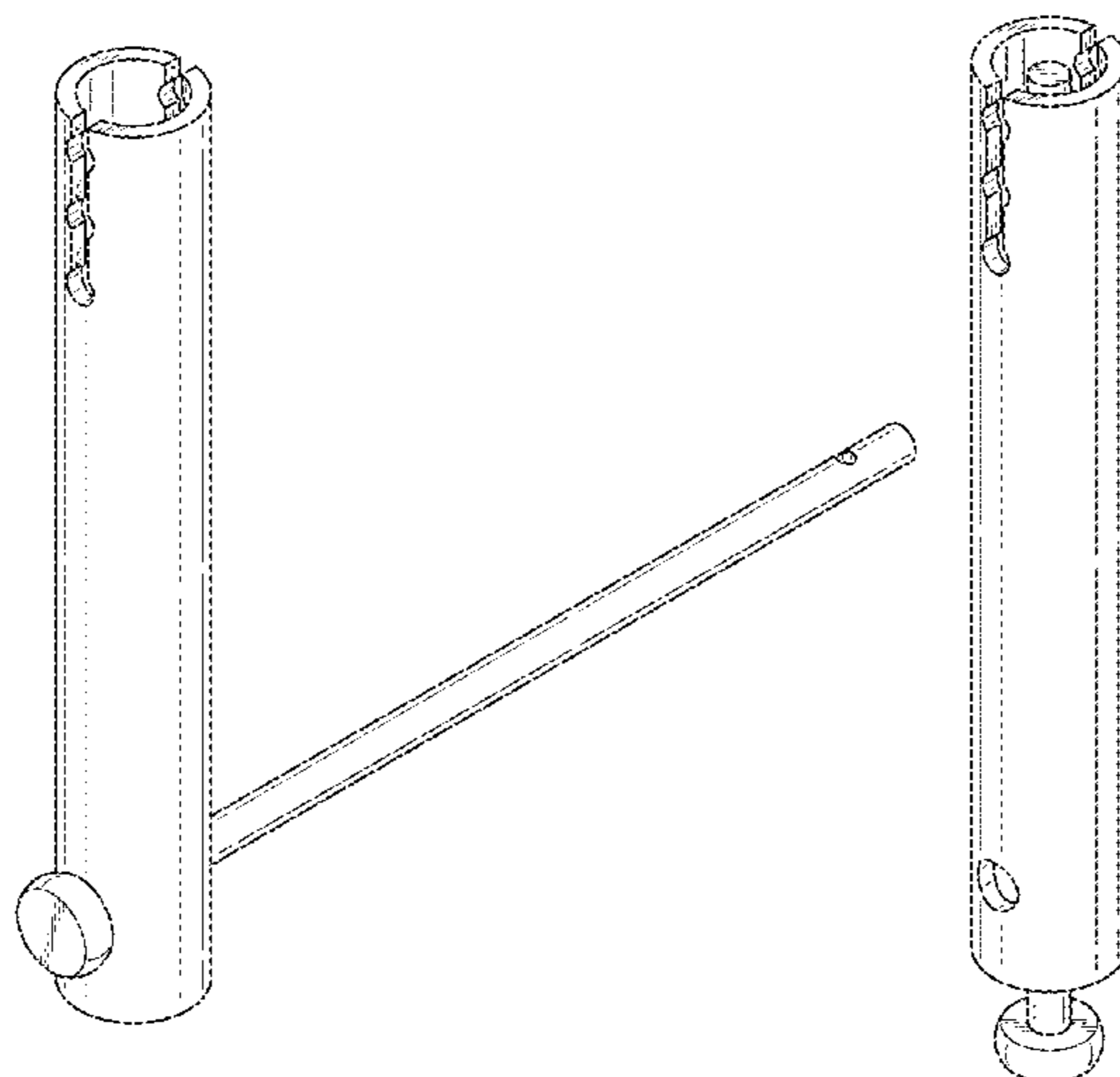
FIG. 11 is a bottom view thereof, the top view being a mirror image of the bottom view;

FIG. 12 is a front view thereof;

FIG. 13 is a rear view thereof; and,

FIG. 14 is a right side view thereof, the left side view being a mirror image of the right side view.

1 Claim, 3 Drawing Sheets



(56)

References Cited

U.S. PATENT DOCUMENTS

2,527,877 A * 10/1950 Docken E04H 17/10
256/37
2,538,141 A * 1/1951 Wyatt F16G 11/12
24/135 R
2,673,579 A * 3/1954 Hollmig F16G 11/12
140/123.5
2,996,283 A * 8/1961 Johnson E04H 17/266
254/256
3,356,341 A * 12/1967 Brown B21C 47/18
242/557
3,620,503 A * 11/1971 Bro E04H 17/265
254/231
3,960,359 A * 6/1976 Svahn F16B 7/06
254/100
3,990,682 A * 11/1976 Bersaw B21F 9/00
254/251
4,046,353 A * 9/1977 Buschmann E04H 17/266
24/132 R
4,338,977 A * 7/1982 McNully E04H 17/266
140/123.5
4,691,897 A * 9/1987 Frush E04F 11/1817
256/65.13
5,163,634 A * 11/1992 Moon E04H 17/266
140/123.5
7,806,359 B1 * 10/2010 Lillig E04H 17/266
242/403

OTHER PUBLICATIONS

Dutton-Lainson 400 All Purpose Fence Stretcher, posted at amazon.com, posting date Sep. 14, 2004, [online], [site visited May 8, 2018]. Available from Internet, URL: <https://www.amazon.com/Dutton-Lainson-400-All-Purpose-Stretcher-Splicer/dp/B00004YK6H> (Year: 2004).*

K&N41 Fence Stretcher, posted at amazon.com, posting date Mar. 3, 2018, [online], [site visited May 8, 2018]. Available from Internet, URL: <https://www.amazon.com/N41-Strainer-Cattle-Stretcher-Tensioner/dp/B07B6RMYP7> (Year: 2018).*

Mta Scaffold Fence Stretcher Bar, posted at amazon.com, posting date Jun. 11, 2007, [online], [site visited May 8, 2018]. Available from Internet, URL: <https://www.amazon.com/Mta-Scaffold-Fence-Stretcher-Only/dp/B00JH88SSW/> (Year: 2007).*

Ranchmate PWS Post Wire Stretcher, posted at amazon.com, posting date Sep. 1, 2004, [online], [site visited May 8, 2018]. Available from Internet, URL: <https://www.amazon.com/Ranchmate-PWS-Post-Wire-Stretcher/dp/B00LMMDKGQ/> (Year: 2004).*

Stretcher Bar, posted at kencove.com, posting date by May 10, 2014, [online], [site visited May 8, 2018]. Available from Internet, URL: http://www.kencove.com/fence/Stretcher+Bar_detail_TSC4.php (Year: 2014).*

* cited by examiner

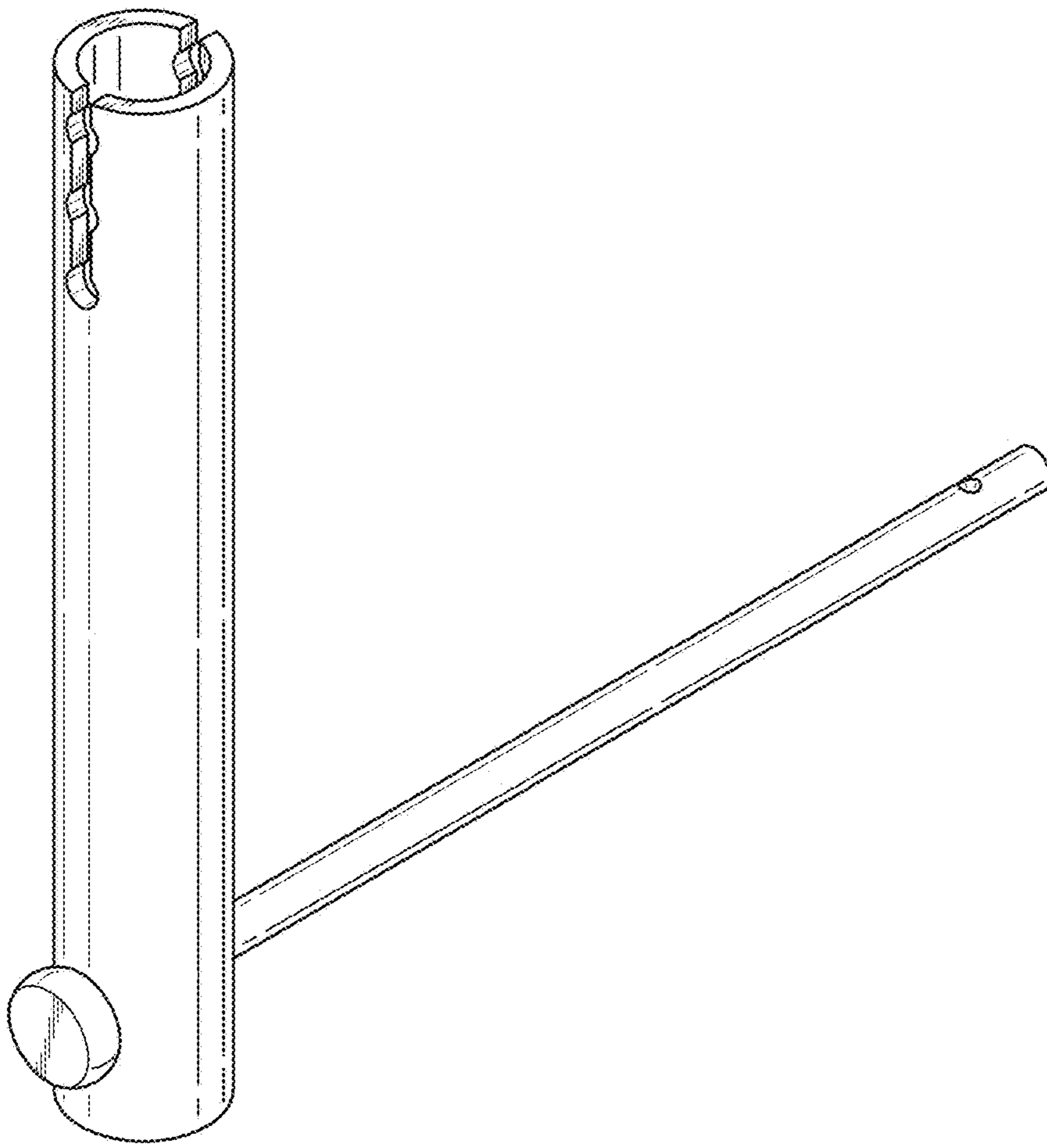


FIG. 1




FIG. 2

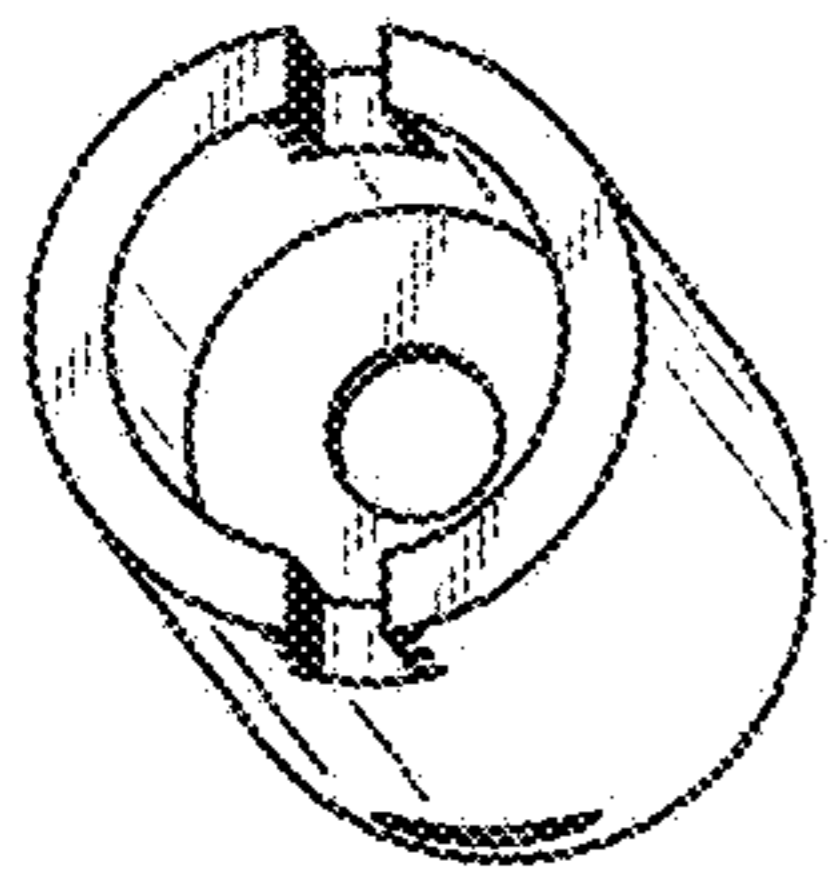


FIG. 3

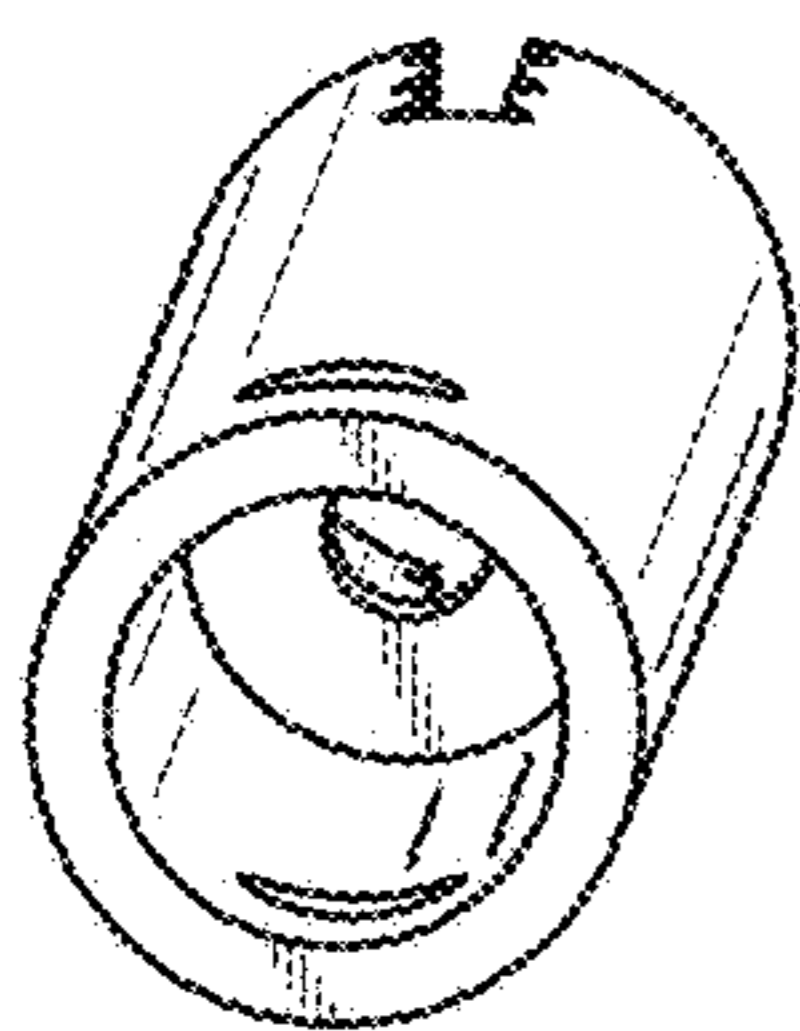


FIG. 4




FIG. 5

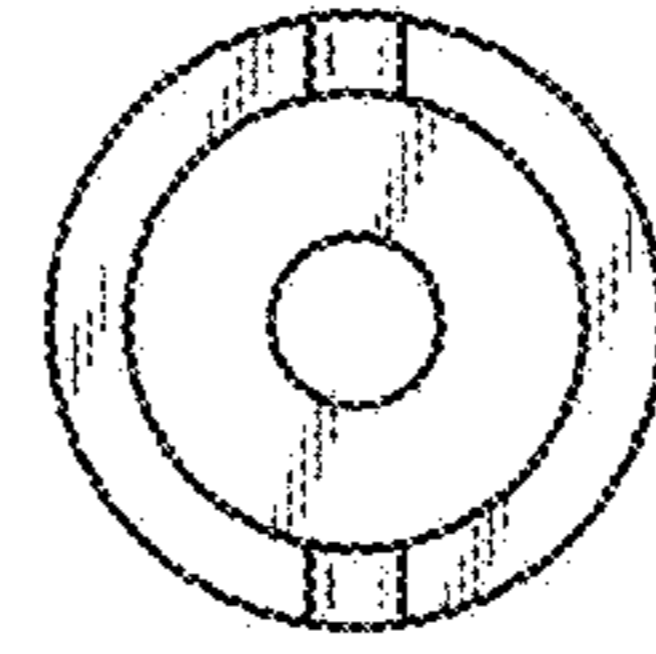


FIG. 7




FIG. 6

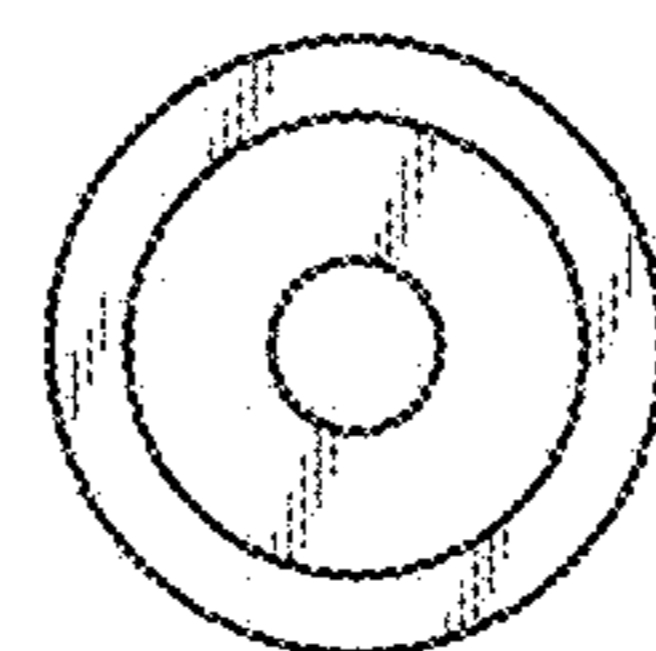


FIG. 8




FIG. 9

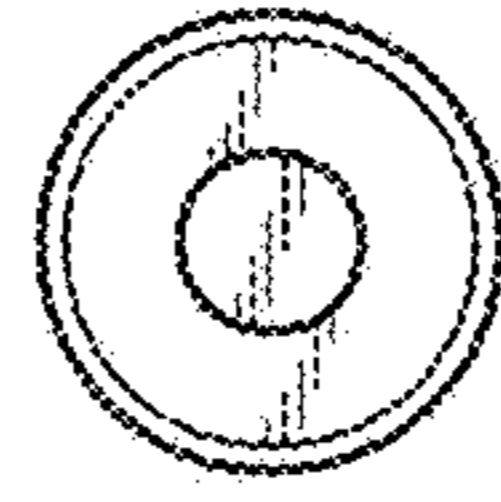


FIG. 12

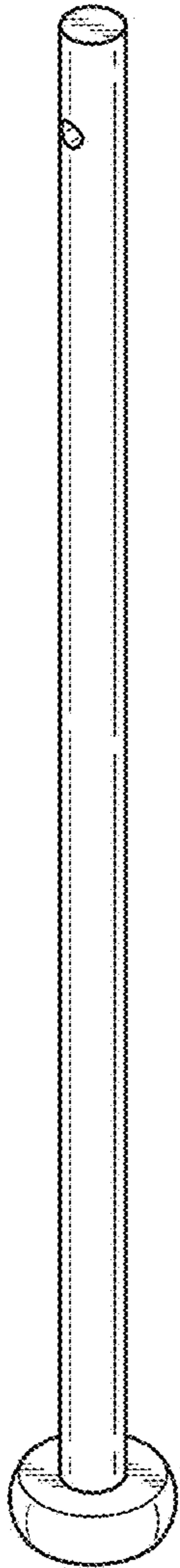


FIG. 10




FIG. 11

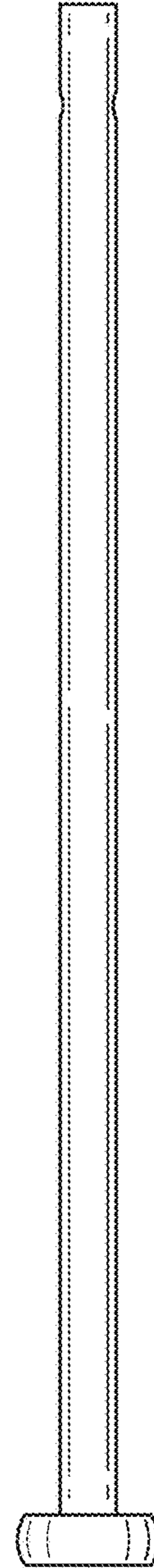


FIG. 14

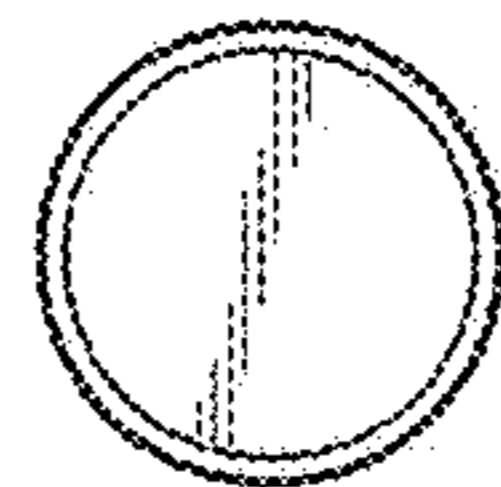


FIG. 13