



US00D839079S

(12) **United States Design Patent** (10) **Patent No.:** **US D839,079 S**
Brawner (45) **Date of Patent:** **** Jan. 29, 2019**

(54) **REMOVABLE CHOCK**
(71) Applicant: **Jeffrey Brawner**, Tampa, FL (US)
(72) Inventor: **Jeffrey Brawner**, Tampa, FL (US)
(**) Term: **15 Years**

D498,660 S * 11/2004 Neider D8/354
D537,337 S * 2/2007 Brockington D8/499
D587,991 S * 3/2009 Walker D8/381
D729,042 S * 5/2015 Guzzoni D8/349
D753,465 S * 4/2016 Marsh D8/349
D763,663 S * 8/2016 Deleu D8/349
D784,790 S * 4/2017 Marsh D8/349
9,801,477 B2 * 10/2017 Krake A47G 1/1606

(21) Appl. No.: **29/591,310**
(22) Filed: **Jan. 19, 2017**
(51) **LOC (11) Cl.** **08-05**
(52) **U.S. Cl.**
USPC **D8/354**
(58) **Field of Classification Search**
USPC D8/16, 19, 350, 353, 354, 364, 366, 499,
D8/380, 381, 371, 373, 349; D12/217,
D12/223; D6/512, 553, 567
CPC A47B 2220/0036; E04B 1/26; E04B
2001/2415; E04B 2001/2644; E04B
2001/405; E04H 17/1421; E04H
2017/1473; A47G 1/00; A47G 25/00;
F16L 3/00; B60P 7/0892; B63B 25/28;
B63B 2025/285; B60T 3/00
See application file for complete search history.

OTHER PUBLICATIONS

VersaChock, posted on facebook.com on Jan. 31, 2017, retrieved on Feb. 23, 2018, retrieved from the Internet URL: <https://www.facebook.com/versachock/>.*

* cited by examiner

Primary Examiner — Jennifer Rivard
Assistant Examiner — Alison M Ofstun

(57) **CLAIM**

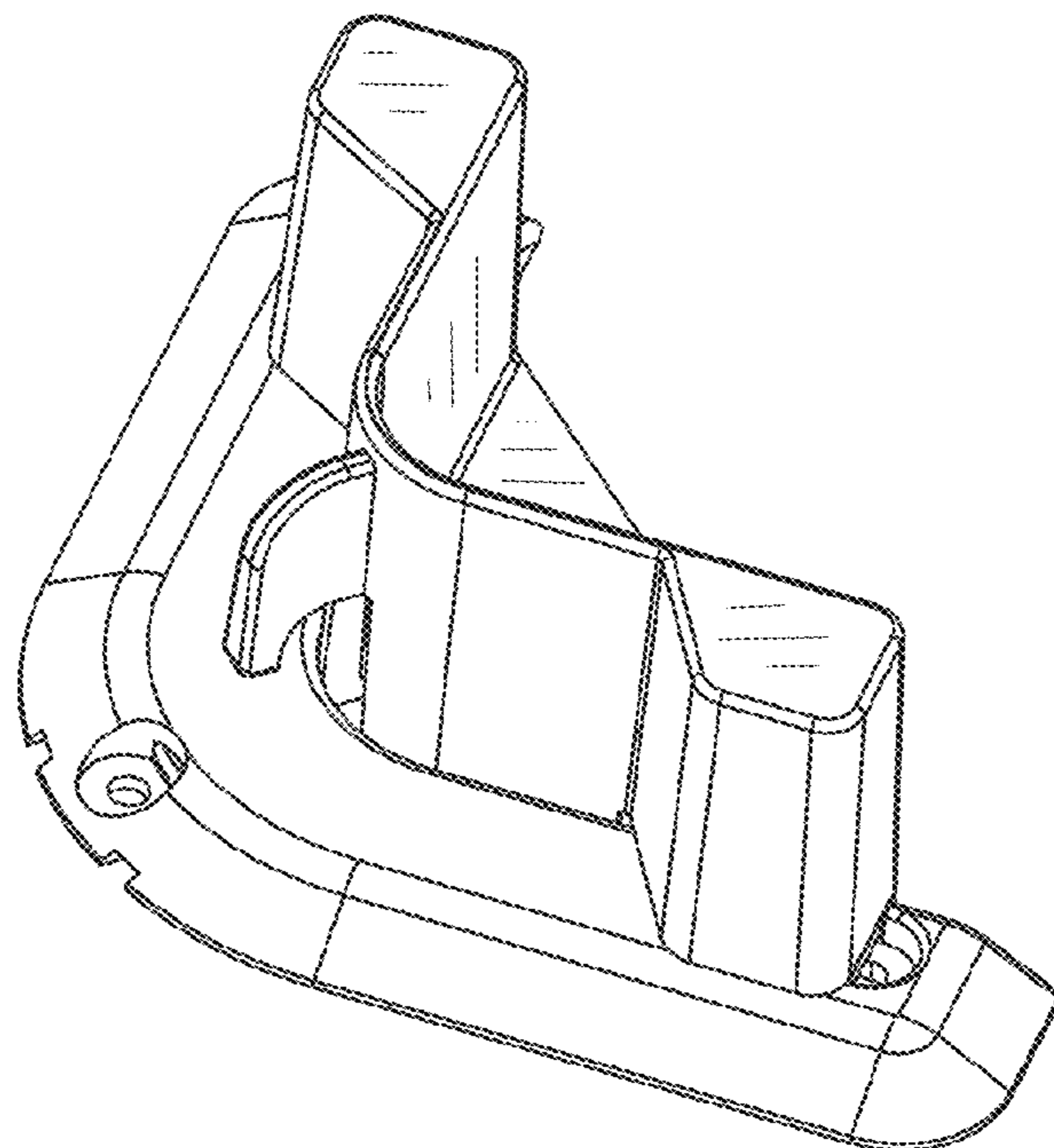
The ornamental design for a removable chock, as shown and described.

DESCRIPTION

FIG. 1 is a top perspective view of the device in an assembled position.
FIG. 2 is a top perspective view of the device in an unassembled position.
FIG. 3 is a bottom perspective view of the device in an assembled position; and,
FIG. 4 is a bottom perspective view of the device in an unassembled position.

1 Claim, 2 Drawing Sheets

(56) **References Cited**
U.S. PATENT DOCUMENTS
D268,007 S * 2/1983 Zinnecker D8/400
D342,662 S * 12/1993 Lavin, Sr. D8/354
D362,383 S * 9/1995 Boelling D8/354
D364,331 S * 11/1995 Leek D8/354
D434,638 S * 12/2000 McLauchlan D8/354



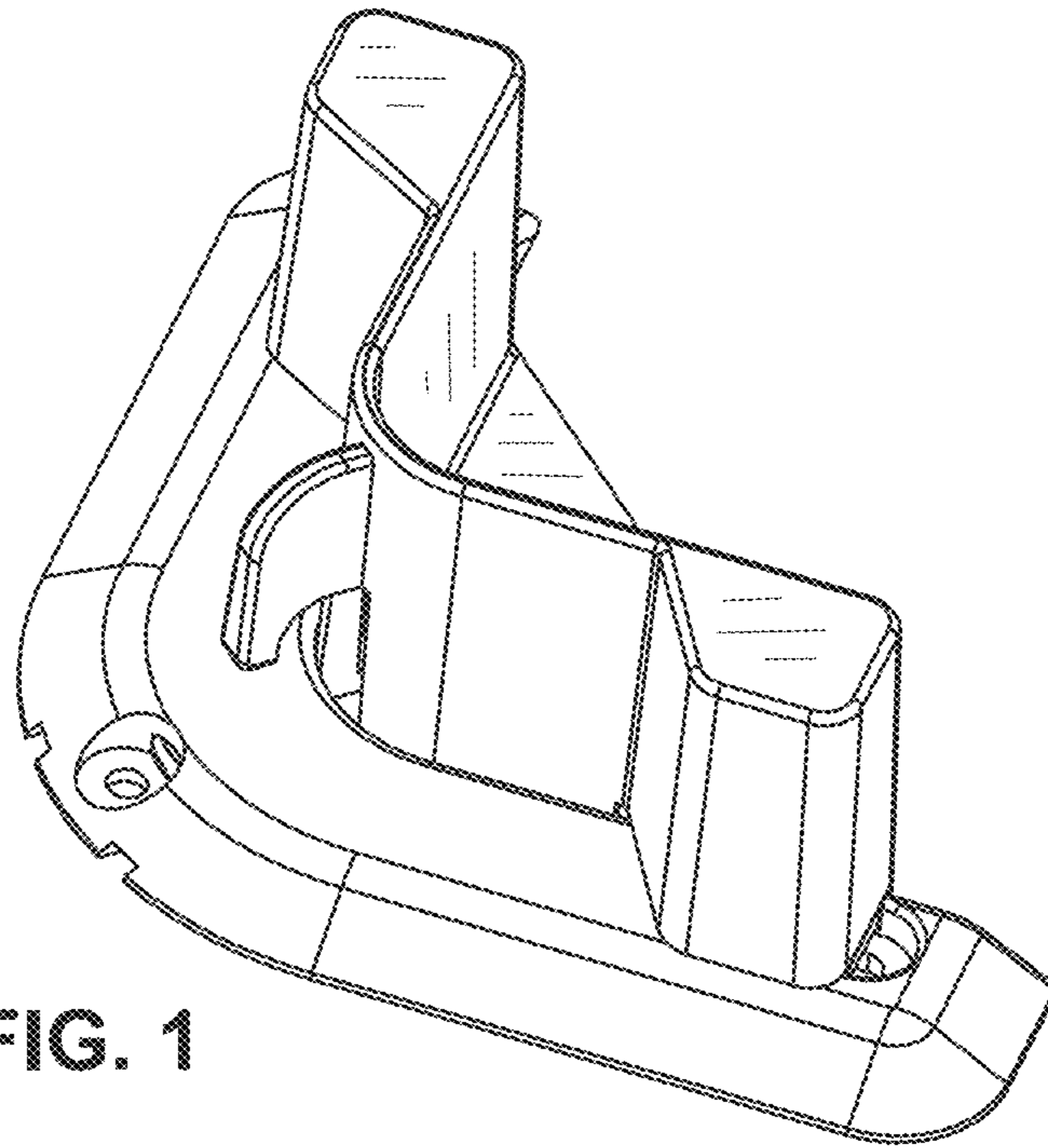


FIG. 1

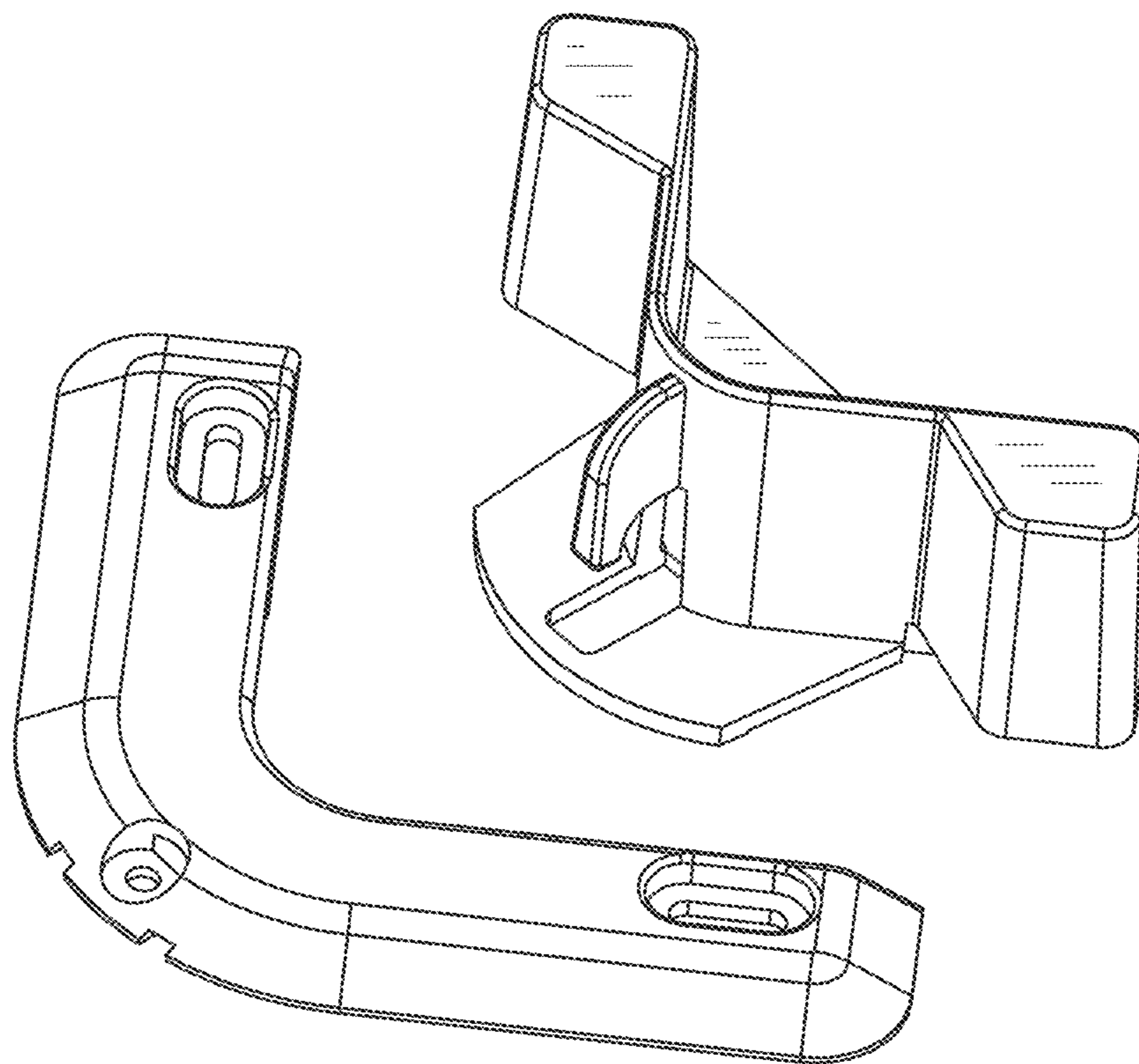


FIG. 2

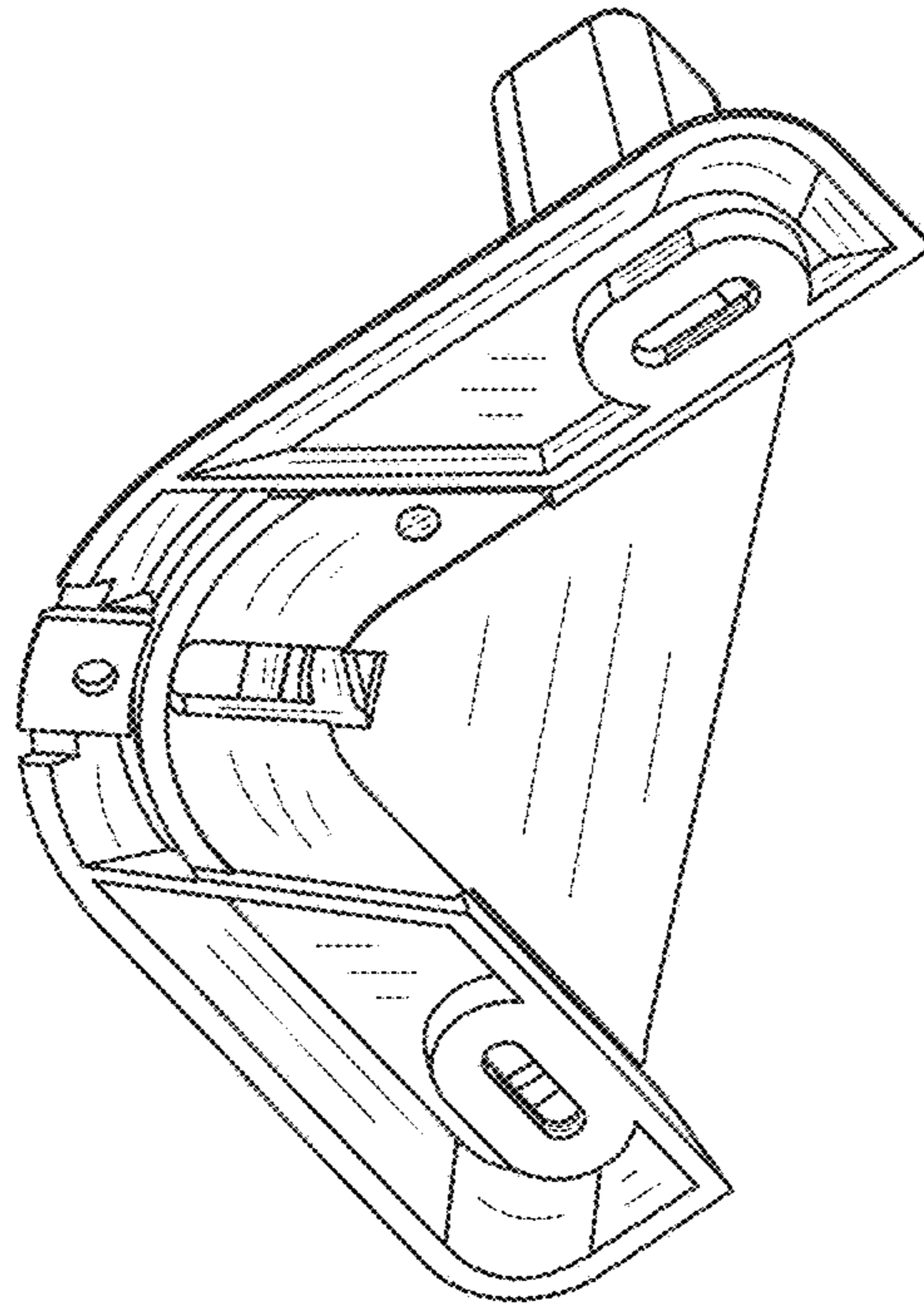


FIG. 3

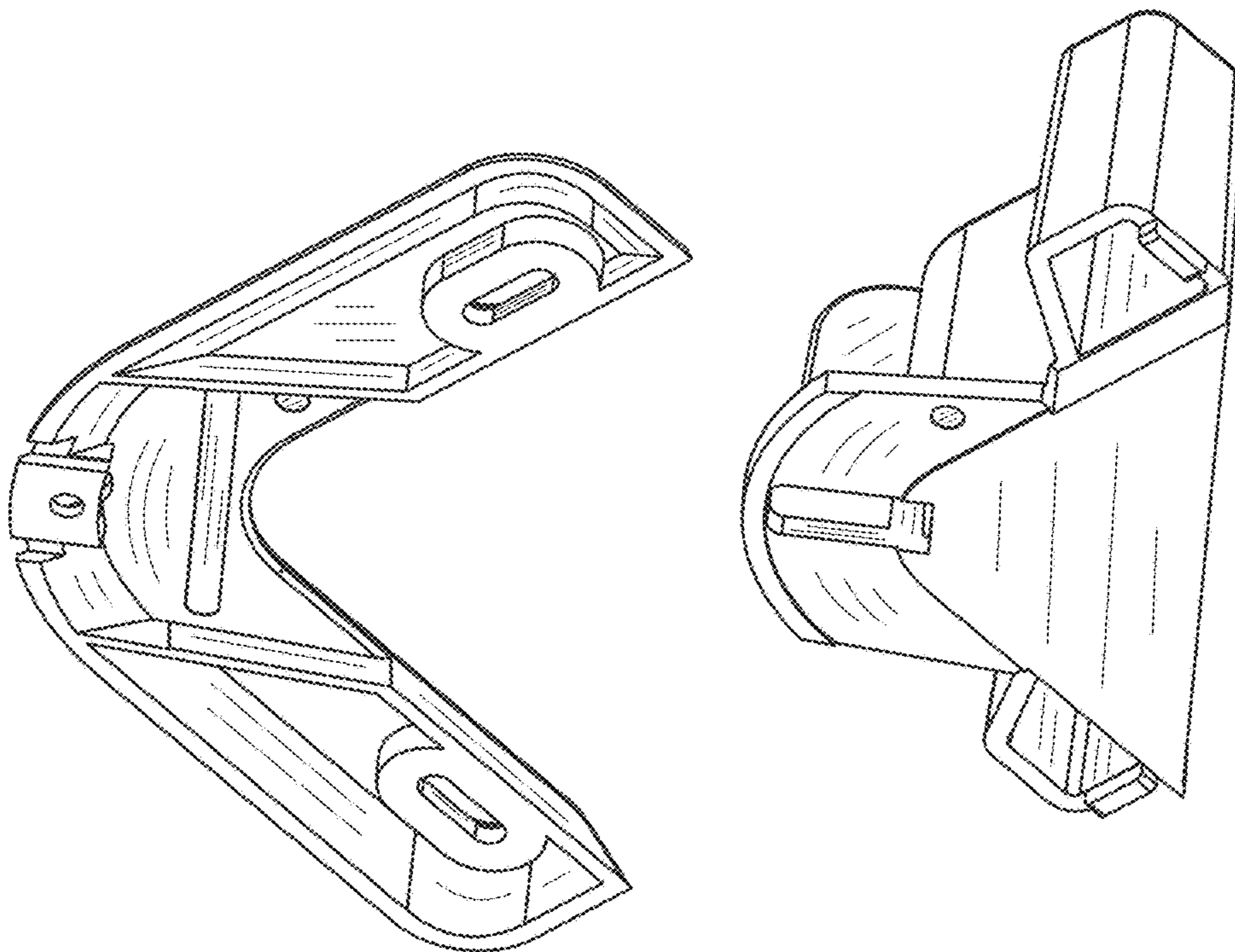


FIG. 4