



US00D839069S

(12) **United States Design Patent**
Koeniger et al.

(10) **Patent No.:** **US D839,069 S**

(45) **Date of Patent:** **** Jan. 29, 2019**

(54) **CORDLESS SCREWDRIVER**
(71) Applicant: **HILTI AKTIENGESELLSCHAFT**,
Schaan (LI)
(72) Inventors: **Tobias Koeniger**, Bregenz (AT);
Ruprecht Walz, Stuttgart (DE)
(73) Assignee: **Hilti Aktiengesellschaft**, Schaan (LI)
(**) Term: **15 Years**
(21) Appl. No.: **35/503,097**
(22) Filed: **Dec. 6, 2016**
(80) **Hague Agreement Data**
Int. Filing Date: **Dec. 6, 2016**
Int. Reg. No.: **DM/093868**
Int. Reg. Date: **Dec. 6, 2016**
Int. Reg. Pub. Date: **Jun. 9, 2017**

(51) **LOC (11) Cl.** **08-05**
(52) **U.S. Cl.**
USPC **D8/68**
(58) **Field of Classification Search**
USPC D8/61, 67, 68
CPC B62D 23/005; B62D 29/00; B62D 29/043;
B62D 31/00; B62D 33/046; B62D 35/00;
B62D 35/001; B60Q 1/0005
See application file for complete search history.

(56) **References Cited**
U.S. PATENT DOCUMENTS
D524,136 S * 7/2006 Taniguchi D8/68
D525,099 S * 7/2006 Nagasaka D8/68
D556,002 S * 11/2007 Ino D8/68
D567,615 S * 4/2008 Taniguchi D8/68
D577,558 S * 9/2008 Taniguchi D8/68
D579,743 S * 11/2008 Lopano D8/68

D584,123 S * 1/2009 Lopano D8/68
D585,715 S * 2/2009 Okuda D8/68
D585,716 S * 2/2009 Taniguchi D8/68
D606,376 S * 12/2009 Okuda D8/68
D610,421 S * 2/2010 Taniguchi D8/68
D614,468 S * 4/2010 Aglassinger D8/68
D617,622 S * 6/2010 Lopano D8/68
D628,038 S * 11/2010 Aoki D8/68
D656,804 S * 4/2012 Murray D8/68
D672,627 S * 12/2012 Kawase D8/61
D677,137 S * 3/2013 Kawase D8/68
D678,024 S * 3/2013 Taniguchi D8/68
D679,160 S * 4/2013 Okuda D8/68
D679,161 S * 4/2013 Kawase D8/61
D691,444 S * 10/2013 Tirone D8/68
D700,822 S * 3/2014 Tschopp D8/68
D707,522 S * 6/2014 Naksen D8/68
D721,938 S * 2/2015 Aoki D8/68
D761,069 S * 7/2016 Aoki D8/68
D777,545 S * 1/2017 Kosugi D8/68

* cited by examiner

Primary Examiner — Darlington Ly
(74) *Attorney, Agent, or Firm* — Crowell & Moring LLP


(57) **CLAIM**

The ornamental design for a cordless screwdriver, as shown and described.

DESCRIPTION

1. Cordless screwdriver
1.1 is a top, front, and right side perspective view of a cordless screwdriver showing our new design;
1.2 is a top, rear, and right side perspective view thereof;
1.3 is a right side elevation view thereof;
1.4 is a left side elevation view thereof;
1.5 is a front elevation view thereof;
1.6 is a rear elevation view thereof;
1.7 is a top plan view thereof; and
1.8 is a bottom plan view thereof.

1 Claim, 8 Drawing Sheets





1.1



1.2



1.3



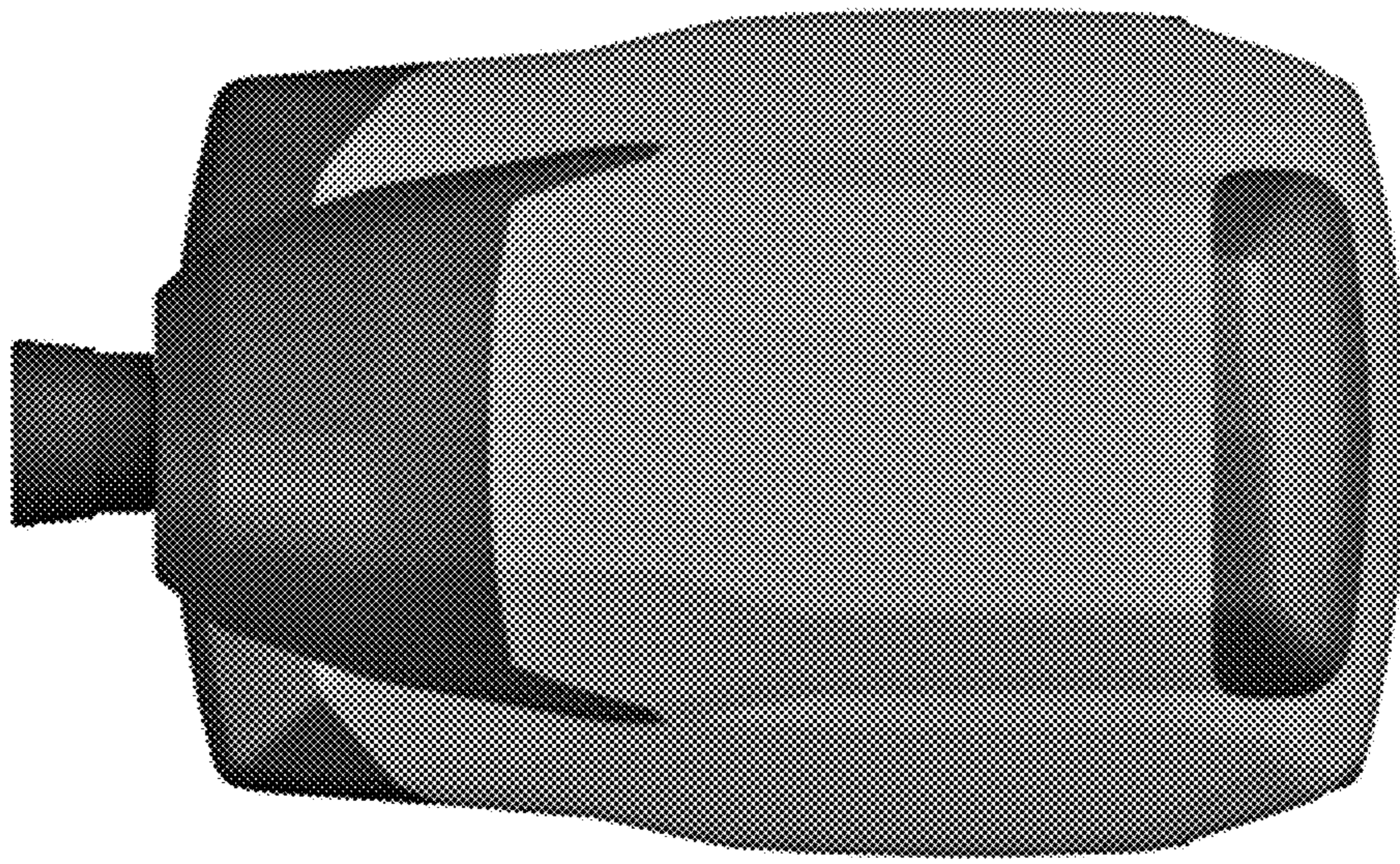
1.4




1.5



1.6



1.7



1.8