



US00D839061S

(12) **United States Design Patent** (10) **Patent No.:** **US D839,061 S**
Wittmann (45) **Date of Patent:** **** Jan. 29, 2019**

(54) **CONDUIT STAKE**
(71) Applicant: **Gulf Sea Products, LLC**, Ft. Myers, FL (US)
(72) Inventor: **Timothy P. Wittmann**, St. Louis, MO (US)
(**) Term: **15 Years**
(21) Appl. No.: **29/590,085**
(22) Filed: **Jan. 6, 2017**
(51) **LOC (11) Cl.** **08-01**
(52) **U.S. Cl.**
USPC **D8/1**
(58) **Field of Classification Search**
USPC D8/1, 388; D21/840; D26/138
CPC A01G 9/122; A01G 9/128; E04H 12/2215; E04H 15/62
See application file for complete search history.

(56) **References Cited**

U.S. PATENT DOCUMENTS

D208,013 S * 6/1967 Carr-Harris 135/118
D375,663 S * 11/1996 Arnold D21/840
D380,947 S * 7/1997 Adams D21/840
D407,281 S * 3/1999 Antel D8/1
D419,403 S * 1/2000 Halil, Jr. D8/1
D437,750 S * 2/2001 Kinn D8/1
D447,025 S * 8/2001 Hughes D8/1

6,938,384 B1 * 9/2005 Hodge E04H 15/62 135/118
D572,986 S * 7/2008 Zhu D8/1
D577,966 S * 10/2008 Cosimo D8/1
D658,259 S * 4/2012 Zhou D21/840
D667,282 S * 9/2012 Evans D8/1
D710,661 S * 8/2014 Lu D8/1
D799,106 S * 10/2017 Adams, IV D26/138
2006/0180729 A1 * 8/2006 Yang E04H 12/2215 248/508
2017/0284566 A1 * 10/2017 Wittmann F16L 3/04

* cited by examiner

Primary Examiner — Sheryl Lane

(74) *Attorney, Agent, or Firm* — Charles McCloskey

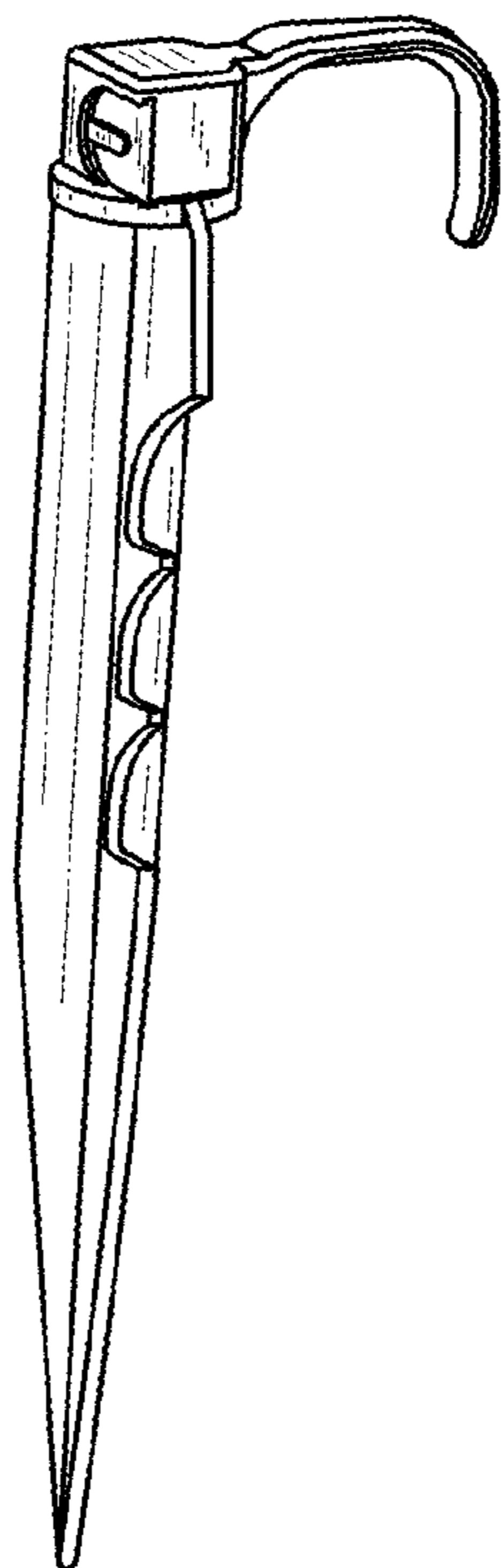
(57) **CLAIM**

The ornamental design for a conduit stake, as shown and described.

DESCRIPTION

FIG. 1 is a side view of the present invention;
FIG. 2 is a side view ninety degrees clockwise in rotation from FIG. 1 of the present invention;
FIG. 3 is a side view opposite FIG. 1 of the present invention;
FIG. 4 is a top view of the present invention;
FIG. 5 is a bottom view of the present invention;
FIG. 6 is an enlarged partial view of the present invention; and,
FIG. 7 is a perspective view of the present invention.

1 Claim, 2 Drawing Sheets



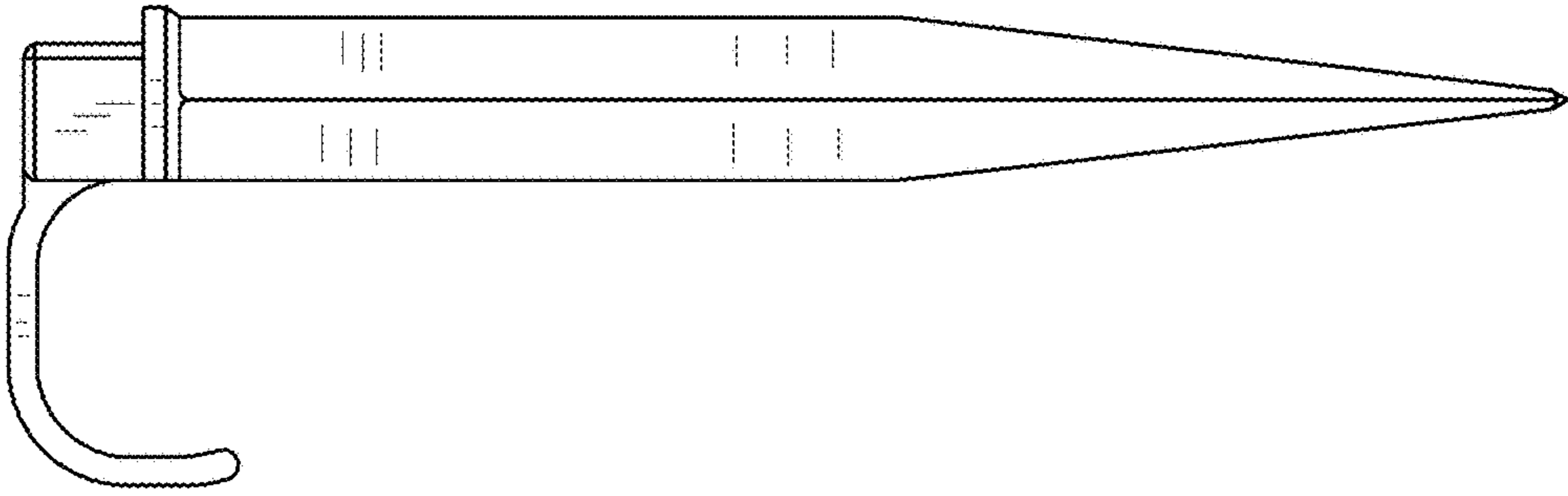


FIG. 3

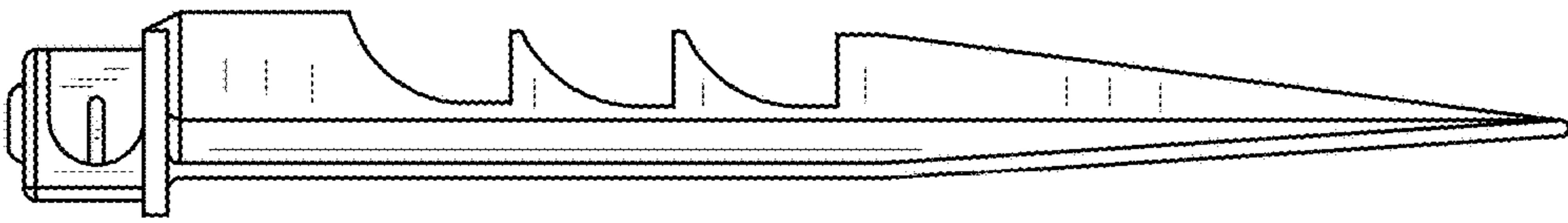


FIG. 2

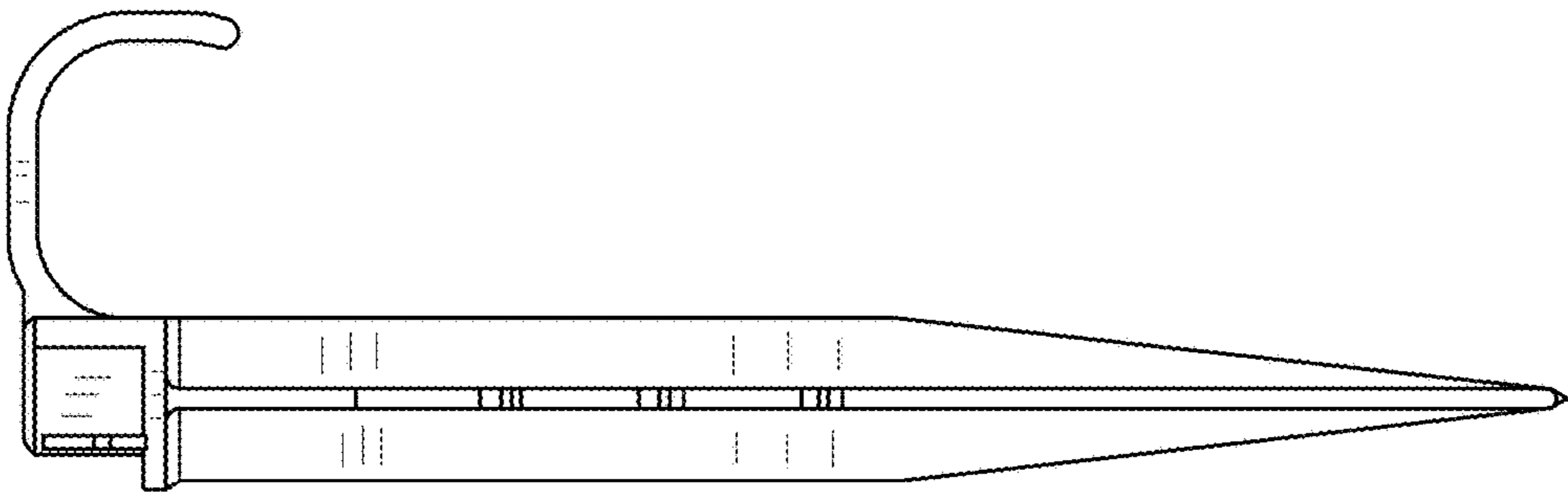


FIG. 1

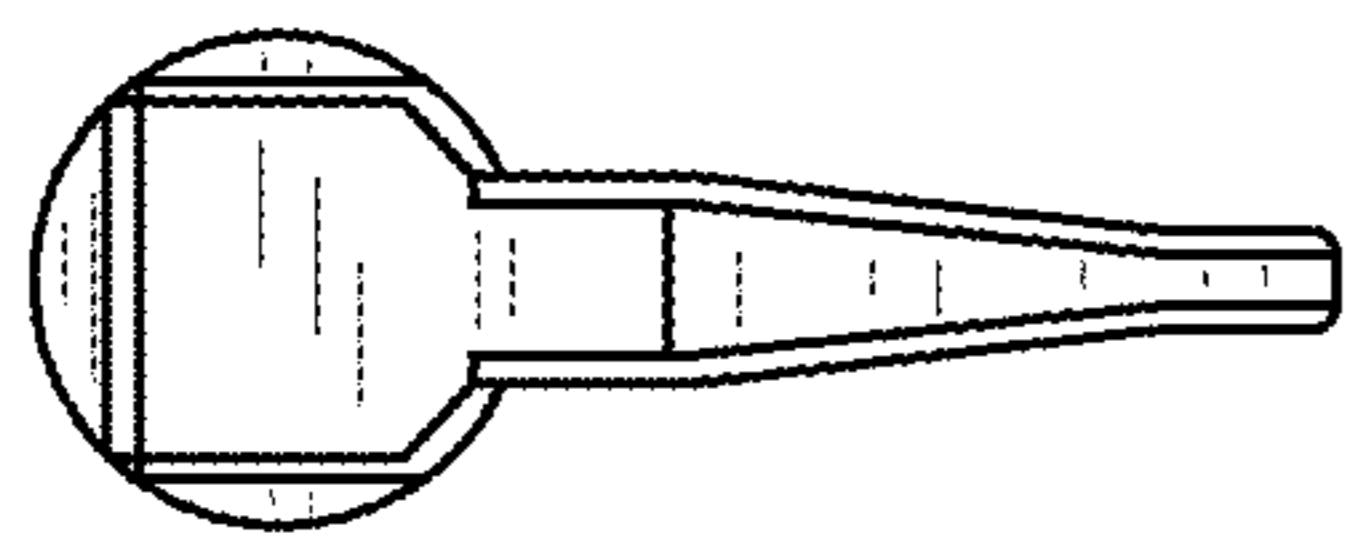


FIG. 4

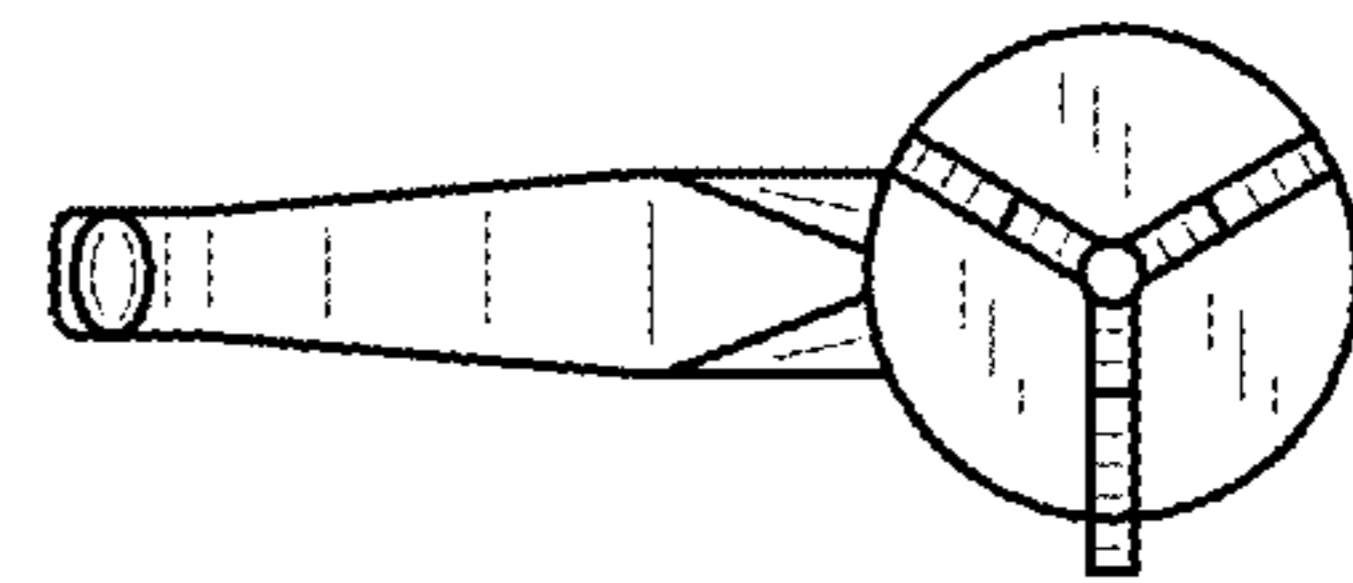


FIG. 5




FIG. 6

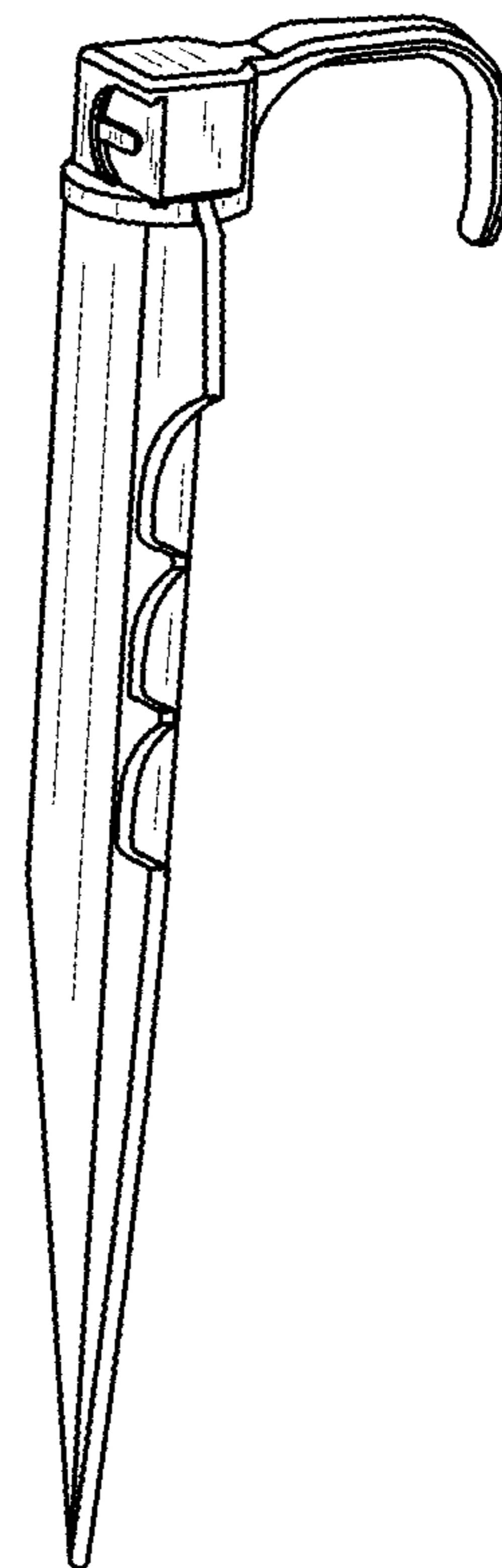


FIG. 7