



US00D839020S

(12) **United States Design Patent** (10) **Patent No.:** **US D839,020 S**
Goodman (45) **Date of Patent:** **** Jan. 29, 2019**

(54) **TRASH BIN**
(71) Applicant: **Spectrum Diversified Designs, LLC**,
Streetsboro, OH (US)
(72) Inventor: **Sheldon H. Goodman**, Solon, OH (US)
(73) Assignee: **Spectrum Diversified Designs, LLC**,
Streetsboro, OH (US)
(**) Term: **15 Years**
(21) Appl. No.: **29/622,798**
(22) Filed: **Oct. 19, 2017**
(51) **LOC (11) Cl.** **03-01**
(52) **U.S. Cl.**
USPC **D6/515**; D6/553
(58) **Field of Classification Search**
USPC D6/553, 546-550, 512-525; 211/13.1,
211/16, 85.5, 86.01, 87.01, 88.04, 100,
211/105.1, 105.2, 106, 113, 123, 181.1,
211/182-183; 248/49, 175, 176.1, 200,
248/201, 205.1, 251, 302, 309.1, 315;
D8/300, 315-321, 354, 363, 373, 380;
108/28-29; 242/570, 590, 595-598;
D25/45; D26/51; D3/304, 306
CPC .. A47F 5/01; A47F 7/00; A47F 7/0028; A47F
5/0006; A47F 5/0823; A47F 1/082; A47F
1/121; A47F 5/02; A47F 5/0846; A47F
5/137; A47F 7/0064; A47F 7/065; A47F
3/0404; A47F 5/0018; A47F 5/0025;
A47F 5/0037; A47B 55/02; A47B 81/00;
A47B 81/007; A47B 13/14; A47B
2097/003; A47B 2220/0008; A47B 45/00;
A47B 49/00; A47B 57/00; A47B 57/04;
A47B 63/00; A47B 67/00; A47B 81/04;
A47B 96/021; A47B 96/065
See application file for complete search history.

D449,481 S * 10/2001 Snell D6/566
D497,070 S * 10/2004 Tipping D6/566
D554,417 S * 11/2007 Thorsteinsson D6/566
D554,419 S * 11/2007 Thompson D6/566
D577,237 S * 9/2008 Goodman D6/566
D579,700 S * 11/2008 Ghiorghie D6/513
D579,701 S * 11/2008 Snell D6/513
D584,056 S * 1/2009 Ghiorghie D3/304
D588,814 S * 3/2009 Ghiorghie D3/304

(Continued)

OTHER PUBLICATIONS

Amazon.com, Spectrum Diversified Ashley Cabinet Recycling Bag Storage, Nov. 6, 2017, <https://www.amazon.com/Spectrum-Diversified-Cabinet-Recycling-Storage/dp/B0735SKXS2/> (Year: 2017).*

Primary Examiner — David G Muller
Assistant Examiner — Nathan M Johnston
(74) *Attorney, Agent, or Firm* — Benesch, Friedlander, Coplan & Aronoff LLP

(57) **CLAIM**

What is claimed is the ornamental design for a trash bin, as shown and described.

DESCRIPTION

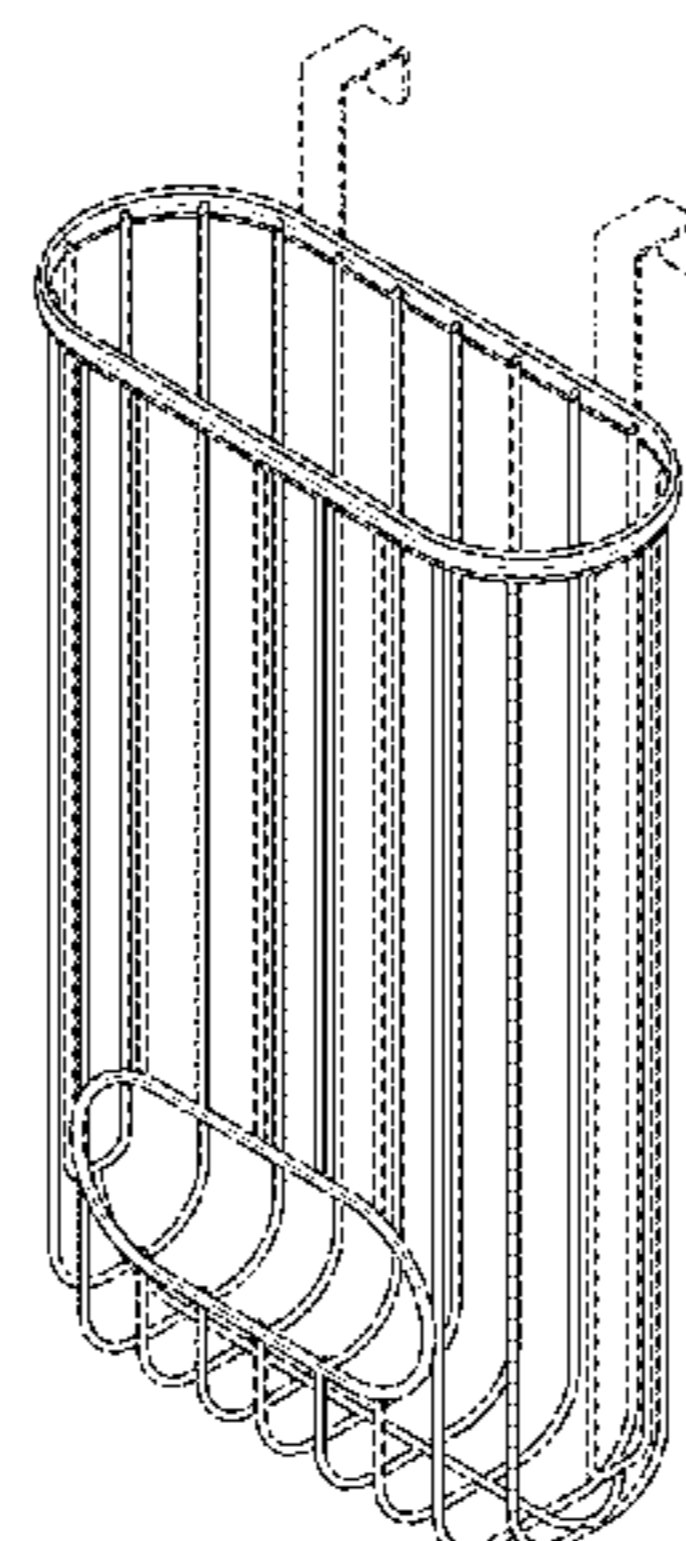
FIG. 1 is a perspective view of a trash bin showing a new design;
FIG. 2 is a front view of the trash bin of FIG. 1;
FIG. 3 is a rear view of the trash bin of FIG. 1;
FIG. 4 is a side view of the trash bin of FIG. 1;
FIG. 5 is a top view of the trash bin of FIG. 1; and,
FIG. 6 is a bottom view of the trash bin of FIG. 1.
The components of the drawings shown in broken lines illustrate portions of the trash bin that form no part of the claimed design.

1 Claim, 4 Drawing Sheets

(56) **References Cited**

U.S. PATENT DOCUMENTS

4,040,522 A * 8/1977 Vickery A47G 29/08
211/126.1
D327,014 S * 6/1992 Heller D34/6



(56)

References Cited

U.S. PATENT DOCUMENTS

D588,815	S	*	3/2009	Ghiorghie	D3/304
D604,079	S	*	11/2009	Mitchell	D6/552
D628,385	S	*	12/2010	Klein	D6/513
D690,108	S	*	9/2013	Goodman	D3/306
D725,405	S	*	3/2015	Tsai	D6/513
D728,255	S	*	5/2015	Guindi	D6/513
D756,680	S	*	5/2016	Guindi	D6/515
D757,457	S	*	5/2016	Guindi	D6/513
D762,421	S	*	8/2016	Goodman	D6/566
D771,971	S	*	11/2016	Armillotti	D6/566
D808,654	S	*	1/2018	Lee	D3/306
D808,742	S	*	1/2018	Lee	D7/637
D814,209	S	*	4/2018	Wilson	D6/515
D819,333	S	*	6/2018	Goodman	D3/306
D823,648	S	*	7/2018	Goodman	D7/631

* cited by examiner

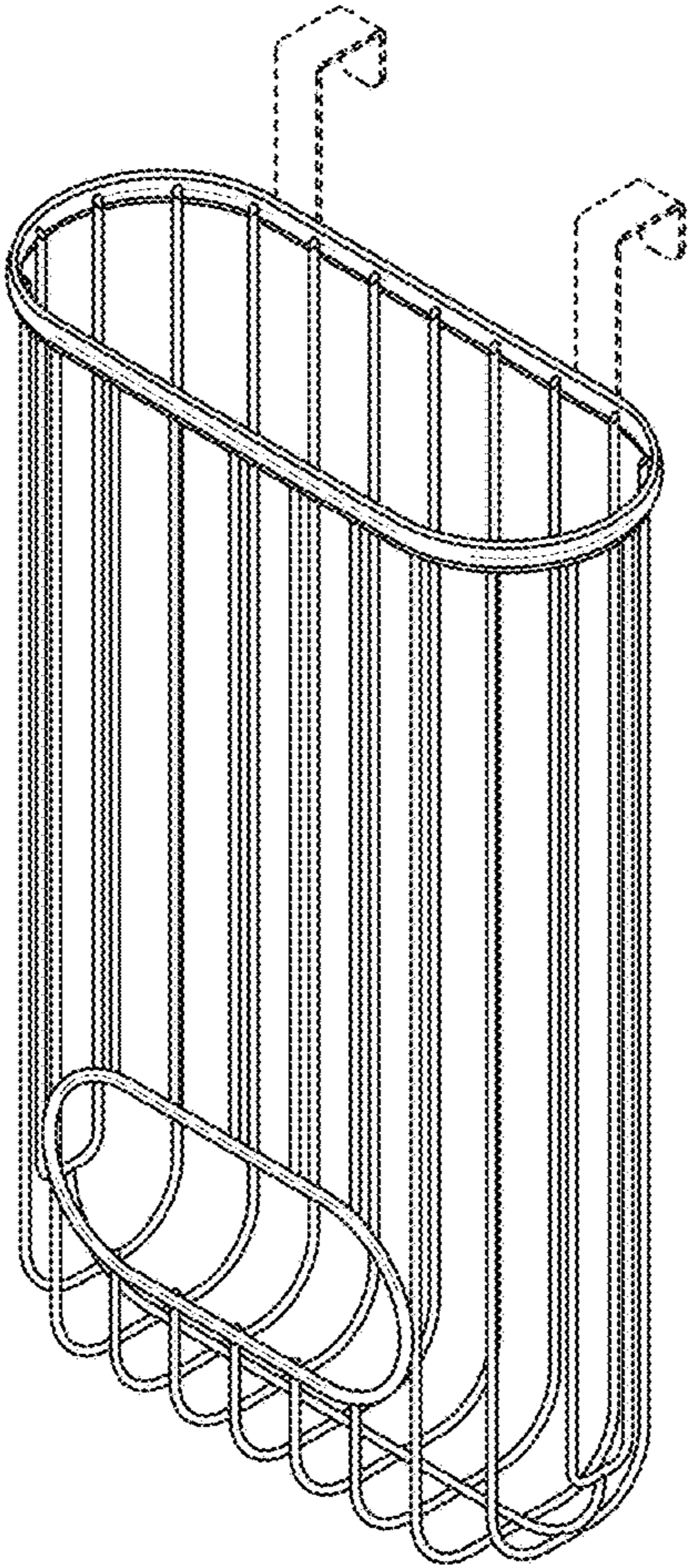


FIG. 1

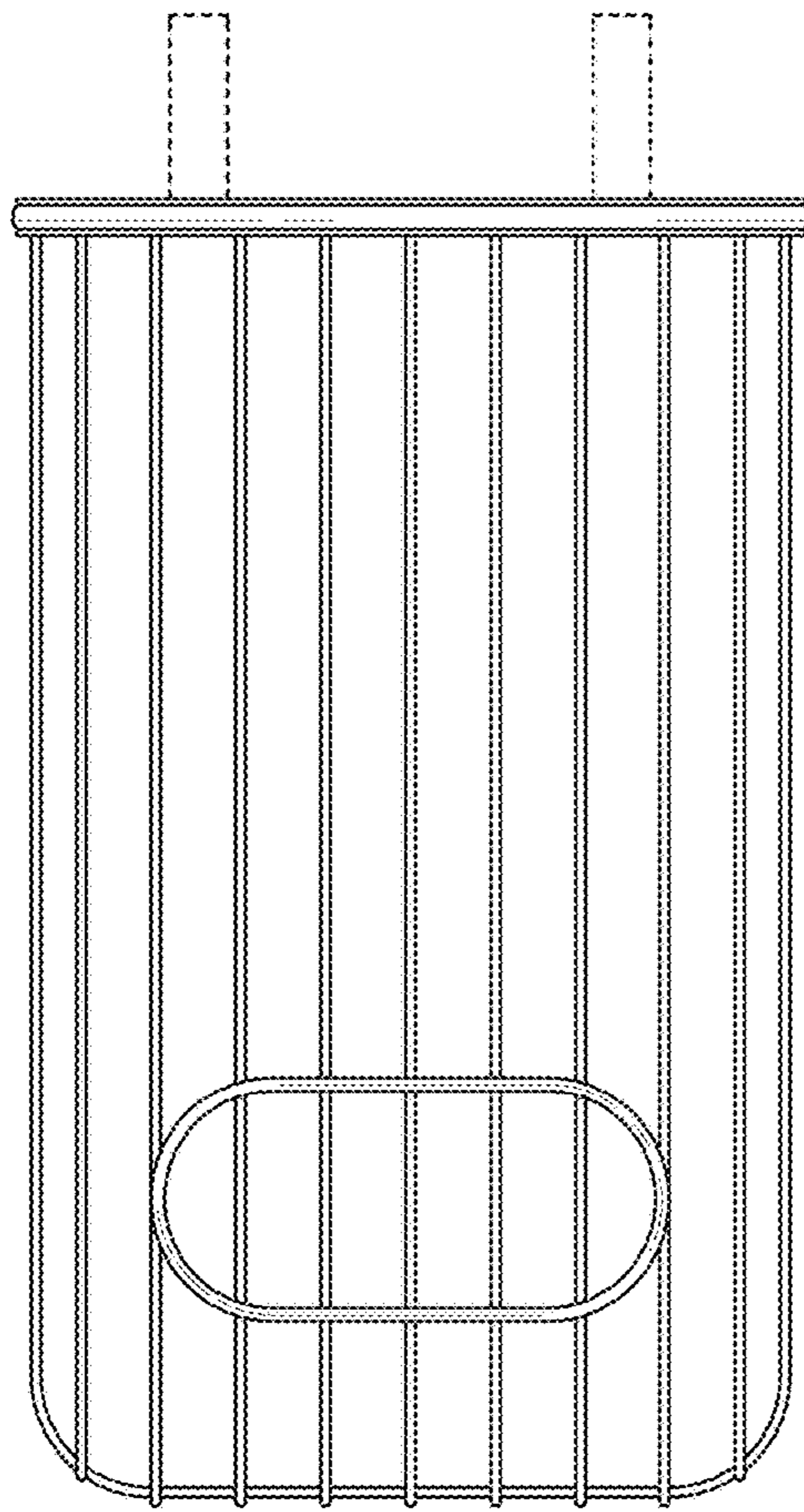


FIG. 2

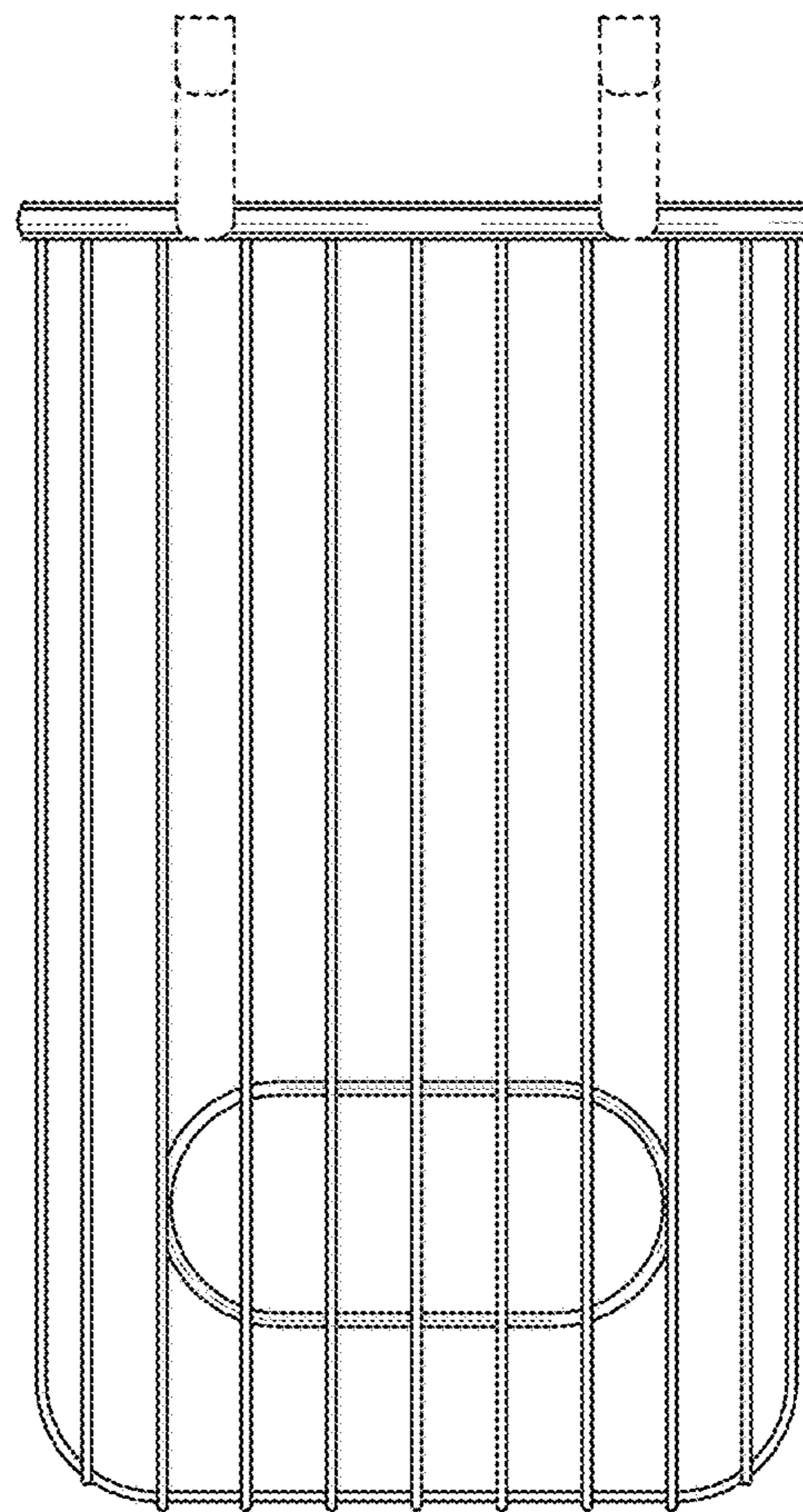


FIG. 3




FIG. 4

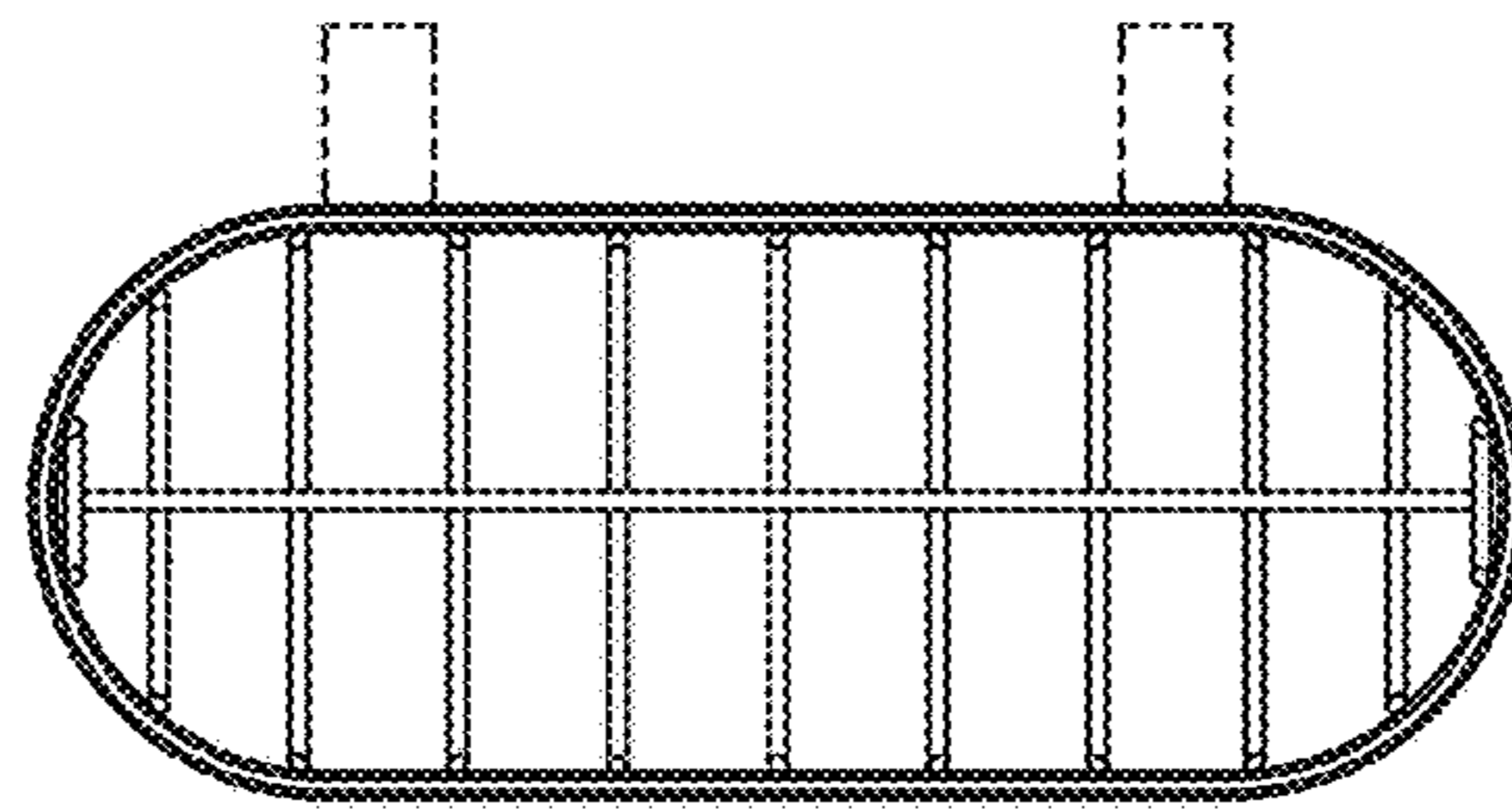


FIG. 5

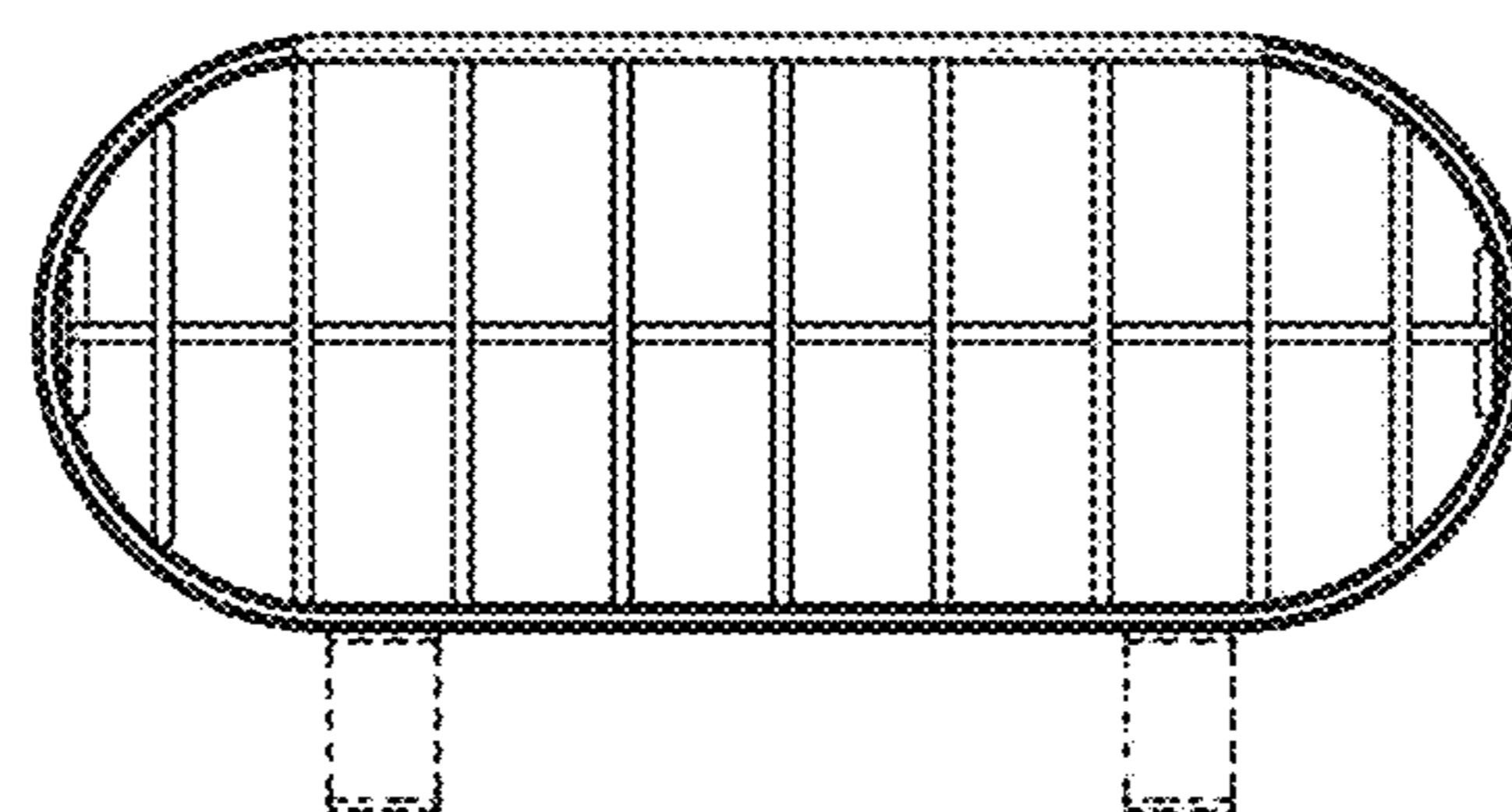


FIG. 6