



US00D839006S

(12) **United States Design Patent**
Craine

(10) **Patent No.:** **US D839,006 S**

(45) **Date of Patent:** **** Jan. 29, 2019**

(54) **BABY SLEEP SUPPORT**

A47C 3/20; A47C 3/029; A47C 3/021;
A47C 1/00; A47C 1/02; A47C 1/04;
A47C 1/06

(71) Applicant: **HANDY BABY PRODUCTS LIMITED**, Swords (IE)

See application file for complete search history.

(72) Inventor: **Martina Craine**, Dublin (IE)

(56) **References Cited**

(73) Assignee: **HANDY BABY PRODUCTS LIMITED**, Swords (IE)

U.S. PATENT DOCUMENTS

(**) Term: **15 Years**

D415,919 S *	11/1999	Porter	D6/331
D576,408 S *	9/2008	Forshpan	D6/333
D666,843 S *	9/2012	Furuland	D6/390
D731,209 S *	6/2015	Fux	D6/601
D809,715 S *	2/2018	Song	D30/118

(21) Appl. No.: **29/599,477**

* cited by examiner

(22) Filed: **Apr. 4, 2017**

Primary Examiner — Abraham Bahta

(30) **Foreign Application Priority Data**

(74) *Attorney, Agent, or Firm* — Burns & Levinson LLP;
David W. Gomes

Oct. 4, 2016 (EM) 003404524

(51) **LOC (11) Cl.** **06-01**

(52) **U.S. Cl.**
USPC **D6/333**

(58) **Field of Classification Search**

USPC D6/333-336, 339, 344, 702, 716,
D6/716.1-716.7; 297/183.1-183.4,
297/184.13, 184.15, 184.17, 250.1, 255,
297/256.1, 256.15, 219.12, 463.1;
D12/129-130, 133; D21/412, 428, 419;
280/30-31; 5/94, 98.1, 99.1, 101-102,
5/105, 655, 93.1, 12.1; 24/200

CPC A47D 13/02; A47D 13/10; A47D 1/00;
A47D 1/002; A47D 1/004; B60N 2/22;
B60N 2/24; A47C 7/021; A47C 7/022;
A47C 7/002; A47C 7/18; A47C 7/24;
A47C 3/00; A47C 3/02; A47C 3/025;

(57) **CLAIM**


The ornamental design for a baby sleep support, as shown and described.

DESCRIPTION

FIG. 1 is a perspective view of the baby sleep support showing my new design;
FIG. 2 is a left side view thereof;
FIG. 3 is a right side view thereof;
FIG. 4 is a front view thereof;
FIG. 5 is a back view thereof;
FIG. 6 is a first end view thereof; and,
FIG. 7 is a second end view thereof.

The broken line showing of portions of the baby sleep support is included for the purpose of illustrating environmental structure and forms no part of the claimed design.

1 Claim, 6 Drawing Sheets



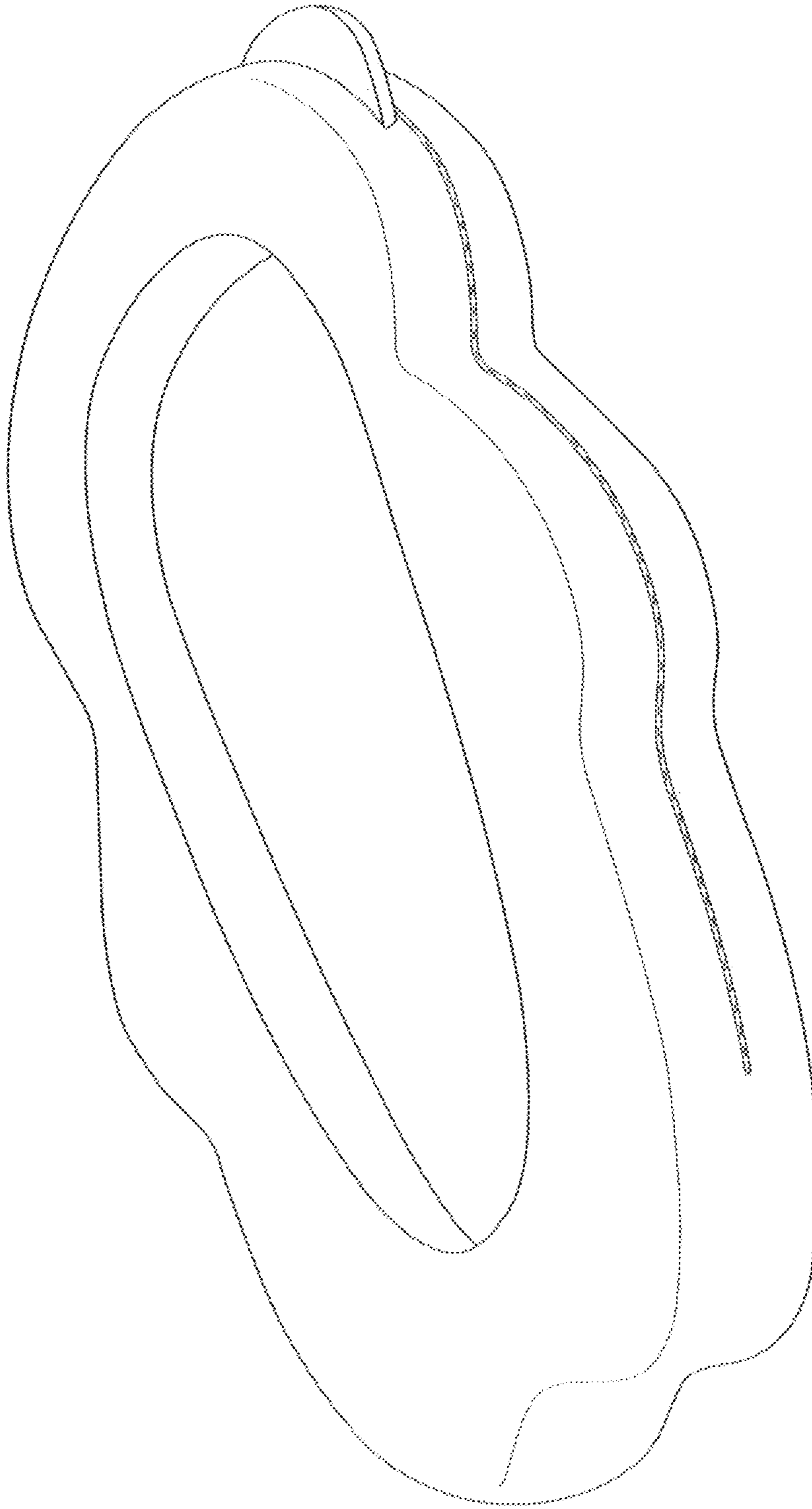


FIG. 1




FIG. 2




FIG. 3

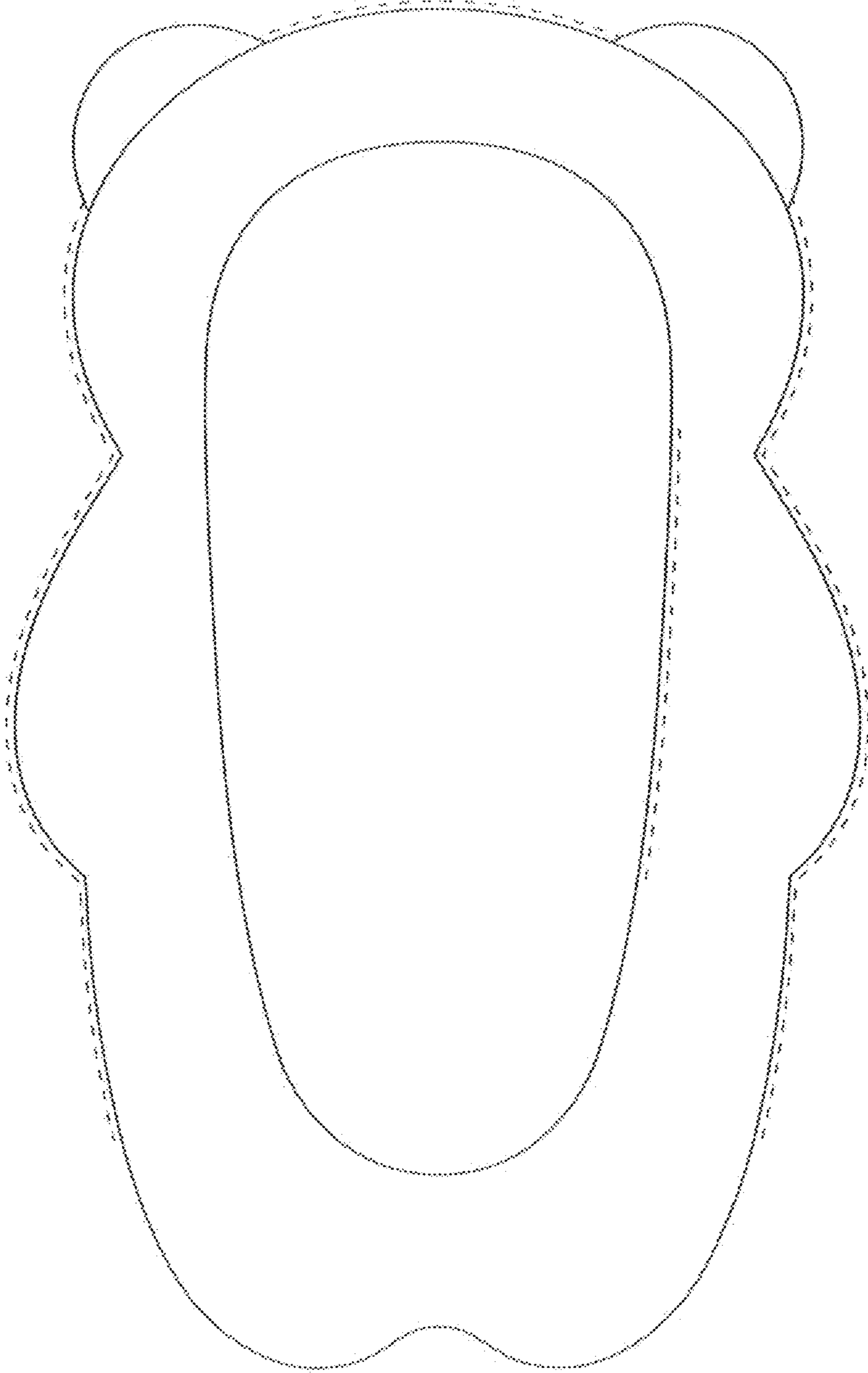


FIG. 4

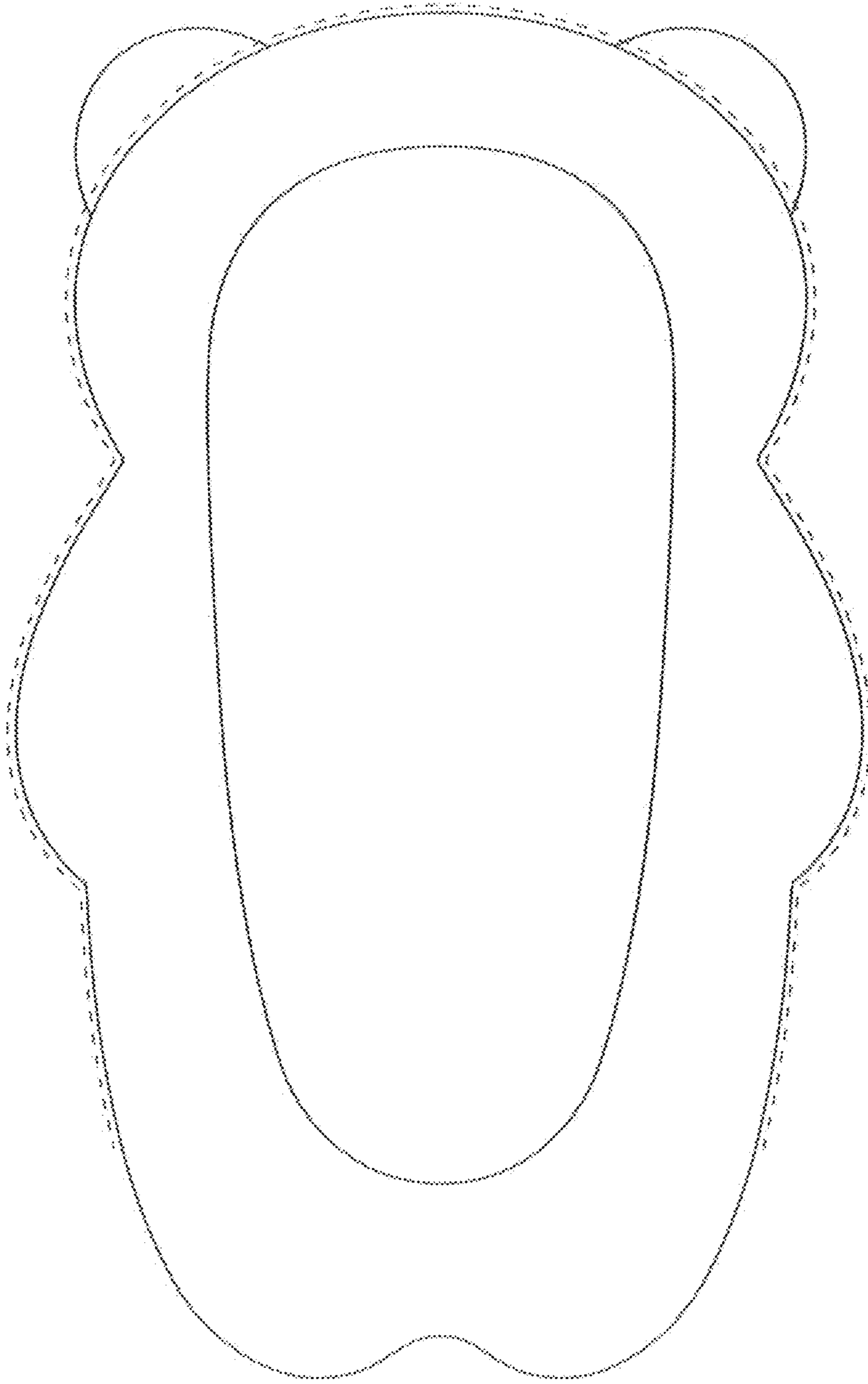


FIG. 5




FIG. 6




FIG. 7