



US00D839005S

(12) **United States Design Patent** (10) **Patent No.:** **US D839,005 S**
Jones (45) **Date of Patent:** **** Jan. 29, 2019**

(54) **GARMENT HANGER**
(71) Applicant: **Mainetti (UK) Ltd**, Jedburgh, Scotland (GB)
(72) Inventor: **Michael Edward Jones**, Denbighshire (GB)
(73) Assignee: **MAINETTI (UK) LTD** (GB)
(**) Term: **15 Years**
(21) Appl. No.: **29/610,112**
(22) Filed: **Jul. 10, 2017**

(30) **Foreign Application Priority Data**
Jan. 9, 2017 (GB) 6005391
(51) **LOC (11) Cl.** **06-08**
(52) **U.S. Cl.**
USPC **D6/326**
(58) **Field of Classification Search**
USPC D6/315-328; 223/85-98; 211/1, 13.1, 211/85.3, 113
CPC A47G 25/14; A47G 25/28; A47G 25/26; A47G 25/30; A47G 25/36; A47G 25/50; A47G 25/442; A47G 25/483; A47G 25/743; A47G 25/4023; A47F 5/0006
See application file for complete search history.

(56) **References Cited**
U.S. PATENT DOCUMENTS
D164,710 S * 10/1951 Perry 223/88
3,946,915 A * 3/1976 Crane A47G 25/485
223/96
D305,834 S * 2/1990 DeVito D6/326
D305,835 S * 2/1990 DeVito D6/326
D324,459 S * 3/1992 Gouldson D6/326
6,250,523 B1 * 6/2001 Louw A47G 25/48
223/91
D597,750 S * 8/2009 Gouldson D6/326

D628,820 S * 12/2010 Warren D6/326
D628,821 S * 12/2010 Warren D6/326
D646,064 S * 10/2011 Jones D6/326
2010/0051655 A1 * 3/2010 Gouldson A47G 25/18
223/91

* cited by examiner

Primary Examiner — Lauren R Calve
(74) *Attorney, Agent, or Firm* — The Belles Group, P.C.


(57) **CLAIM**

I claim the ornamental design for a garment hanger, as shown and described.

DESCRIPTION

FIG. 1 is a perspective view of a garment hanger according to a first embodiment of the new design.
FIG. 2 is a front view of the garment hanger of FIG. 1.
FIG. 3 is a top view of the garment hanger of FIG. 1.
FIG. 4 is a right-side view of the garment hanger of FIG. 1.
FIG. 5 is a rear view the garment hanger of FIG. 1.
FIG. 6 is a bottom view of the garment hanger of FIG. 1.
FIG. 7 is a left-side view of the garment hanger of FIG. 1.
FIG. 8 is a perspective view of a garment hanger according to a second embodiment of the new design.
FIG. 9 is a front view of the garment hanger of FIG. 8.
FIG. 10 is a top view of the garment hanger of FIG. 8.
FIG. 11 is a right-side view of the garment hanger of FIG. 8.
FIG. 12 is a rear view the garment hanger of FIG. 8.
FIG. 13 is a bottom view of the garment hanger of FIG. 8; and,
FIG. 14 is a left-side view of the garment hanger of FIG. 8.
The broken lines in the figures illustrate portions of the garment hanger that form no part of the claimed design. The claimed design is not limited to the gray color shown in the drawings.

1 Claim, 6 Drawing Sheets






FIG. 1



FIG. 3




FIG. 2



FIG. 4



FIG. 7

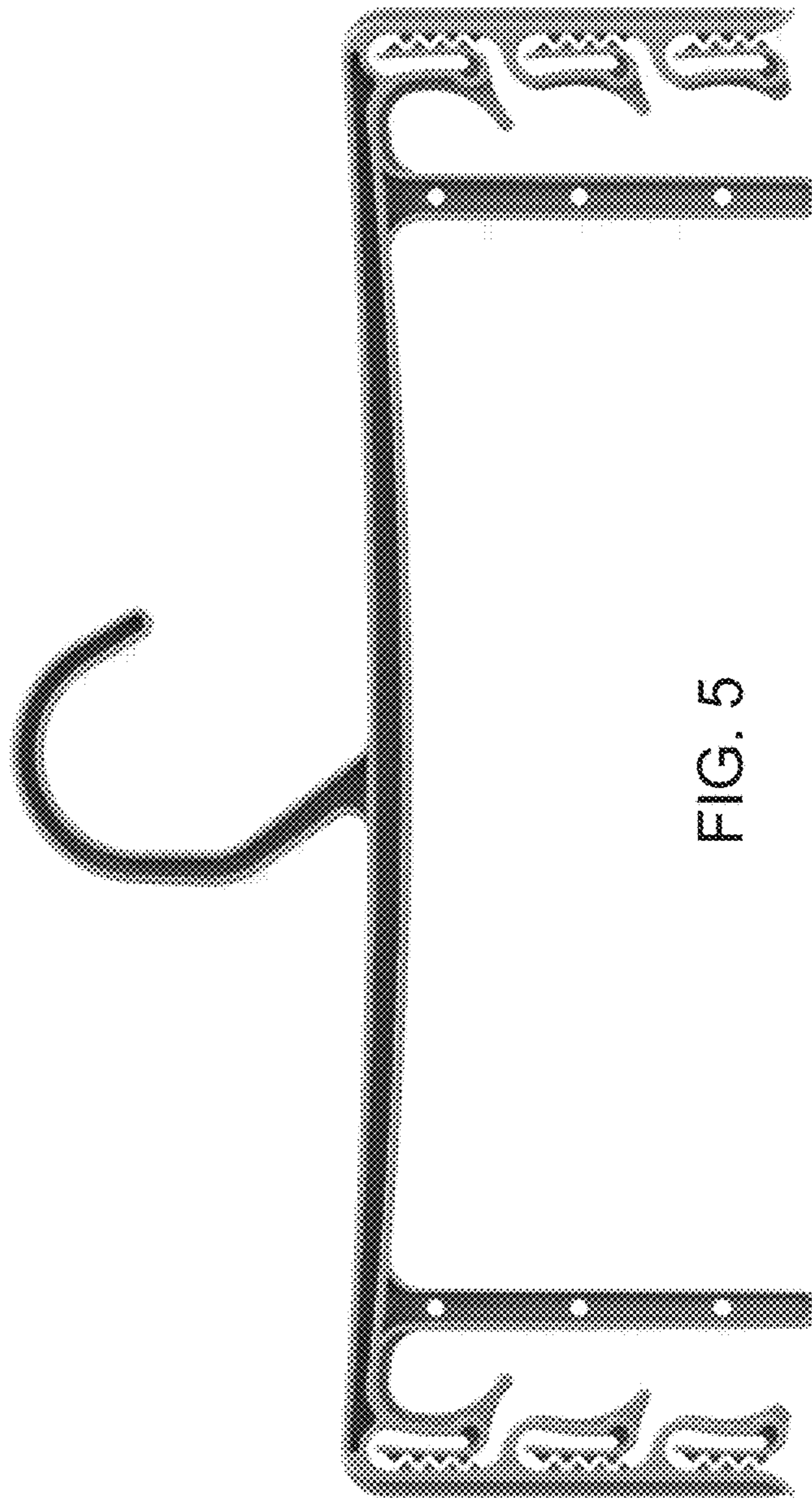


FIG. 5



FIG. 6

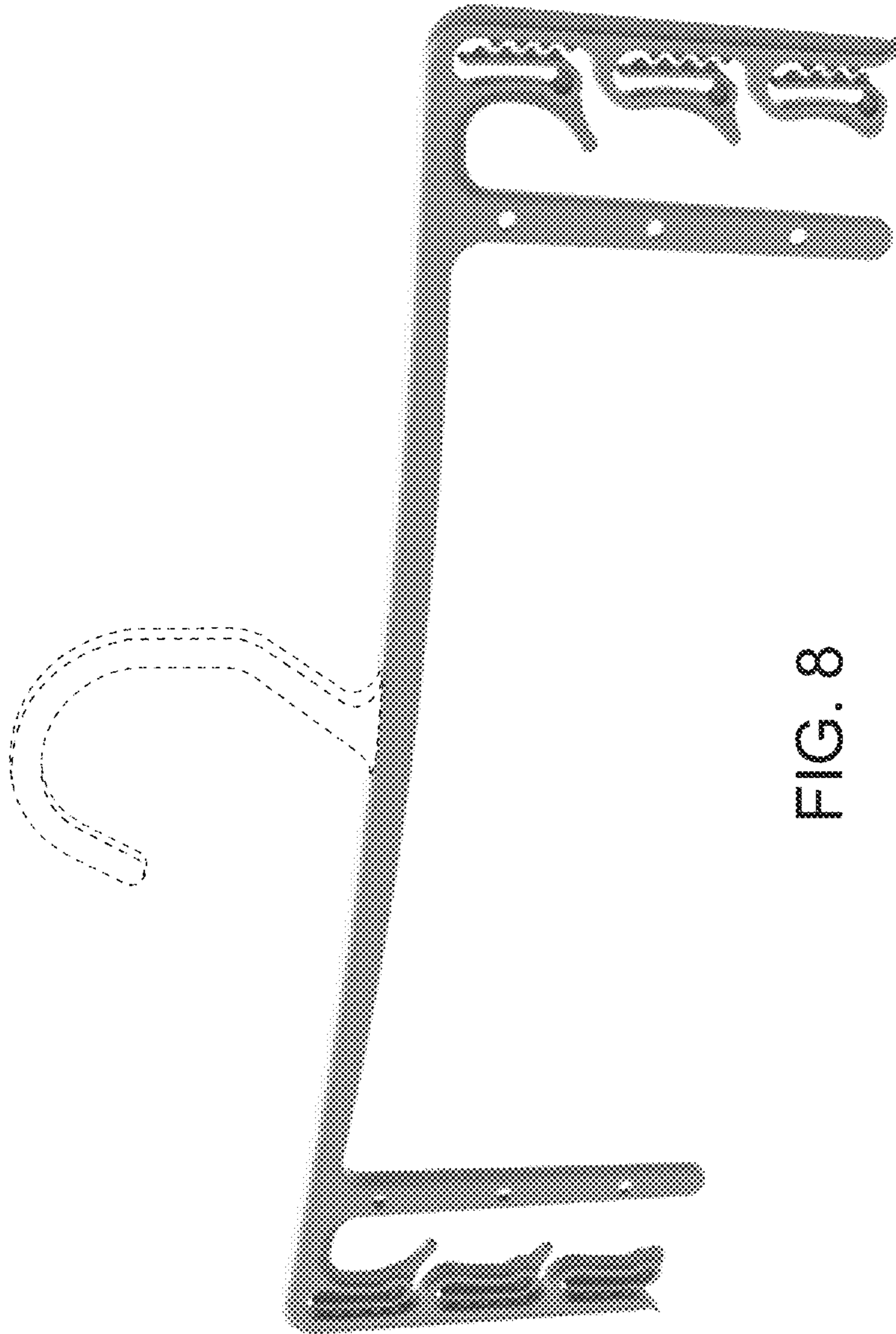


FIG. 8



FIG. 10



FIG. 9



FIG. 11



FIG. 14

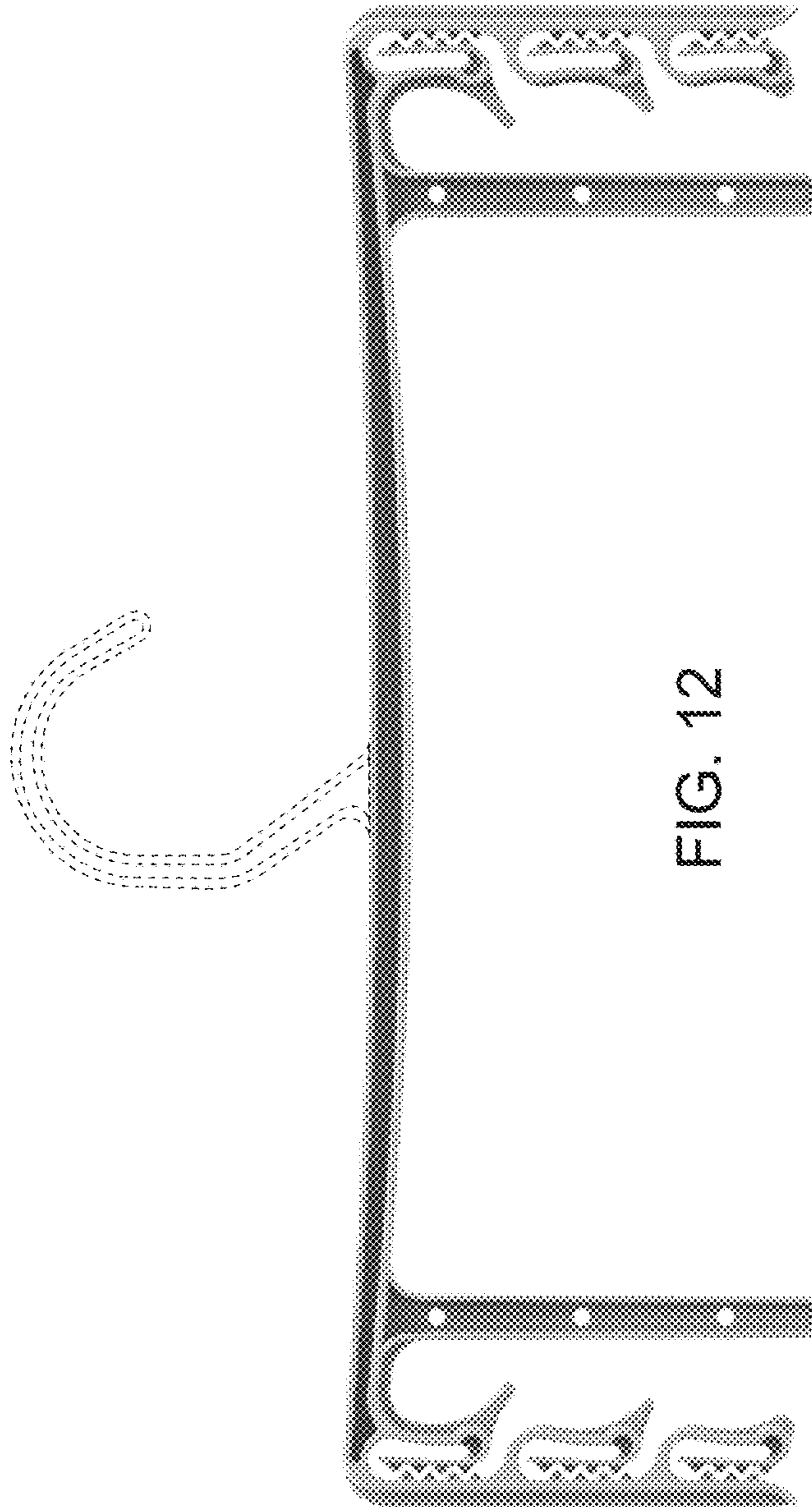


FIG. 12



FIG. 13