



US00D838998S

(12) **United States Design Patent**
Duvigneau

(10) **Patent No.:** **US D838,998 S**
(45) **Date of Patent:** **** Jan. 29, 2019**

- (54) **SHEET MATERIAL**
- (71) Applicant: **CURVER Luxembourg Sarl,**
Neidercorn (LU)
- (72) Inventor: **Nikolai Duvigneau, Zichron Yaacov**
(IL)
- (73) Assignee: **CURVER LUXEMBOURG SARL,**
Neidercorn (LU)
- (**) Term: **15 Years**
- (21) Appl. No.: **29/579,849**
- (22) Filed: **Oct. 4, 2016**
- (30) **Foreign Application Priority Data**
Apr. 20, 2016 (IL) 58417
- (51) **LOC (11) Cl.** **05-06**
- (52) **U.S. Cl.**
USPC **D5/58; D5/47**
- (58) **Field of Classification Search**
USPC D5/1, 14, 20, 26, 43, 46, 47, 52, 55, 56,
D5/58-64, 99, 53; D6/582, 583, 592,
D6/602, 613, 617, 619, 622; D20/27, 28;
D25/138, 150, 151, 156
CPC B44F 3/00; B44F 7/00; D03D 3/00; D03D
9/00; D03D 15/00; D06N 7/00; D21F
1/0027; D21H 5/02; D21H 27/02; F41H
3/02
See application file for complete search history.

- (56) **References Cited**
U.S. PATENT DOCUMENTS
D42,410 S * 4/1912 Duzer D5/53
1,333,508 A * 3/1920 Schopflocher B60J 1/2094
52/314

- 1,850,895 A * 3/1932 Robinson D21H 27/02
217/3 R
- D89,864 S * 5/1933 Beam D25/153
- D94,942 S * 3/1935 Bernheim D5/47
- D121,357 S * 7/1940 Lubarsky et al. D5/47
- D125,960 S * 3/1941 Sheplan D5/47
- D154,172 S * 6/1949 Ryan D5/59
- D158,648 S * 5/1950 Caccia D25/116
- D163,245 S * 5/1951 Bolten D5/59
- D183,056 S * 6/1958 McCord D5/53
- 3,004,642 A * 10/1961 Hallock E06B 9/01
52/663
- D298,702 S * 11/1988 Drew D5/53
- D424,810 S * 5/2000 Thomas D5/1
- D452,778 S * 1/2002 Graff D5/37
- D457,328 S * 5/2002 McBride D5/1
- D721,686 S * 1/2015 Jacob D14/250
- D814,052 S * 3/2018 Darrow D25/106
- 2003/0084952 A1 * 5/2003 Burazin D21F 1/0027
139/383 A
- 2016/0159007 A1 * 6/2016 Miller, IV D21F 1/0027
162/348

* cited by examiner

Primary Examiner — Karen S Acker
(74) *Attorney, Agent, or Firm* — Vorys, Sater, Seymour & Pease LLP


(57) **CLAIM**

The ornamental design for a sheet material, as shown and described.

DESCRIPTION

FIG. 1 is a front elevational view of a design for a sheet material; and,
FIG. 2 is a front perspective view of the design as seen in FIG. 1.
The broken lines represent the boundary of the claim and form no part of the claimed design.

1 Claim, 2 Drawing Sheets






FIG. 1




FIG. 2