



US00D838985S

(12) **United States Design Patent**
Nair

(10) **Patent No.:** **US D838,985 S**

(45) **Date of Patent:** **** Jan. 29, 2019**

(54) **STRAP**
(71) Applicant: **MOYNAT PARIS SAS**, Paris (FR)
(72) Inventor: **Ramesh Nair**, Paris (FR)
(73) Assignee: **MOYNAT PARIS SAS**, Paris (FR)
(**) Term: **15 Years**

D594,652 S * 6/2009 Guyon D3/243
D646,891 S * 10/2011 Della Valle D3/243
D704,932 S * 5/2014 Kallon D3/232
D712,651 S * 9/2014 Proteau D3/232
D724,317 S * 3/2015 Proteau D3/232
D779,197 S * 2/2017 Gale D3/243
D785,931 S * 5/2017 Louboutin D3/232
D790,214 S * 6/2017 Gale D3/243

* cited by examiner

(21) Appl. No.: **29/621,795**
(22) Filed: **Oct. 11, 2017**

Primary Examiner — Holly H Baynham
(74) *Attorney, Agent, or Firm* — Avery N. Goldstein;
Blue Filament Law PLLC

(30) **Foreign Application Priority Data**

Sep. 27, 2017 (WO) 4866501

(51) **LOC (11) Cl.** **03-01**

(52) **U.S. Cl.**
USPC **D3/318**

(58) **Field of Classification Search**
USPC D3/232–233, 240–243, 245–246, 318
CPC ... A45C 1/024; A45C 3/06; A45F 5/10; A45F
5/14
See application file for complete search history.

(57) **CLAIM**

The ornamental design for a strap, as shown and described.

DESCRIPTION

FIG. 1 is a front perspective view of a strap showing my new design;
FIG. 2 is a front view thereof;
FIG. 3 is a right side view thereof;
FIG. 4 is left side view thereof;
FIG. 5 is a top view thereof; and,
FIG. 6 is a bottom view thereof.
Dashed lines associated with the edges of the edge denote stitching and form part of the claimed design.

(56) **References Cited**

U.S. PATENT DOCUMENTS

D492,115 S * 6/2004 Bertelsen D3/318
D575,638 S * 8/2008 Yalinkaya D3/318

1 Claim, 4 Drawing Sheets





FIG 1



FIG 2




FIG 3

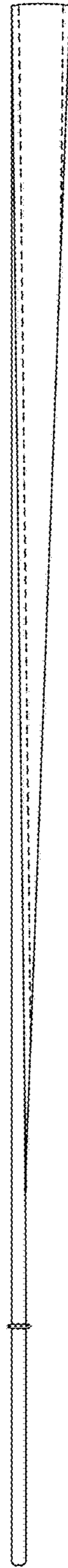


FIG 4



FIG 5




FIG 6