



US00D838981S

(12) **United States Design Patent**
Stanley

(10) **Patent No.: US D838,981 S**

(45) **Date of Patent: ** *Jan. 29, 2019**

(54) **INSERT FOR TACKLE BOX**

CPC A01K 97/06
See application file for complete search history.

(71) Applicant: **PLAN D FISHING SOLUTIONS, LLC**, Gig Harbor, WA (US)

(56) **References Cited**

(72) Inventor: **Dylan T. Stanley**, Gig Harbor, WA (US)

U.S. PATENT DOCUMENTS

(73) Assignee: **PLAN D FISHING SOLUTIONS, LLC**, Gig Harbor, WA (US)

D158,958 S * 6/1950 Hamel D3/319
D254,122 S * 2/1980 Wintz D3/224
D266,115 S * 9/1982 Glenn, Sr. D3/295
D412,063 S * 7/1999 Thompson D3/319
8,468,740 B1 * 6/2013 Ryckman A01K 97/06
206/315.11

(*) Notice: This patent is subject to a terminal disclaimer.

* cited by examiner

Primary Examiner — Holly Baynham
(74) *Attorney, Agent, or Firm* — Lane Powell, P.C.

(**) Term: **15 Years**

(57) **CLAIM**

The ornamental design for an insert for tackle box, as shown.

(21) Appl. No.: **29/563,910**

DESCRIPTION

(22) Filed: **May 9, 2016**

FIG. 1 is an isometric view of the insert for tackle box;
FIG. 2 is a top view thereof;
FIG. 3 is a bottom view thereof;
FIG. 4 is a front view thereof;
FIG. 5 is a back view thereof;
FIG. 6 is a left side view thereof; and,
FIG. 7 is a right side view thereof.

(51) **LOC (11) Cl.** **03-01**

The broken line showing of a tackle box is included for the purpose of illustrating environment and forms no part of the claimed design.


(52) **U.S. Cl.**

USPC **D3/318; D3/260**

(58) **Field of Classification Search**

USPC **D3/260, 318**

1 Claim, 2 Drawing Sheets



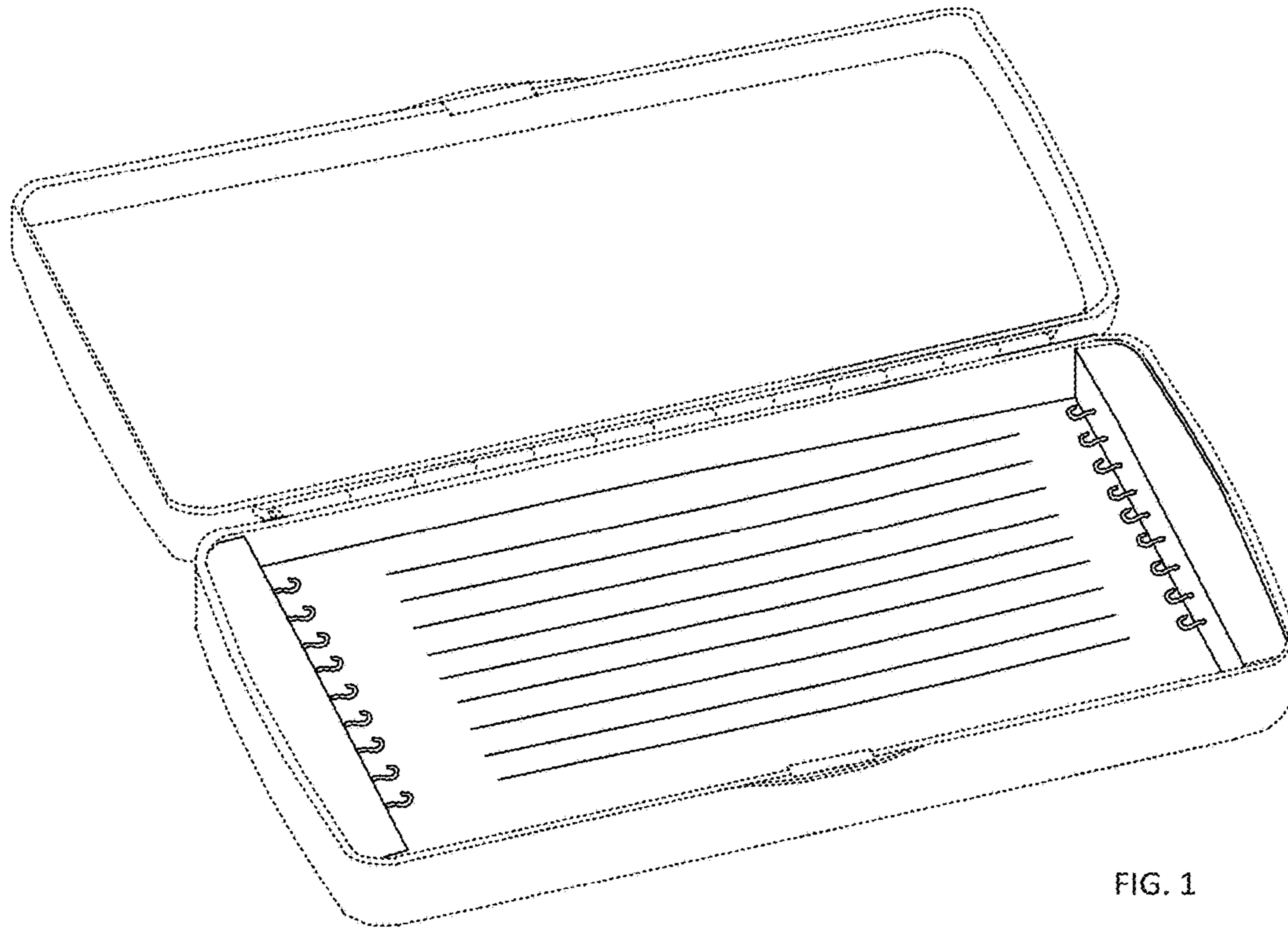


FIG. 1

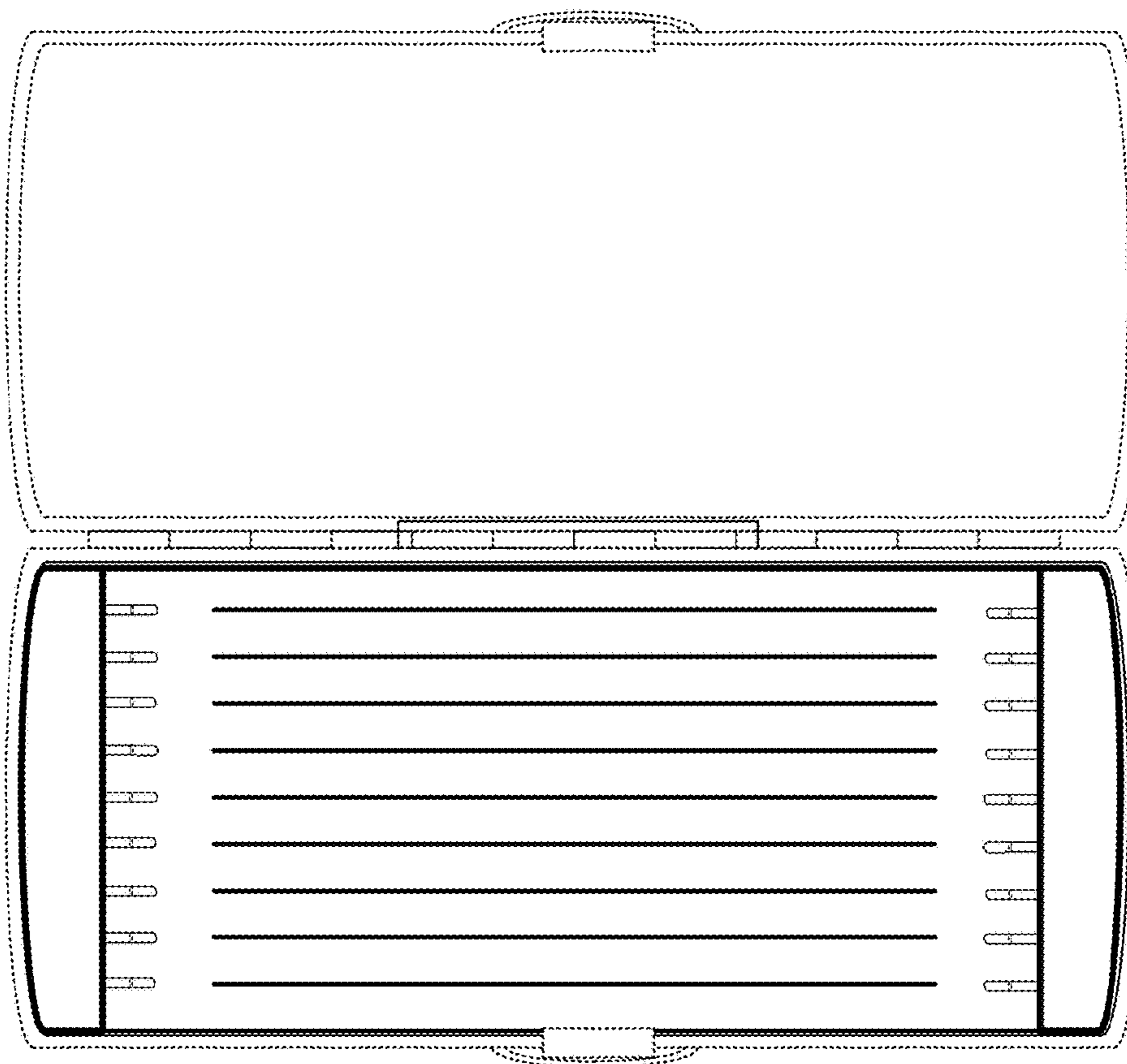


FIG. 2

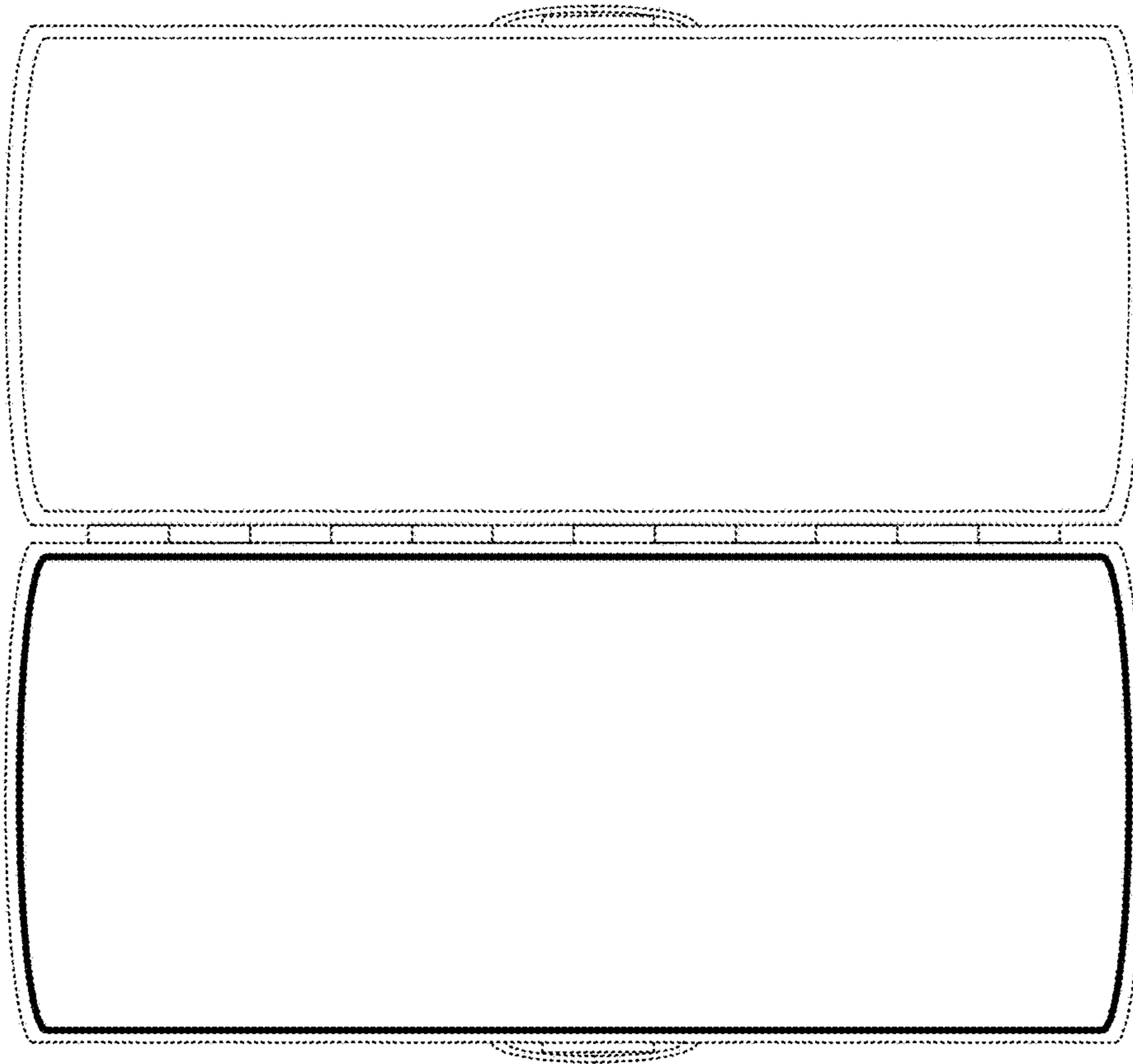


FIG. 3




FIG. 4




FIG. 5

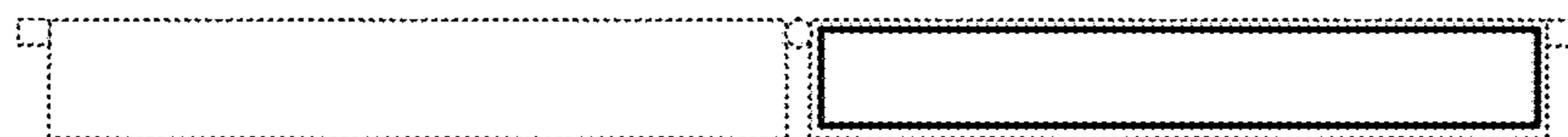


FIG. 6



FIG. 7