



US00D838960S

(12) **United States Design Patent**
Ammon

(10) **Patent No.:** **US D838,960 S**

(45) **Date of Patent:** **** Jan. 29, 2019**

(54) **FOOTWEAR UPPER**

(71) Applicant: **TBL Licensing LLC**, Stratham, NH
(US)

(72) Inventor: **Stephen Douglas Ammon**, Merrimac,
MA (US)

(73) Assignee: **TBL Licensing LLC**, Stratham, NH
(US)

(**) Term: **15 Years**

(21) Appl. No.: **29/647,512**

(22) Filed: **May 14, 2018**

Related U.S. Application Data

(62) Division of application No. 29/583,937, filed on Nov.
10, 2016, now Pat. No. Des. 826,534.

(51) **LOC (11) Cl.** **02-99**

(52) **U.S. Cl.**
USPC **D2/972**

(58) **Field of Classification Search**

USPC D2/902, 906-908, 923, 944, 946, 969,
D2/972-975, 978; D5/7, 15, 46, 47, 49,
D5/53

CPC ... A43B 13/181; A43B 13/141; A43B 13/186;
A43B 13/188; A43B 23/00; A43B 23/02;
A43B 5/00; A43B 23/26; A43B 1/04;
A43B 11/14; A43B 7/00; A43B 3/12;
A43C 3/00; A43C 5/00; A43C 7/00;
A43C 11/004

See application file for complete search history.

(56) **References Cited**

U.S. PATENT DOCUMENTS

D11,563 S * 12/1879 Maertens D5/47
D11,670 S * 3/1880 Conde D5/47
D14,002 S * 6/1883 Conde D5/47
D100,536 S * 7/1936 Beniston D5/47

D185,016 S * 4/1959 McCord D5/53
D428,245 S * 7/2000 Brown D2/972
D498,583 S * 11/2004 Yun A43B 7/085
D2/972
D499,250 S * 12/2004 Smith D2/972
D532,590 S * 11/2006 Belley D2/969
D578,294 S * 10/2008 Mervar D2/969
D595,499 S * 7/2009 Dekovic D2/972
D707,436 S * 6/2014 Seamarks D2/972
D707,947 S * 7/2014 Seamarks D2/972
D713,632 S * 9/2014 da Costa Pereira Machado
D2/972
D768,977 S * 10/2016 Seamarks D2/972
D783,983 S * 4/2017 Yun D2/972
D790,198 S * 6/2017 Chang D2/972

(Continued)

Primary Examiner — Dominic V Simone

(74) *Attorney, Agent, or Firm* — Lerner, David,
Littenberg, Krumholz & Mentlik, LLP

(57) **CLAIM**

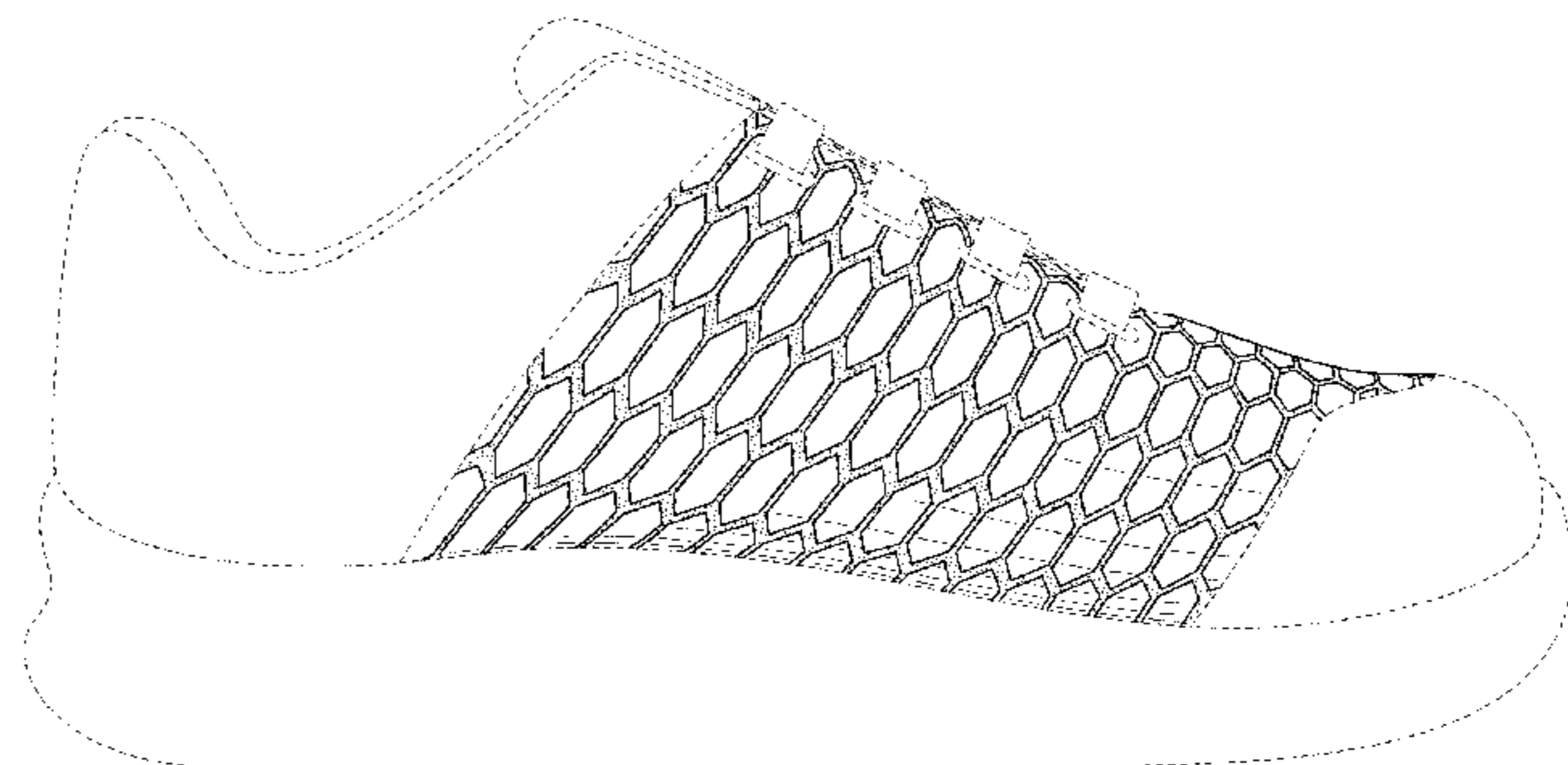

The ornamental design for a footwear upper, as shown and
described.

DESCRIPTION

FIG. 1 is a perspective view of a footwear upper in accordance with a fourth embodiment of our design;
FIG. 2 is a front elevational view of the footwear upper in accordance with the fourth embodiment;
FIG. 3 is a back elevational view of the footwear upper in accordance with the fourth embodiment;
FIG. 4 is a left side view of the footwear upper in accordance with the fourth embodiment;
FIG. 5 is a right side view of the footwear upper in accordance with the fourth embodiment; and,
FIG. 6 is a top view of the footwear upper in accordance with the fourth embodiment.

Broken lines are environmental only and form no part of the claimed design. Broken lines adjacent shaded areas of the design represent the bounds of the claimed design and are not themselves a part of the claimed design.

1 Claim, 5 Drawing Sheets



(56)

References Cited

U.S. PATENT DOCUMENTS

D802,901 S	*	11/2017	Chang	D2/972
D802,905 S	*	11/2017	Chang	D2/972
D805,289 S	*	12/2017	Mariscal	D2/972
D805,754 S	*	12/2017	Mariscal	D2/972
D811,069 S	*	2/2018	Small	D2/972

* cited by examiner

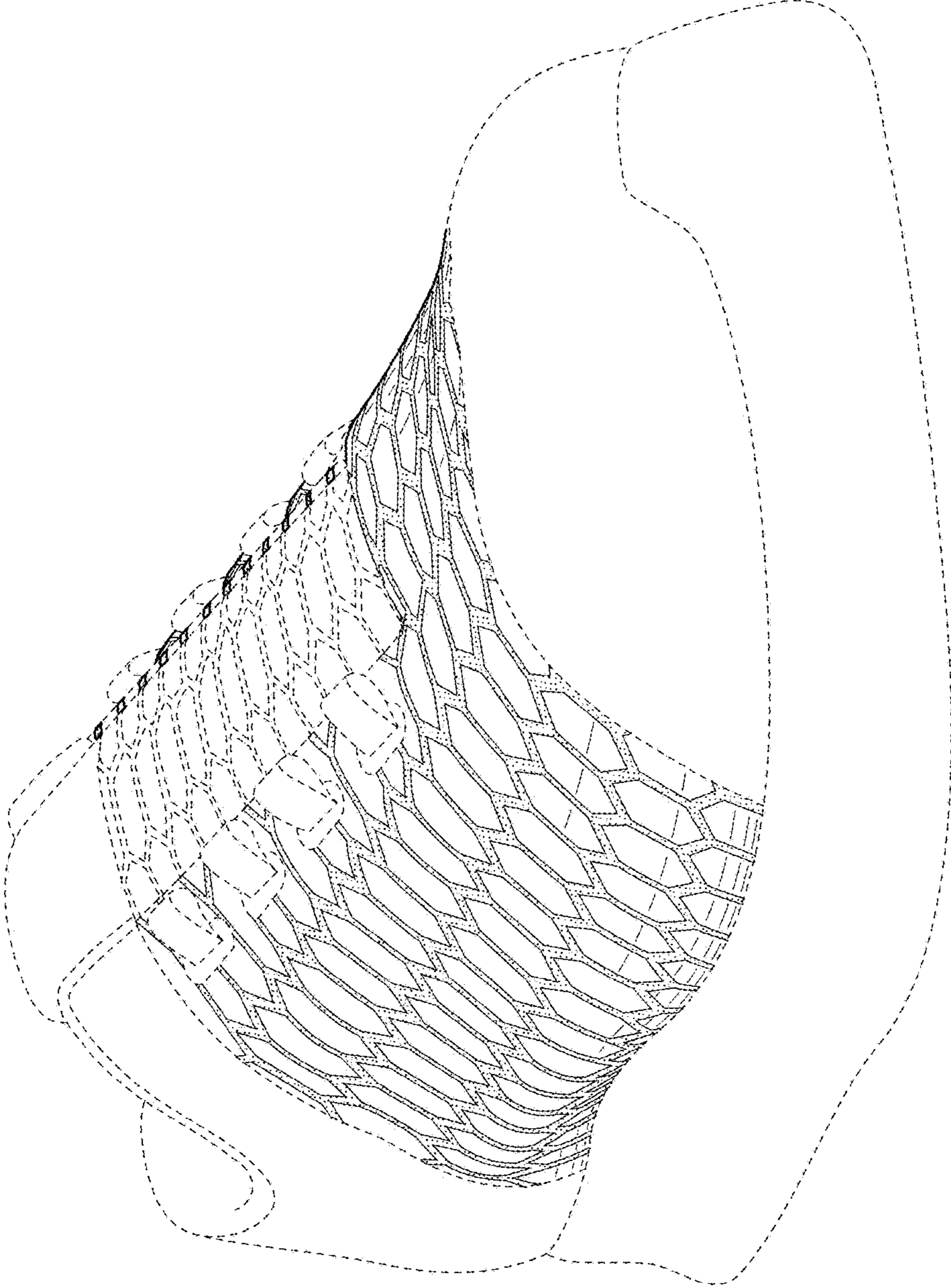


FIG. 1

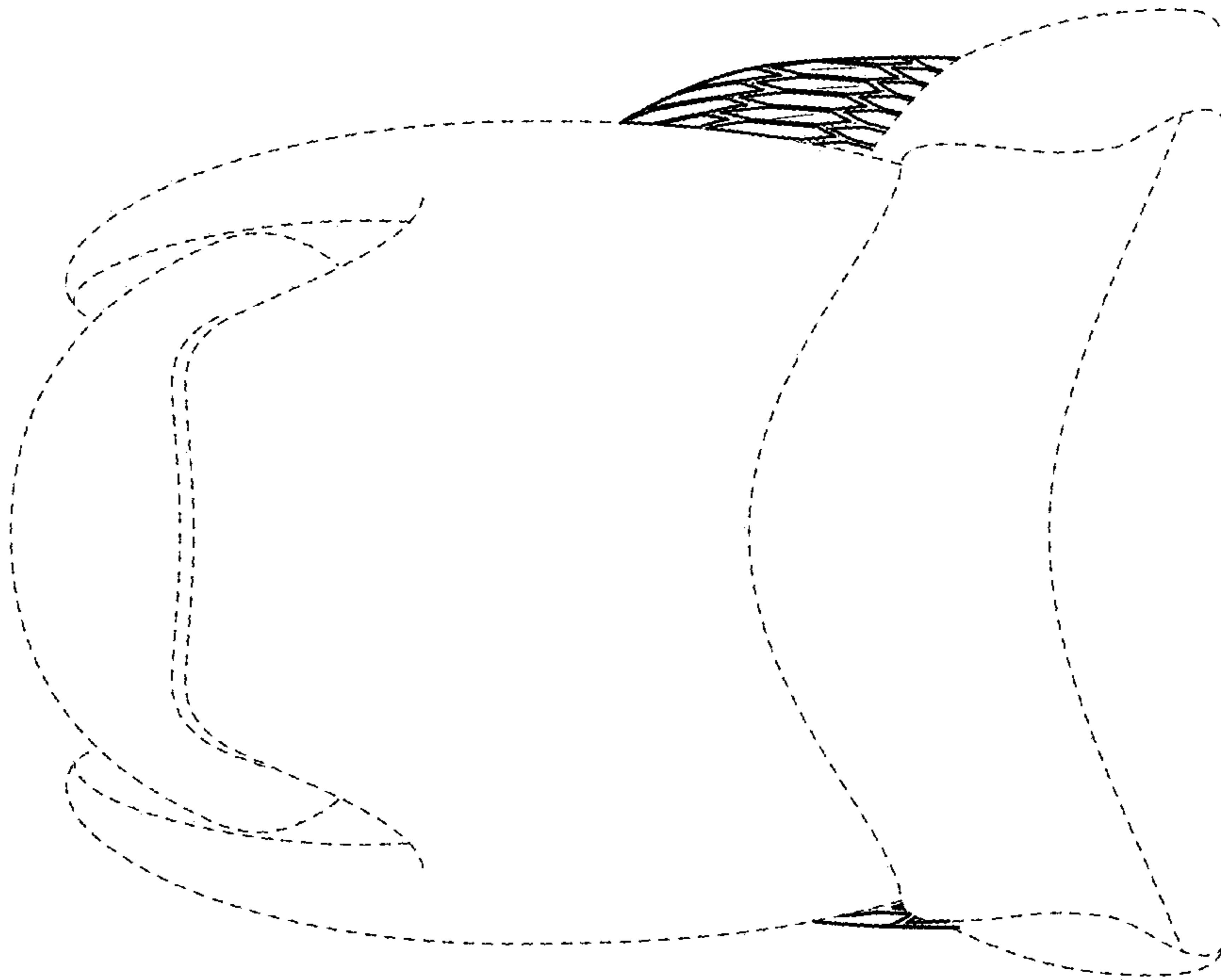


FIG. 3

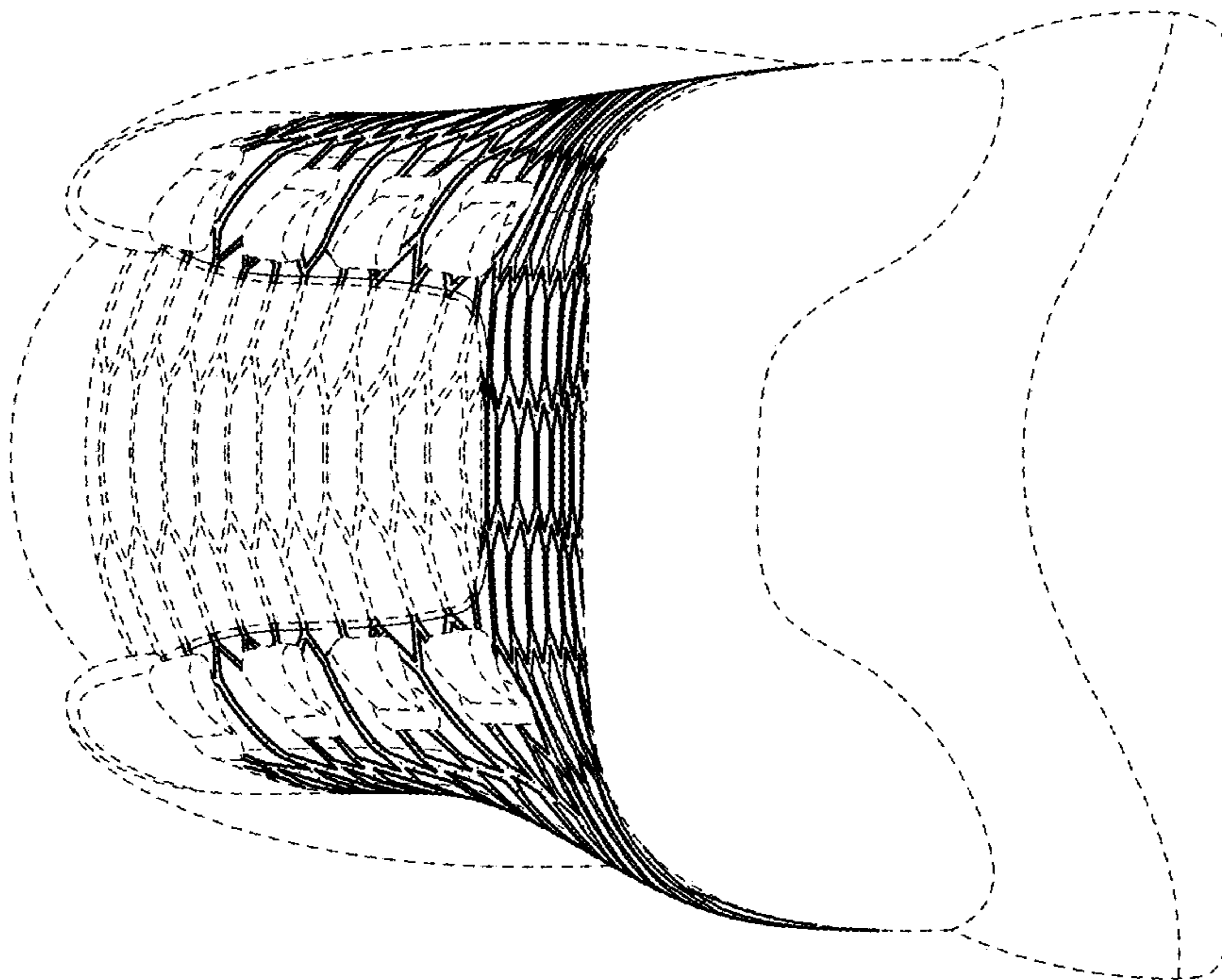


FIG. 2

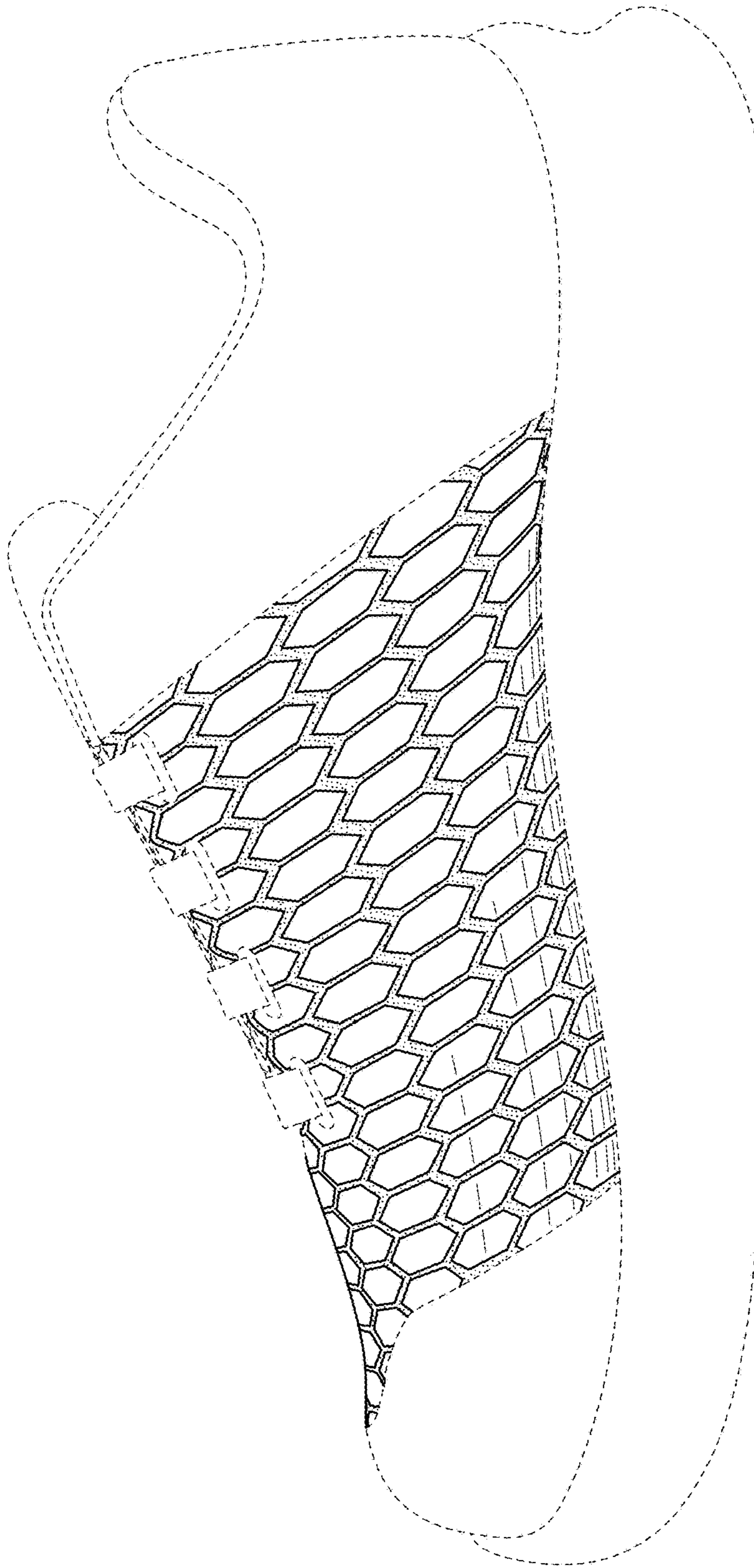


FIG. 4

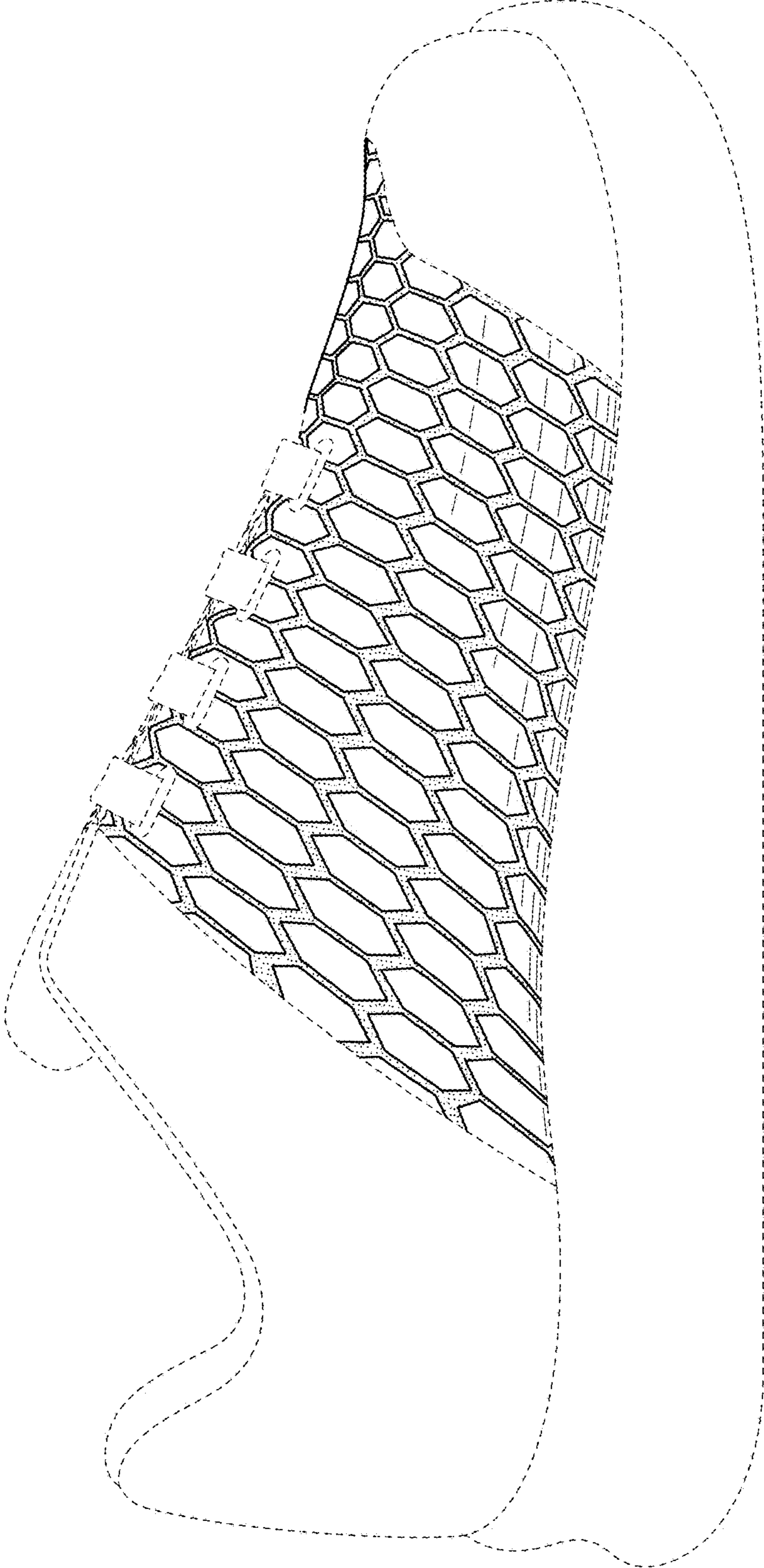


FIG. 5

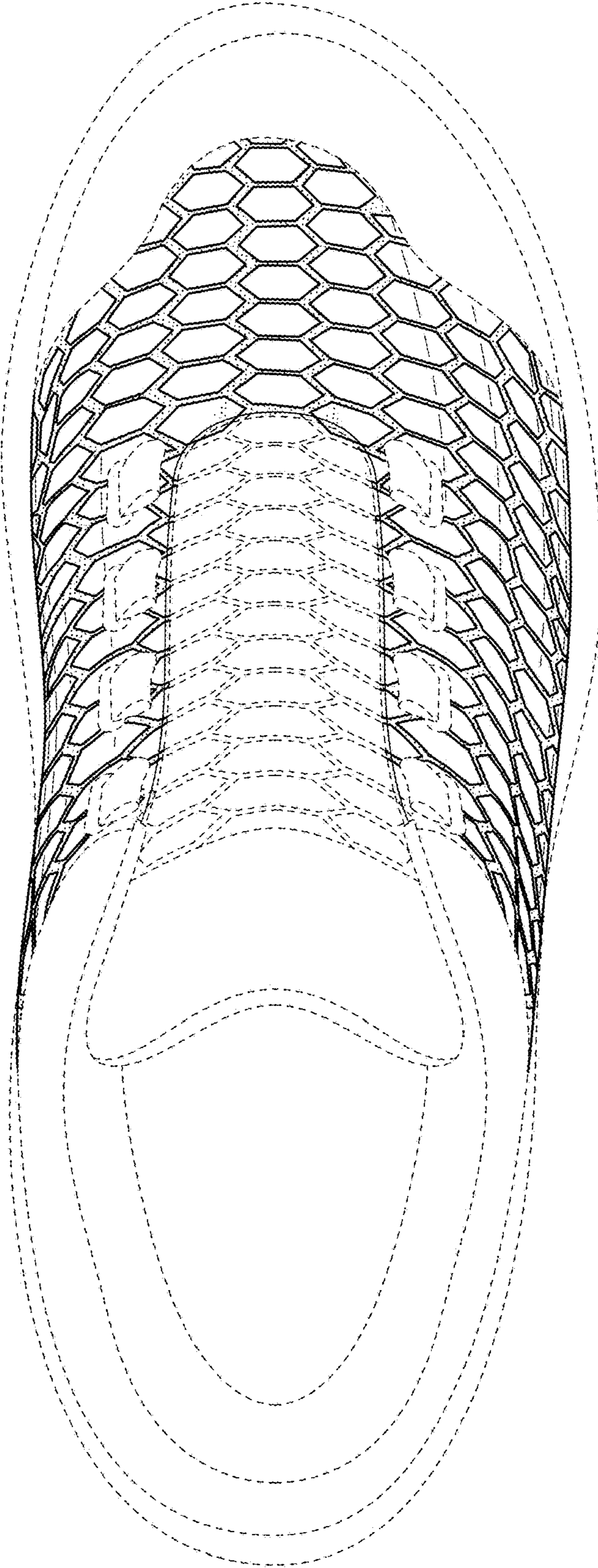


FIG. 6