



US00D838949S

(12) **United States Design Patent** (10) **Patent No.:** **US D838,949 S**
Sassi (45) **Date of Patent:** **** Jan. 29, 2019**

(54) **SHOE**
(71) Applicant: **VALENTINO S.p.A.**, Milan (IT)
(72) Inventor: **Stefano Sassi**, Milan (IT)
(73) Assignee: **VALENTINO S.p.A.**, Milan (IT)
(**) Term: **15 Years**
(21) Appl. No.: **29/584,929**
(22) Filed: **Nov. 18, 2016**
(30) **Foreign Application Priority Data**

D418,668 S * 1/2000 von Conta D2/902
D427,758 S * 7/2000 Schneider D2/951
D435,333 S * 12/2000 Robbins D2/947
6,678,970 B2 * 1/2004 Liu A43B 7/12
36/12
D569,087 S * 5/2008 Ringholz D2/951
D633,708 S * 3/2011 Hatfield D2/972
D669,256 S * 10/2012 Castellon D2/951
D685,165 S * 7/2013 Taylor D2/912
D707,019 S * 6/2014 Allen D2/910
D729,503 S * 5/2015 Carroll D2/902
D759,948 S * 6/2016 Sassi D2/902
D771,924 S * 11/2016 Radabaugh D2/970
D774,286 S * 12/2016 Sassi D2/908
D779,181 S * 2/2017 Sassi D2/957
D787,169 S * 5/2017 Sassi D2/947
D787,803 S * 5/2017 Lee D2/972

May 20, 2016 (IT) 402016000051968
(51) **LOC (11) Cl.** **02-04**
(52) **U.S. Cl.**
USPC **D2/944**; D2/902; D2/911
(58) **Field of Classification Search**
USPC D2/896, 897, 900, 902, 907, 908, 909,
D2/912, 919, 920, 923, 929, 942, 943,
D2/944, 945, 946, 951, 953, 955, 960,
D2/969, 972, 974, 976
CPC A43B 1/04; A43B 5/06; A43B 5/10; A43B
23/24
See application file for complete search history.

* cited by examiner


Primary Examiner — Shannon W Morgan
Assistant Examiner — Clare Ann Gannon
(74) *Attorney, Agent, or Firm* — Thomas | Horstemeyer,
LLP

(56) **References Cited**
U.S. PATENT DOCUMENTS
1,952,628 A * 3/1934 MacDonald A43B 5/10
12/142 E
2,869,253 A * 1/1959 Sachs A43B 7/06
36/3 A
D335,949 S * 6/1993 Rogers D2/972
D388,241 S * 12/1997 Merceron D2/959

(57) **CLAIM**
The ornamental design for a shoe, as shown and described.

DESCRIPTION
FIG. 1 is a perspective view of a shoe of my new design;
FIG. 2 is a front view thereof;
FIG. 3 is a rear view thereof;
FIG. 4 is a left side view thereof;
FIG. 5 is a right side view thereof;
FIG. 6 is a top view thereof; and,
FIG. 7 is a bottom view thereof.
The broken lines shown in the drawings illustrate portions of
the shoe that form no part of the claimed design.

1 Claim, 7 Drawing Sheets






FIG. 1

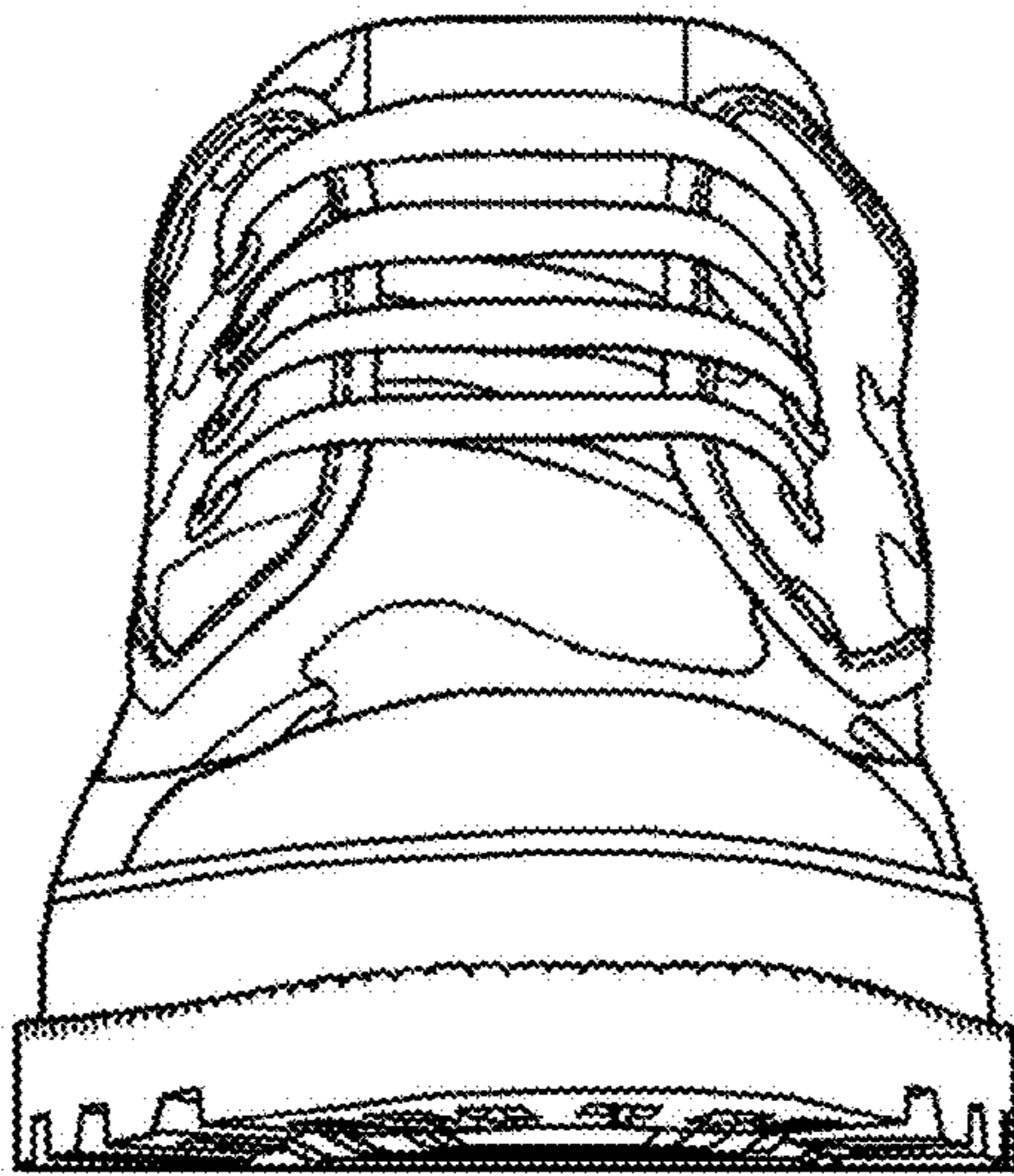


FIG. 2

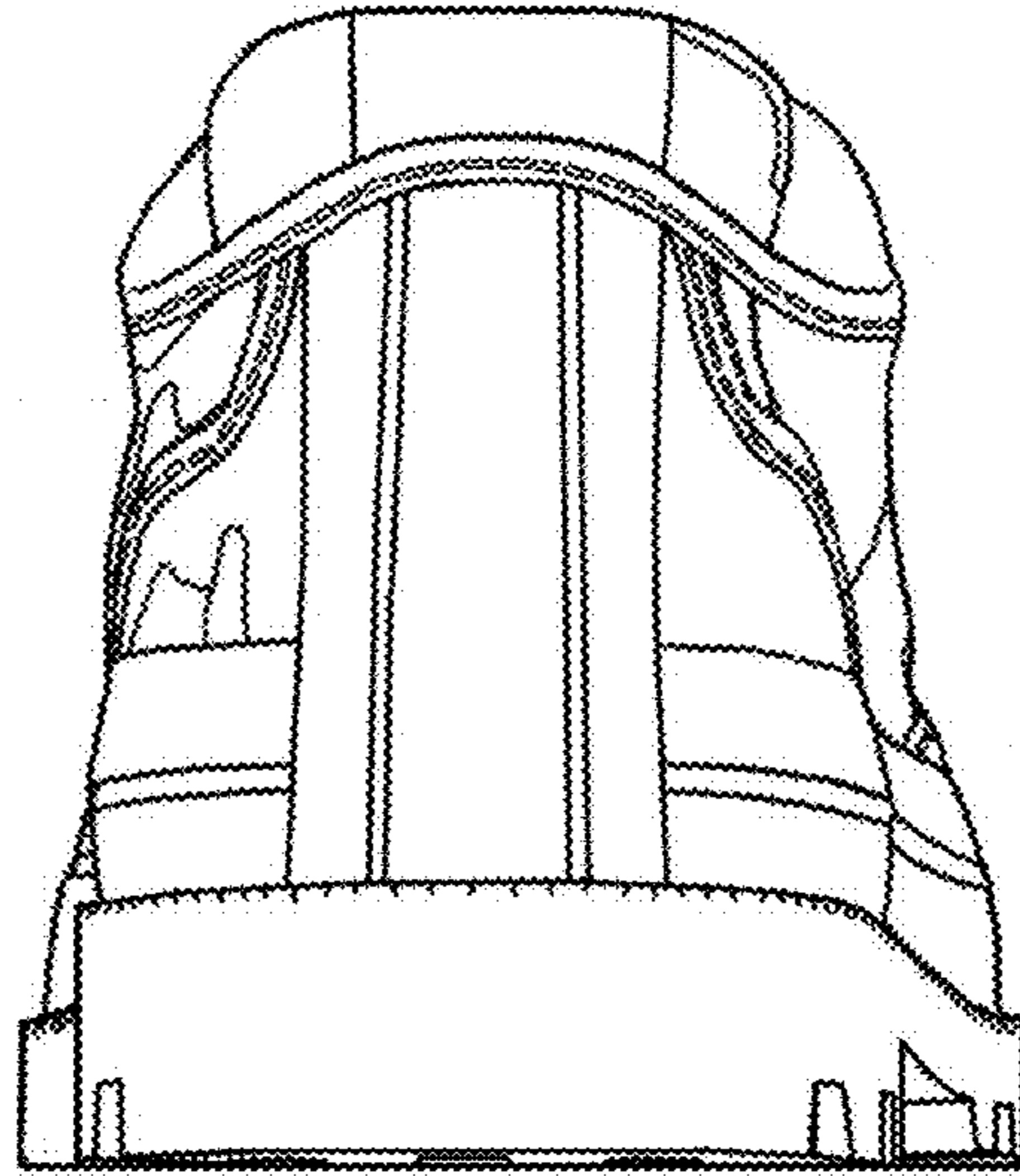


FIG. 3




FIG. 4




FIG. 5

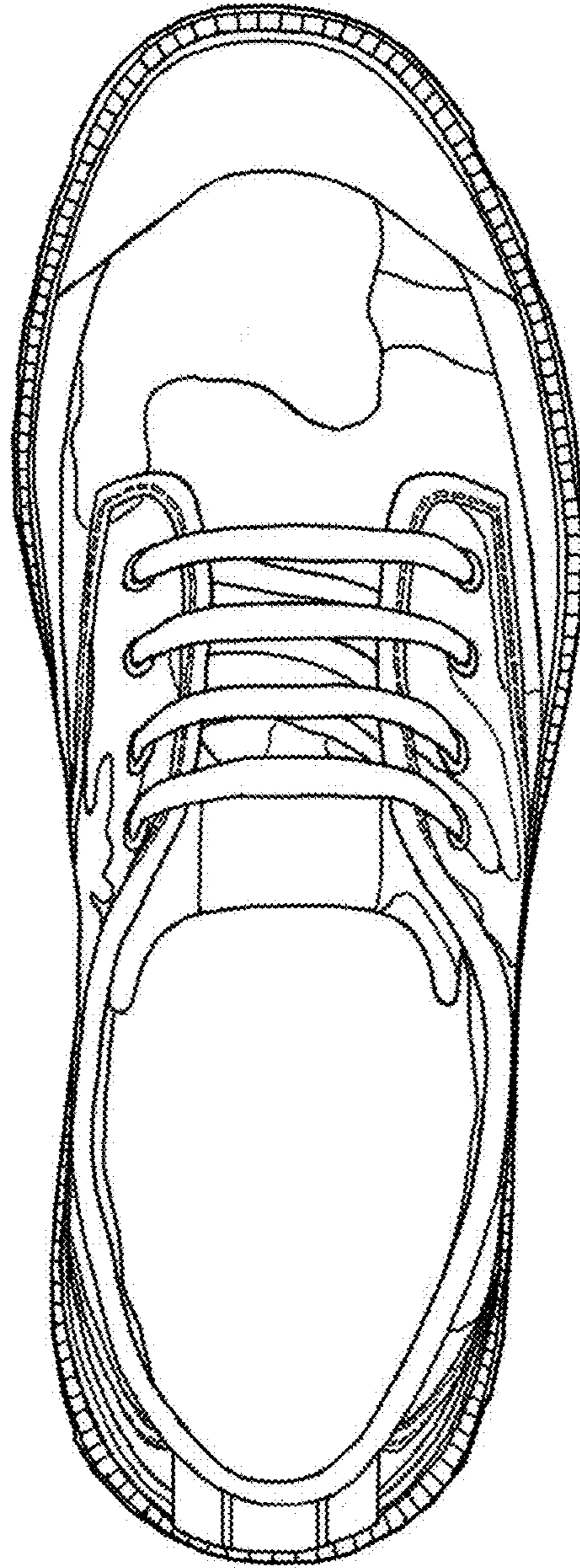


FIG. 6

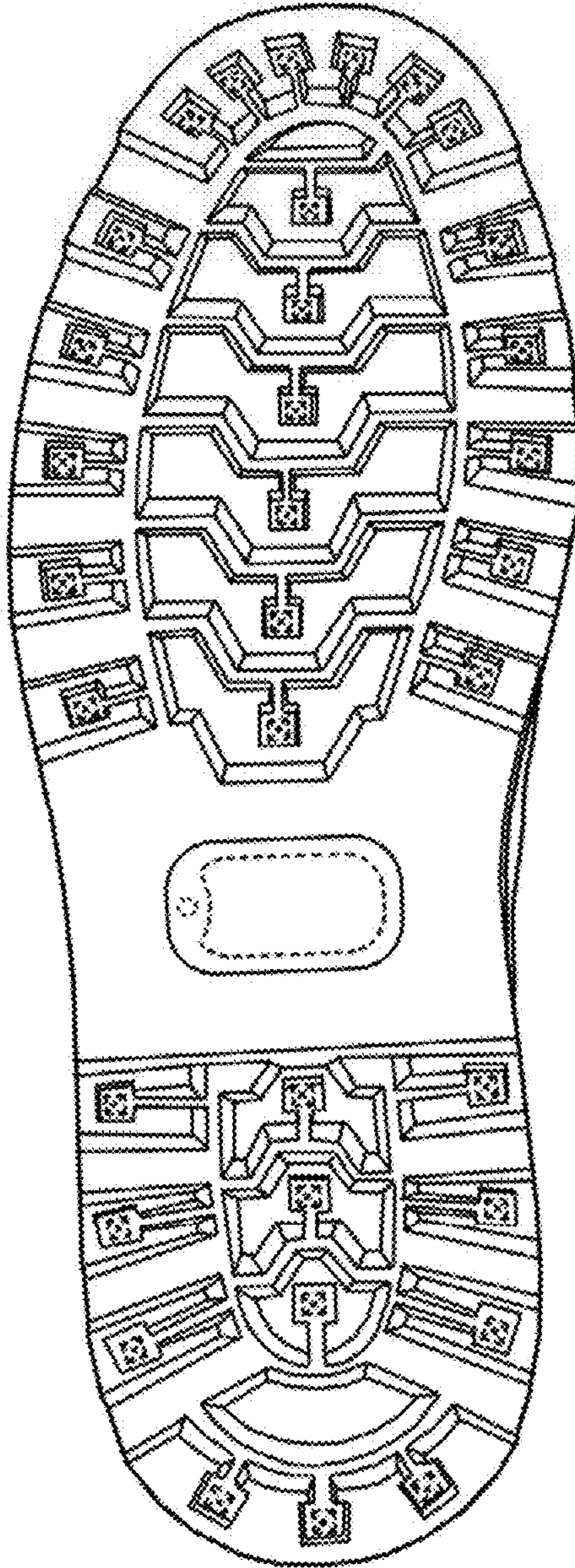


FIG. 7