



US00D838942S

(12) **United States Design Patent**  
**Sassi**

(10) **Patent No.:** **US D838,942 S**  
(45) **Date of Patent:** **\*\* Jan. 29, 2019**

- (54) **SHOE**
- (71) Applicant: **VALENTINO S.p.A.**, Milan (IT)
- (72) Inventor: **Stefano Sassi**, Milan (IT)
- (73) Assignee: **VALENTINO S.p.A.**, Milan (IT)
- (\*\*) Term: **15 Years**
- (21) Appl. No.: **29/627,078**
- (22) Filed: **Nov. 22, 2017**

(30) **Foreign Application Priority Data**

May 23, 2017 (IT) ..... 402017000055682

(51) **LOC (11) Cl.** ..... **02-04**

(52) **U.S. Cl.**  
USPC ..... **D2/896; D2/943; D2/959**

(58) **Field of Classification Search**  
USPC ..... D2/896-900, 909, 910, 916-918, 943,  
D2/946, 959, 969-971  
CPC .. A43B 3/12; A43B 3/122; A43B 3/10; A43B  
23/24  
See application file for complete search history.

(56) **References Cited**

**U.S. PATENT DOCUMENTS**

D91,535 S \* 2/1934 Morali ..... D2/932  
D406,443 S \* 3/1999 Van Dyke ..... D2/916

D552,841 S \* 10/2007 Choi ..... D2/971  
D653,840 S \* 2/2012 Keen ..... D2/907  
D664,332 S \* 7/2012 Garcia Mira ..... D2/925  
D699,021 S \* 2/2014 Sassi ..... D2/910  
D699,022 S \* 2/2014 Sassi ..... D2/910  
D707,926 S \* 7/2014 Louboutin ..... D2/923  
D710,575 S \* 8/2014 Hardy ..... D2/896  
D723,252 S \* 3/2015 VanHorn ..... D2/923  
D740,000 S \* 10/2015 Sassi ..... D2/929  
D765,956 S \* 9/2016 Sassi ..... D2/939  
D779,796 S \* 2/2017 Sassi ..... D2/929  
D804,157 S \* 12/2017 Pierone ..... D2/947

\* cited by examiner

*Primary Examiner* — Rashida C. Walshon

(74) *Attorney, Agent, or Firm* — Thomas | Horstemeyer, LLP

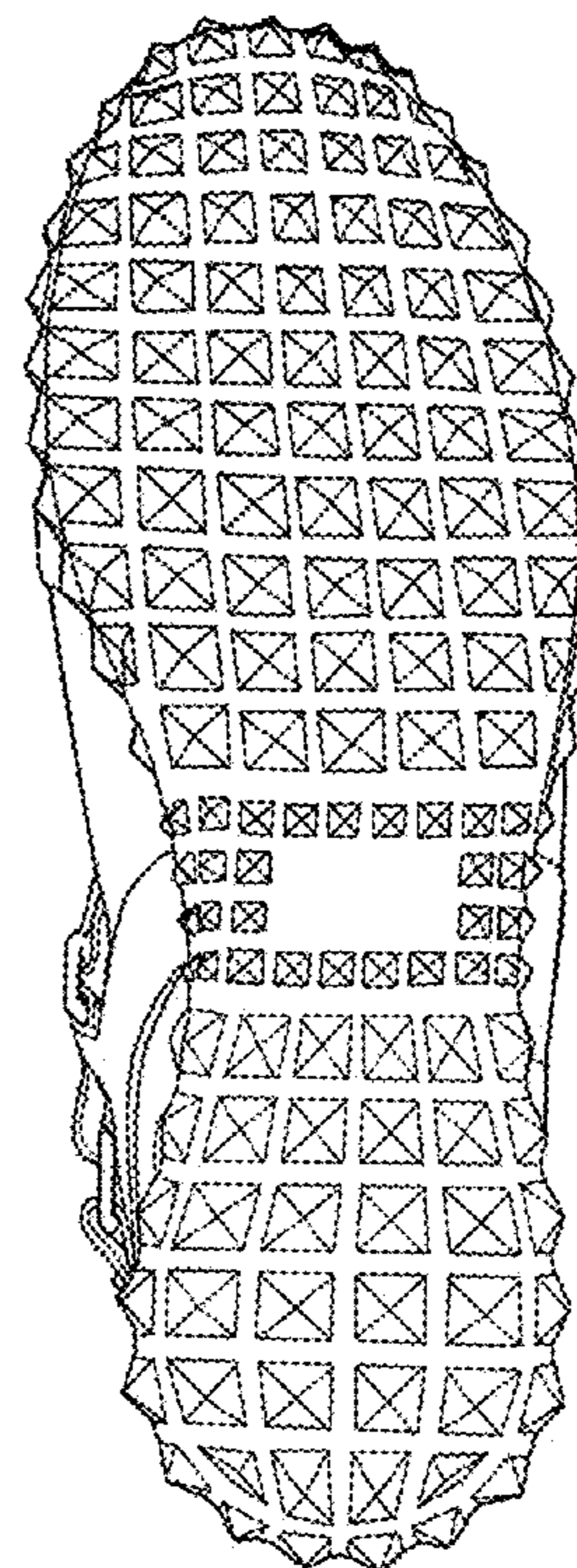

(57) **CLAIM**

The ornamental design for a shoe, as shown and described.

**DESCRIPTION**

FIG. 1 is a perspective view of a shoe showing my new design;  
FIG. 2 is a front elevational view thereof;  
FIG. 3 is a rear elevational view thereof, opposite that of FIG. 2;  
FIG. 4 is a side elevational view thereof;  
FIG. 5 is a side elevational view thereof, from a side opposite that of FIG. 4;  
FIG. 6 is a top view thereof; and,  
FIG. 7 is a bottom view thereof, opposite that of FIG. 6.

**1 Claim, 7 Drawing Sheets**






FIG. 1

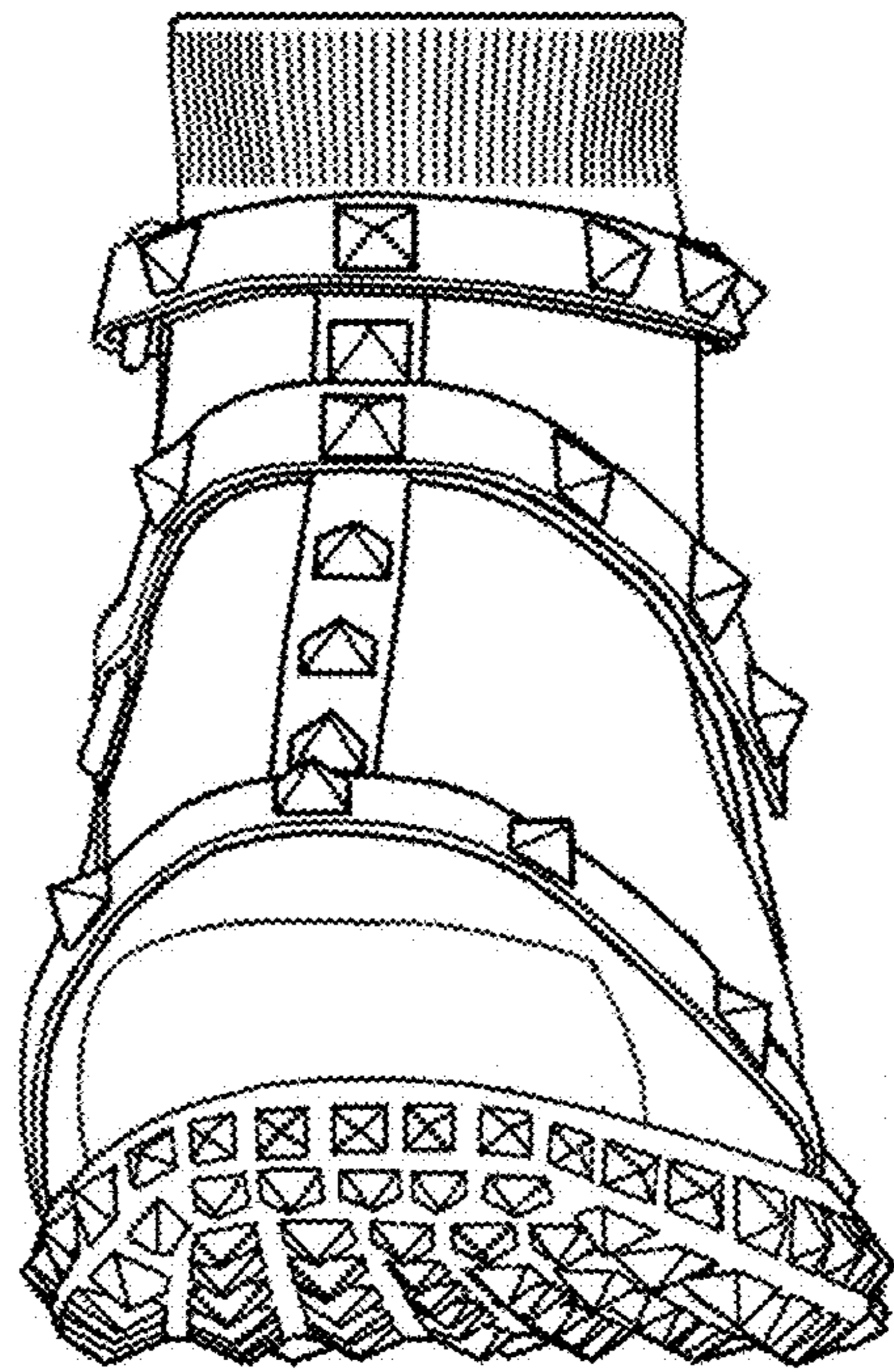


FIG. 2

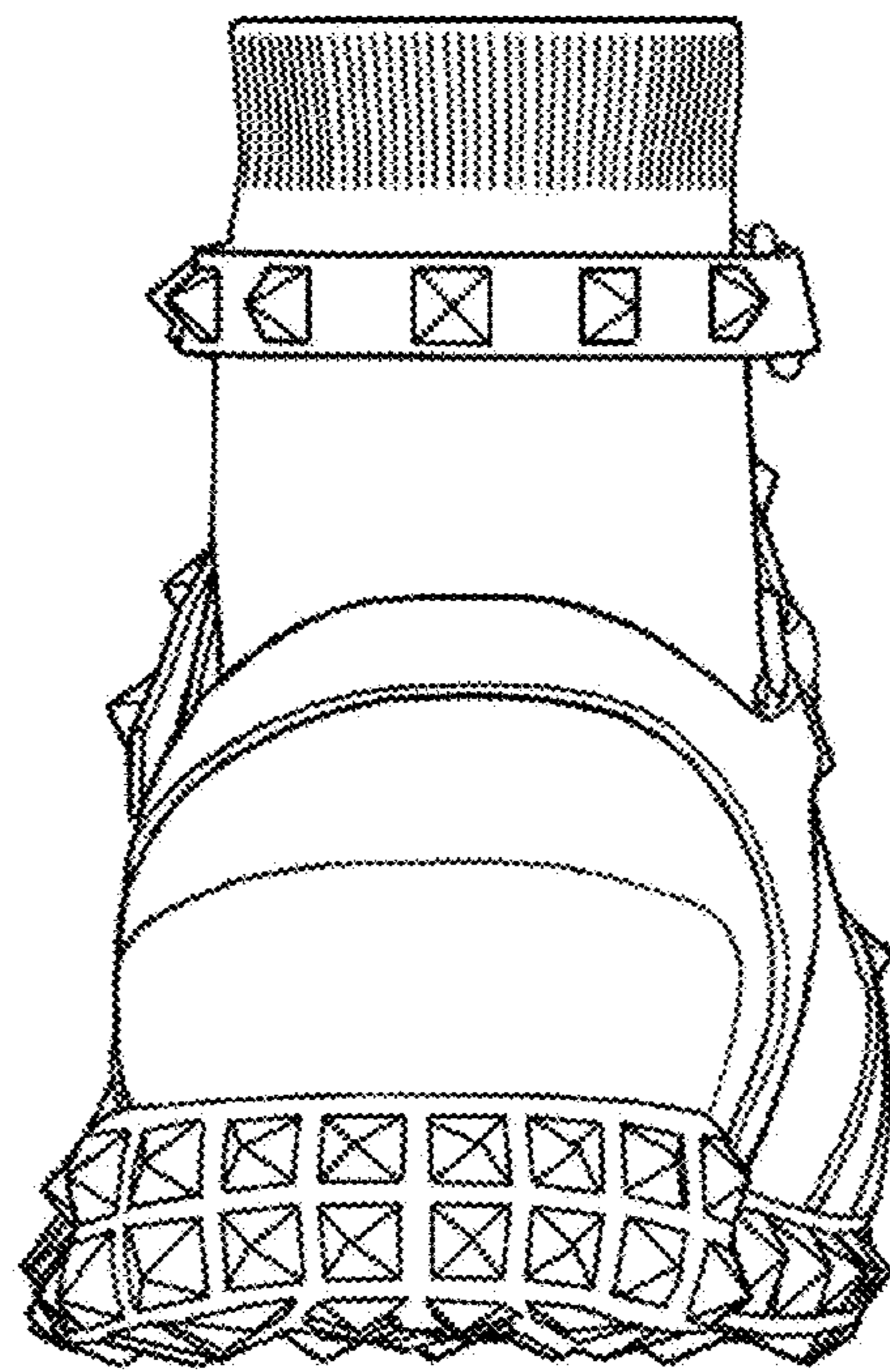


FIG. 3

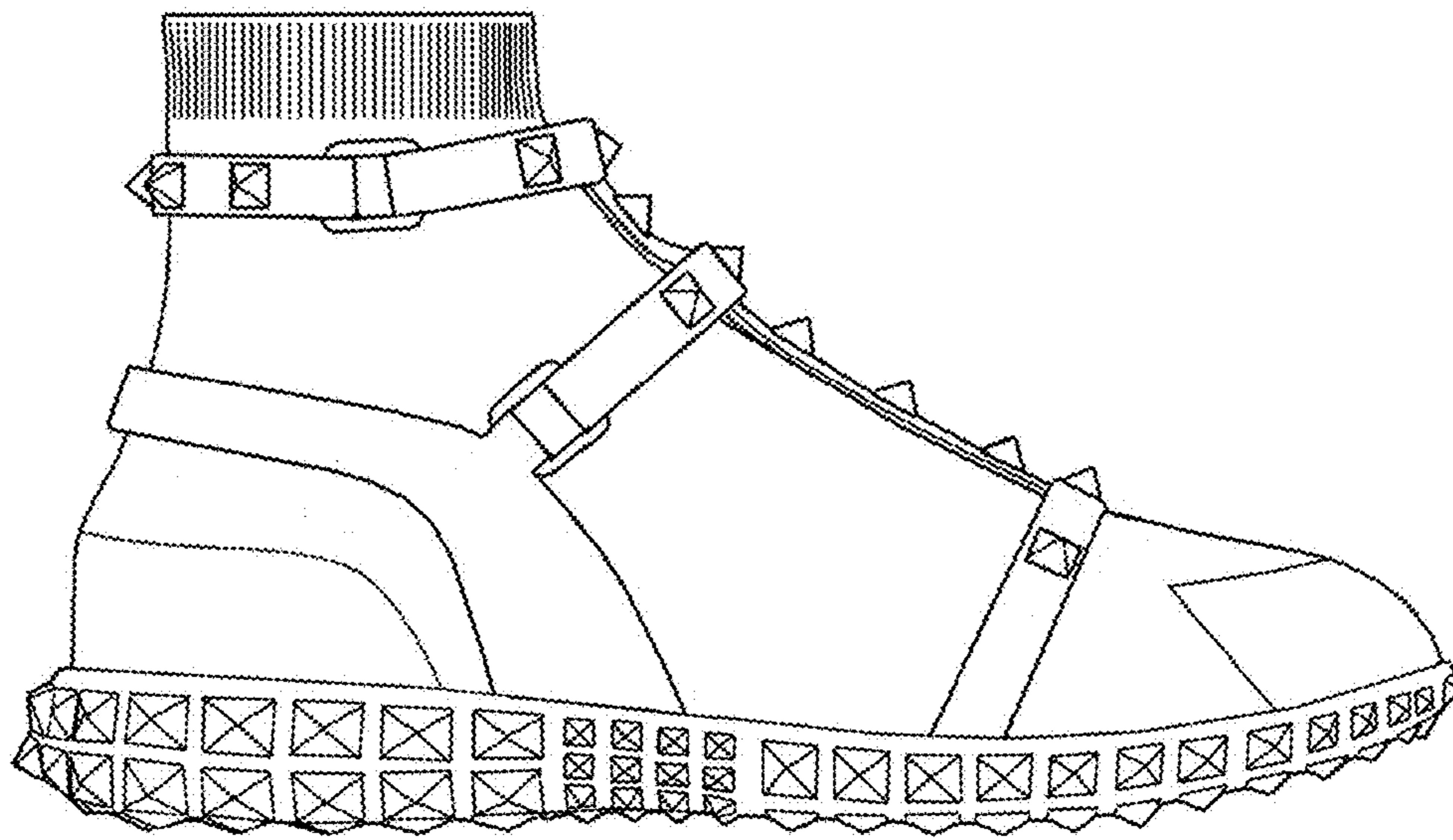


FIG. 4




FIG. 5

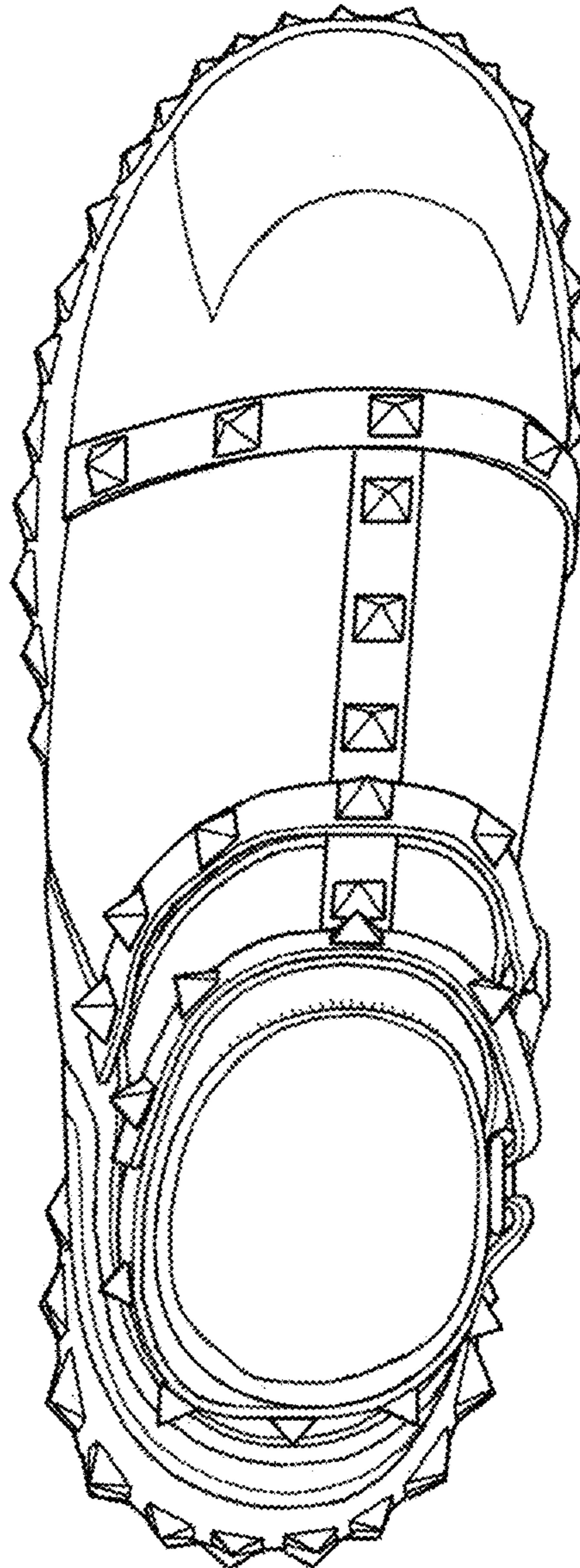


FIG. 6

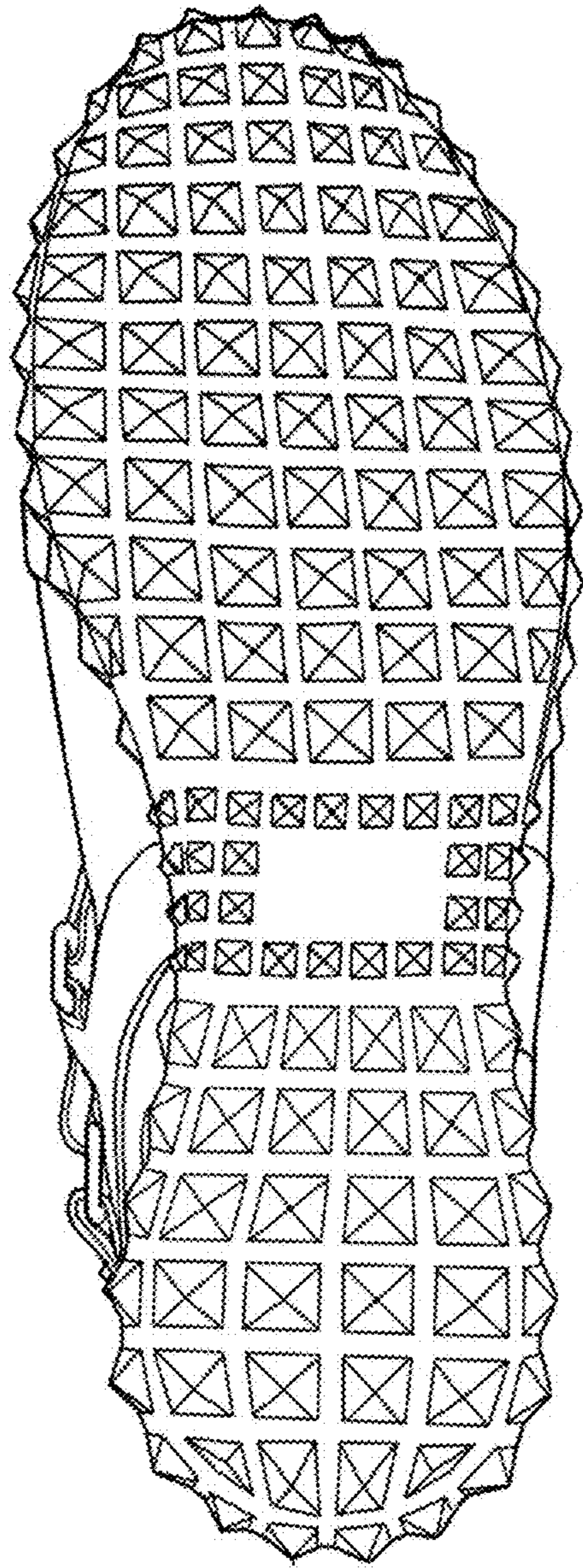


FIG. 7