



US00D838919S

(12) **United States Design Patent**
Bonzagni et al.

(10) **Patent No.:** **US D838,919 S**
(45) **Date of Patent:** **** Jan. 22, 2019**

(54) **GOLF GLOVE**

D583,508 S 12/2008 Sun
D583,511 S 12/2008 Litke et al.
D583,513 S 12/2008 Litke

(71) Applicant: **Acushnet Company**, Fairhaven, MA
(US)

(Continued)

(72) Inventors: **Maria A. Bonzagni**, Marshfield, MA
(US); **Donald F. Zabkar, Jr.**, Newport,
RI (US); **Supattra Chongjaroen**,
Phapradang (TH)

OTHER PUBLICATIONS

Bionic Gloves Golf Glove, posted at amazon.com, posting date Jul.
25, 2017, [online], [site visited Sep. 18, 2018]. Available from
Internet, URL: <https://www.amazon.com/dp/B06Y4B4KP4/> (Year:
2017).*

(Continued)

(73) Assignee: **Acushnet Company**, Fairhaven, MA
(US)

(**) Term: **15 Years**

Primary Examiner — George D. Kirschbaum

Assistant Examiner — Maria J Edwards

(21) Appl. No.: **29/630,050**

(74) *Attorney, Agent, or Firm* — Daniel W. Sullivan

(22) Filed: **Dec. 19, 2017**

(57) **CLAIM**

The ornamental design for a golf glove, as shown and
described.

Related U.S. Application Data

DESCRIPTION

(63) Continuation of application No. 29/563,485, filed on
May 5, 2016, now Pat. No. Des. 806,320.

(51) **LOC (11) Cl.** **02-06**

(52) **U.S. Cl.**
USPC **D29/116.2; D2/617**

(58) **Field of Classification Search**
USPC D29/100, 113, 114, 115, 116.2; D2/617
CPC A63B 71/146
See application file for complete search history.

FIG. 1 is a top perspective view of the palm of the golf glove
of this invention;
FIG. 2 is an elevation view of the finger-tip end of the golf
glove of this invention;
FIG. 3 is a plan view of the palm of the golf glove of this
invention;
FIG. 4 is an elevation view of the wrist end of the golf glove
of this invention;
FIG. 5 is a thumb-side elevation view of the golf glove of
this invention; and,
FIG. 6 is a little-finger-side elevation view of the golf glove
of this invention.

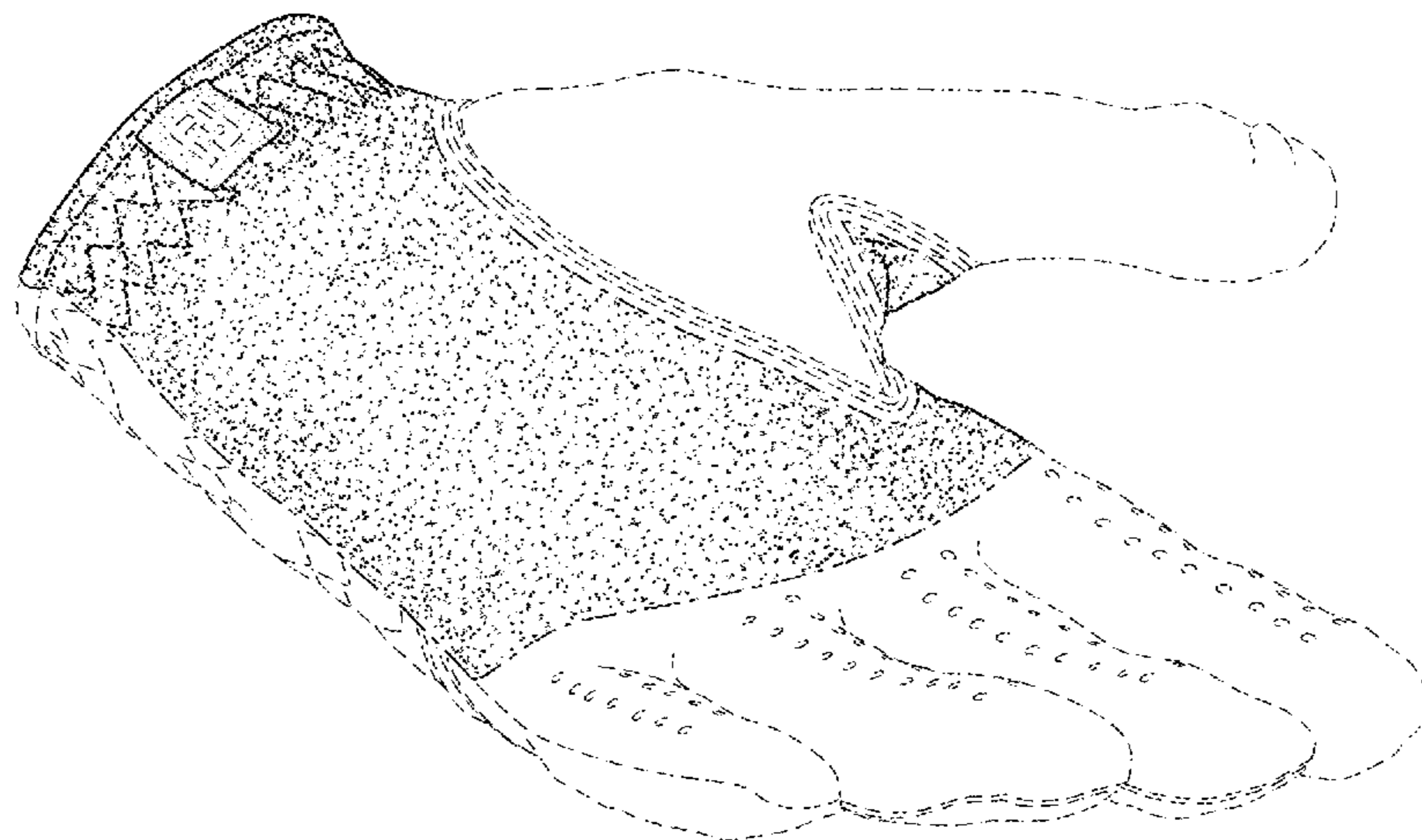
(56) **References Cited**

U.S. PATENT DOCUMENTS

D185,898 S * 8/1959 Zuckerwar D2/619
3,931,647 A * 1/1976 Dien A63B 71/146
2/161.1
5,708,979 A * 1/1998 Redwood A63B 71/146
2/161.1
6,154,885 A * 12/2000 Kobayashi A63B 71/146
2/161.2
D532,162 S 11/2006 Bonzagni et al.
D551,807 S * 9/2007 Litke D29/117.1

The dot-dash broken lines represent the bounds of the claim.
The dash-dash broken lines illustrate portions of the golf
glove and form no part of the claimed design. The heavier
dash-dash broken lines in the wrist portion of the glove
represent stitching and form part of the claimed design.

1 Claim, 3 Drawing Sheets



(56)

References Cited

U.S. PATENT DOCUMENTS

D608,952 S 1/2010 Litke et al.
 7,882,571 B2* 2/2011 Robba A63B 71/146
 2/161.1
 D639,512 S * 6/2011 Widdemer D29/116.2
 D654,658 S * 2/2012 Seuk D2/618
 D700,747 S 3/2014 Litke
 D700,748 S * 3/2014 Litke D29/116.2
 8,955,167 B2* 2/2015 Batista A41D 19/01558
 2/161.2
 D738,048 S * 9/2015 Kawiya D29/116.2
 D739,088 S * 9/2015 Litke D29/116.2
 9,155,349 B2* 10/2015 Madore A43B 3/0078
 D745,745 S * 12/2015 Bonzagni D29/116.2
 9,241,520 B2* 1/2016 Curl A41D 19/01582
 9,538,797 B2* 1/2017 Jones A41D 19/0013
 D794,872 S * 8/2017 Chongjaroen D29/116.2

D806,320 S * 12/2017 Bonzagni D29/116.2
 D812,844 S * 3/2018 Vargo D2/619
 2008/0109934 A1* 5/2008 Widdemer A41D 19/01523
 2/159

OTHER PUBLICATIONS

Callaway Golf 2017 Fusion Pro MH 17 Glove, posted at amazon.com, posting date Jun. 10, 2017, [online], [site visited Sep. 18, 2018]. Available from Internet, URL: <https://www.amazon.com/Callaway-Golf-2017-Fusion-Glove/dp/B07DP9RYDL> (Year: 2017).*
 FootJoy Contour FLX Golf Glove, posted at golfalot.com, posting date Feb. 26, 2018, [online], [site visited Sep. 18, 2018]. Available from Internet, URL: <http://www.golfalot.com/equipment-reviews/footjoy-contour-flx-golf-glove-review-3997.aspx> (Year: 2018).*
 Grip Boost Golf Glove 2.0, posted at gripboost.com, posting date not given, [online], [site visited Sep. 18, 2018]. Available from Internet, URL: <https://www.gripboost.com/products/grip-boost-second-skin-mens-golf-glove-2-0> (Year: 2018).*

* cited by examiner

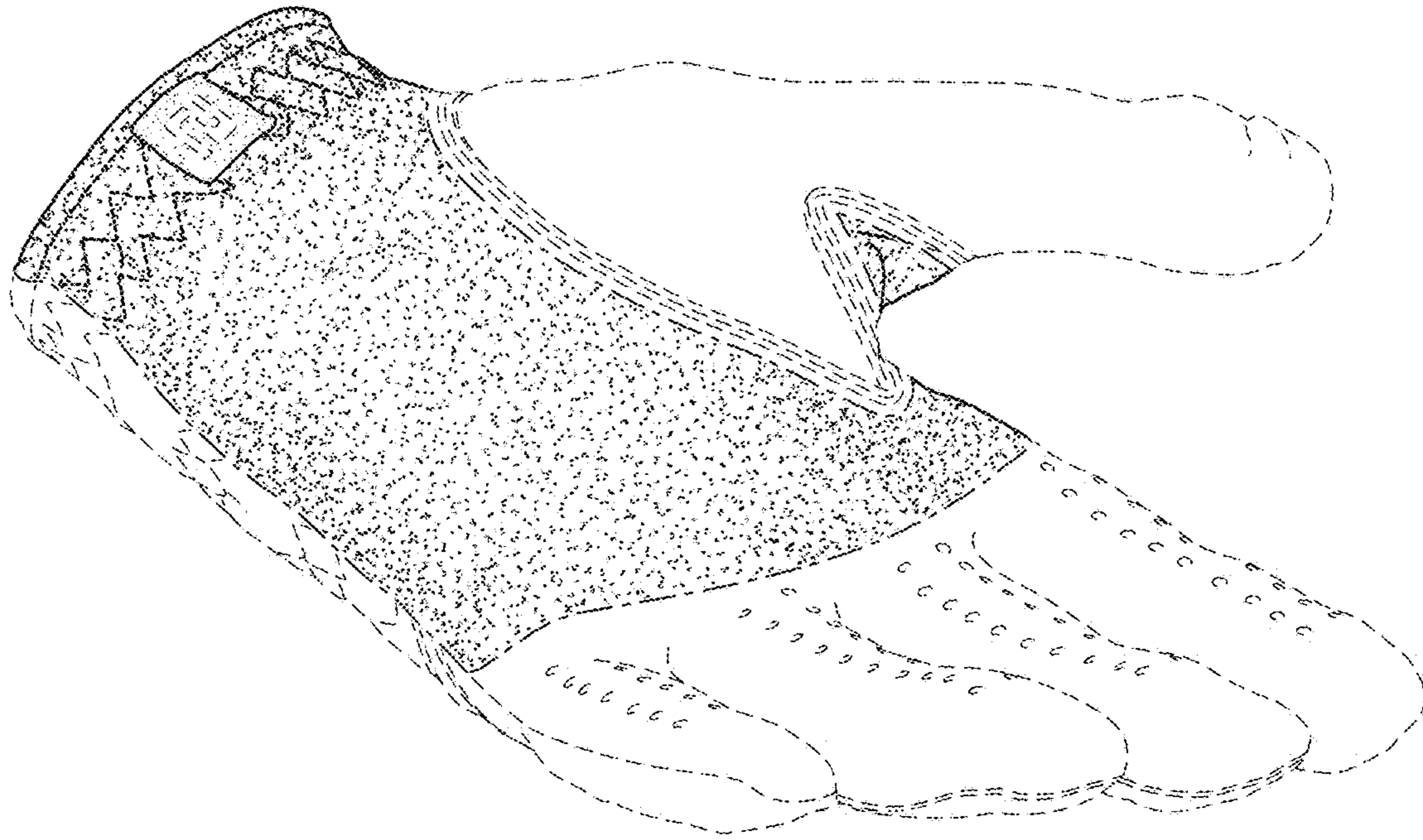


FIG. 1

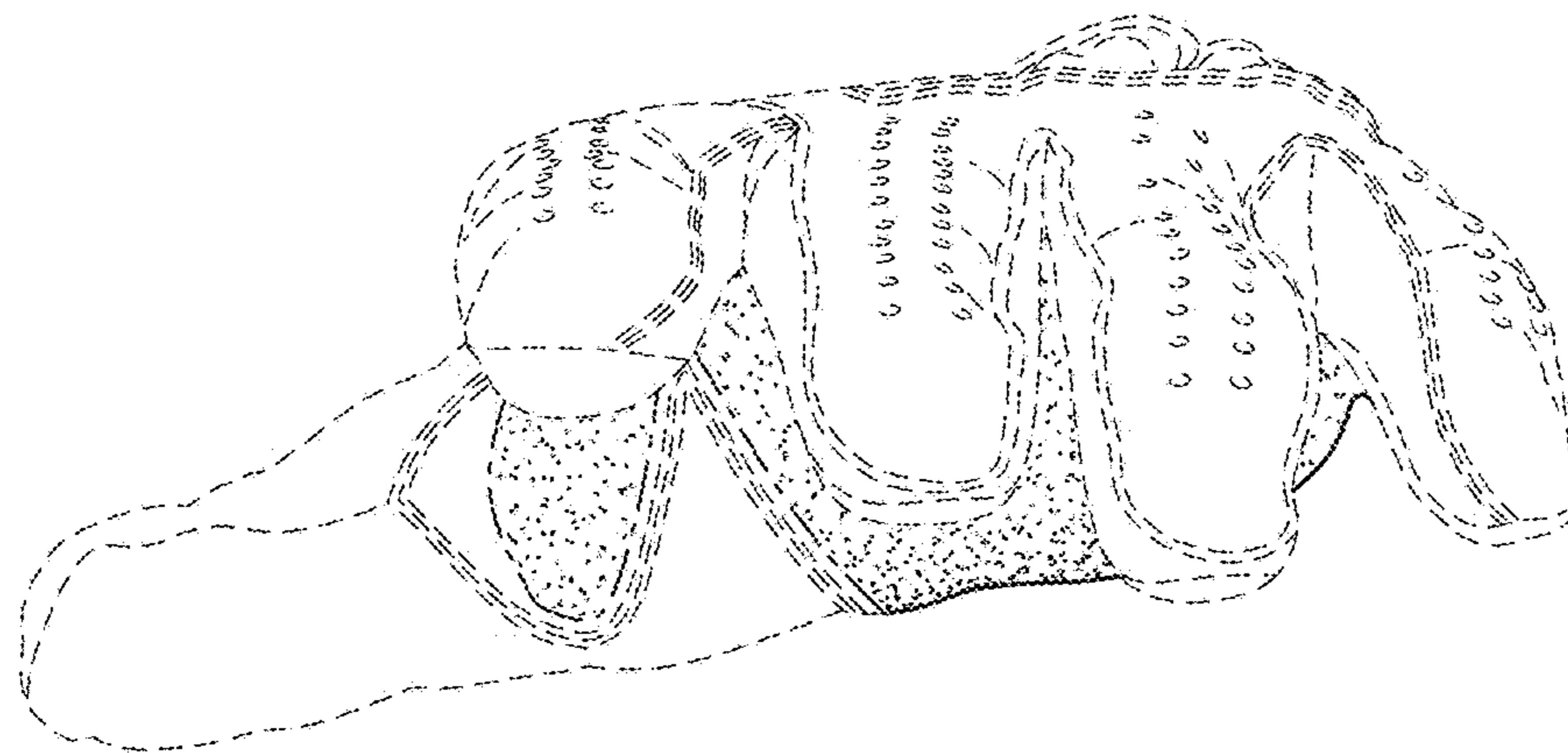


FIG. 2

FIG. 3

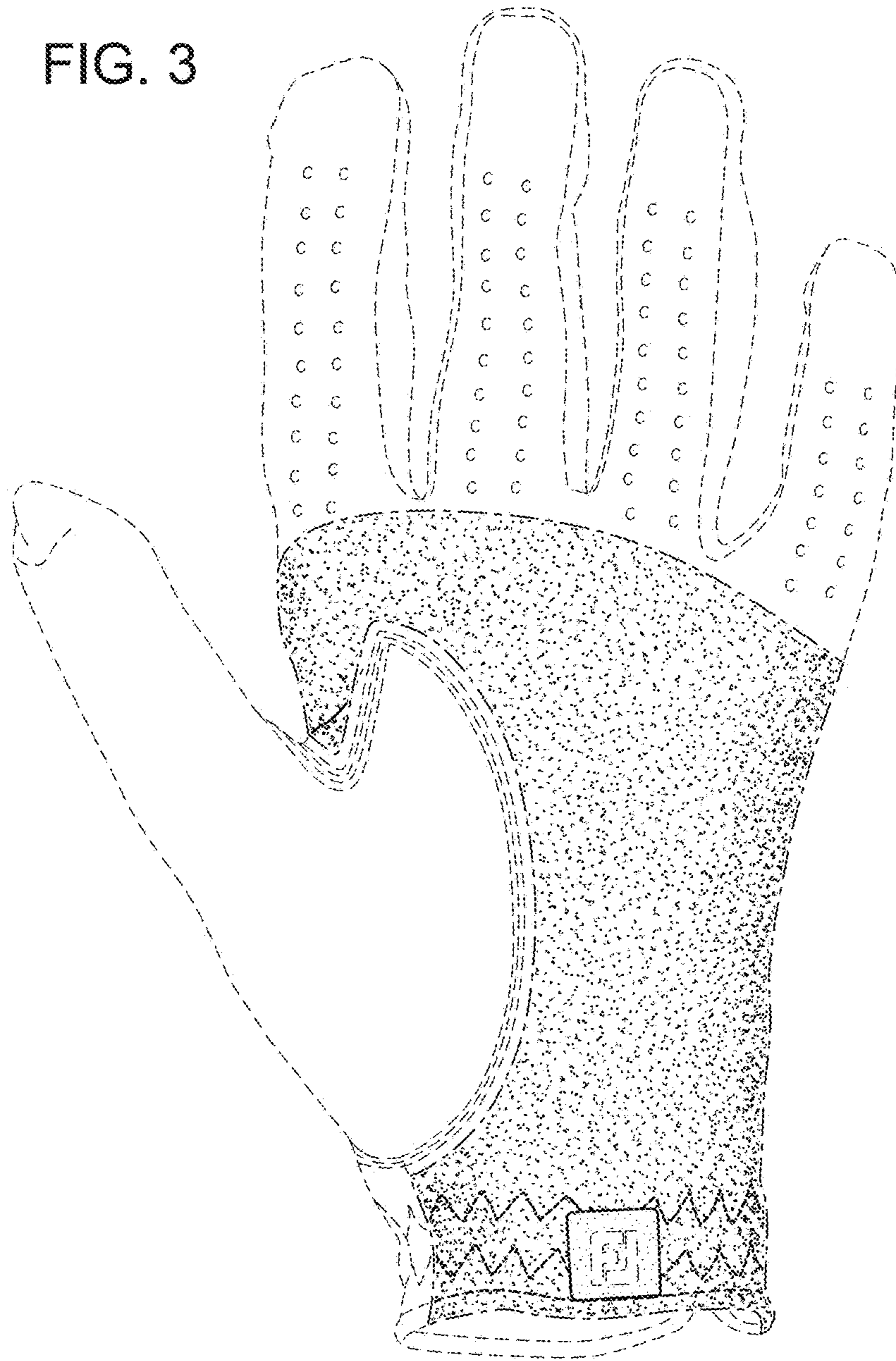


FIG. 4

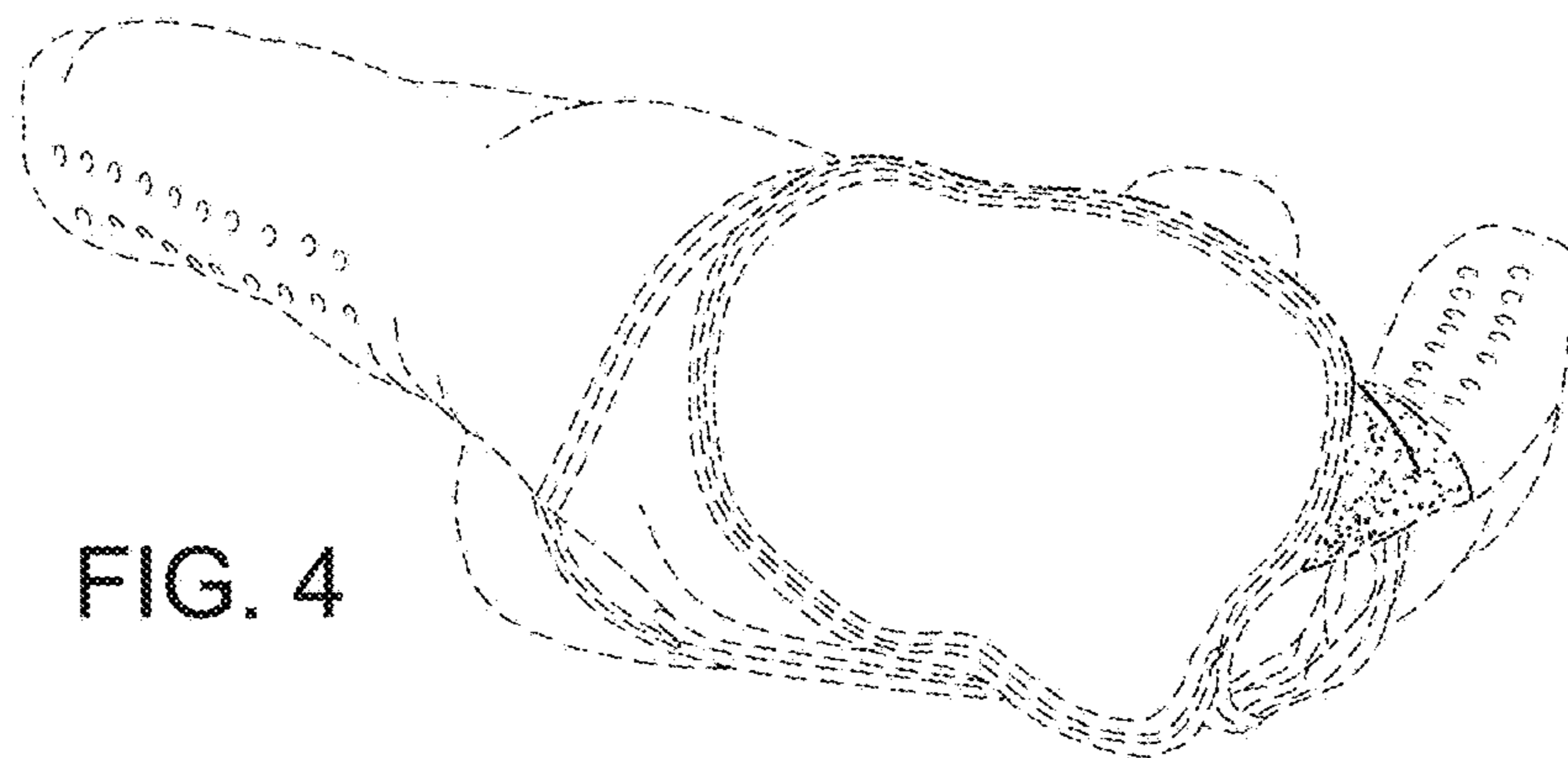


FIG. 5

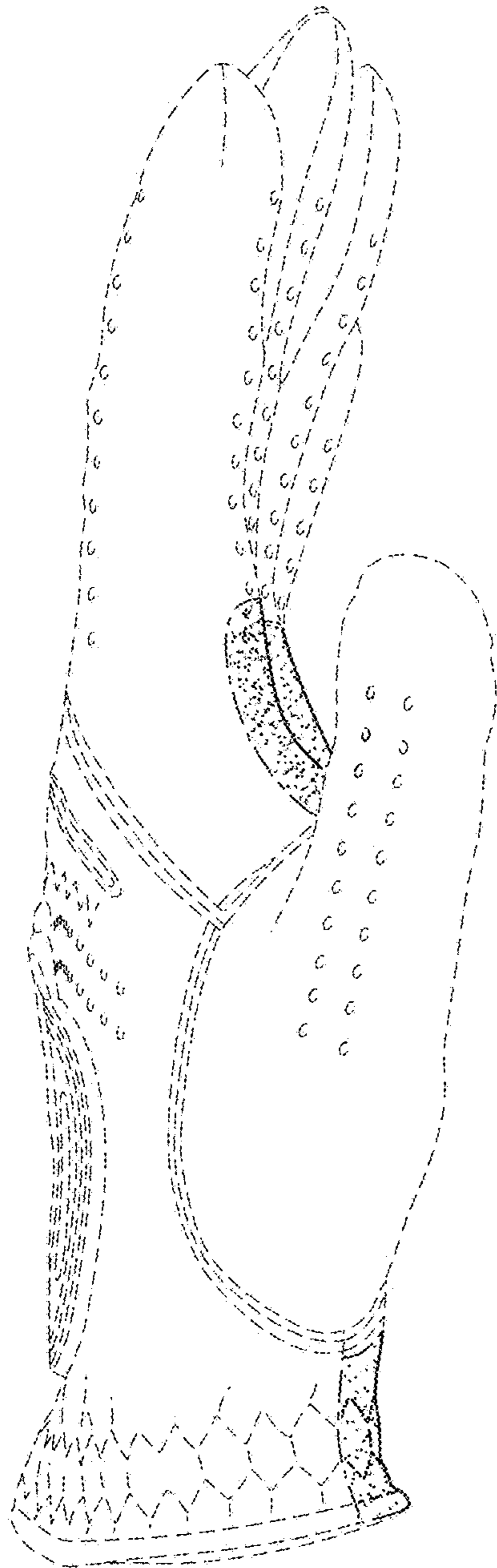


FIG. 6

