



US00D838918S

(12) **United States Design Patent**  
**Salvetti**

(10) **Patent No.:** **US D838,918 S**

(45) **Date of Patent:** **\*\* Jan. 22, 2019**

(54) **HELMET**

(71) Applicant: **NOLANGROUP SPA**, Brembate di  
Sopra (Bergamo) (IT)

(72) Inventor: **Alberto Salvetti**, Bergamo (IT)

(73) Assignee: **NOLANGROUP SPA**, Brembate di  
Sopra (Bergamo) (IT)

(\*\*) Term: **15 Years**

(21) Appl. No.: **29/629,441**

(22) Filed: **Dec. 13, 2017**

(30) **Foreign Application Priority Data**

Nov. 23, 2017 (EM) ..... 004519882-003

(51) **LOC (11) Cl.** ..... **09-03**

(52) **U.S. Cl.**  
USPC ..... **D29/107**

(58) **Field of Classification Search**

USPC ..... D29/102-107, 122

CPC ..... A42B 3/221-3/223; A42B 3/18; A42B  
3/185; A42B 3/20; A42B 3/00; A42B  
3/003; A42B 3/0406; A42B 3/0493; A42B  
3/06; A42B 3/228

See application file for complete search history.

(56) **References Cited**

**U.S. PATENT DOCUMENTS**

D523,993 S \* 6/2006 Dion ..... D29/107  
D549,884 S \* 8/2007 Dion ..... D29/107

D571,507 S \* 6/2008 Murakami ..... D29/107  
D621,550 S \* 8/2010 Shida ..... D29/102  
D621,551 S \* 8/2010 Isobe ..... D29/107  
D627,520 S \* 11/2010 Choi ..... D29/107  
D673,734 S \* 1/2013 Hwang ..... D29/107  
D739,609 S \* 9/2015 Kimura ..... D29/107  
D747,556 S \* 1/2016 Fujita ..... D29/107  
D749,270 S \* 2/2016 Lee ..... D29/107  
D749,788 S \* 2/2016 Lee ..... D29/107  
D749,789 S \* 2/2016 Lee ..... D29/107  
D749,790 S \* 2/2016 Wako ..... D29/107  
D751,767 S \* 3/2016 Shida ..... D29/107  
D796,117 S \* 8/2017 Shida ..... D29/107  
D819,892 S \* 6/2018 Lee ..... D29/107  
D822,907 S \* 7/2018 Fukuyama ..... D29/107

\* cited by examiner

*Primary Examiner* — Ruth McInroy

(74) *Attorney, Agent, or Firm* — Lucas & Mercanti, LLP

(57) **CLAIM**

The ornamental design for a helmet, as shown and described.

**DESCRIPTION**

FIG. 1 is a perspective view thereof;  
FIG. 2 is a front view thereof;  
FIG. 3 is a back view thereof;  
FIG. 4 is a first side view thereof;  
FIG. 5 is a second side view thereof;  
FIG. 6 is a top view thereof; and,  
FIG. 7 is a bottom view thereof.

The details shown in the broken lines form no part of the claimed design.

**1 Claim, 7 Drawing Sheets**

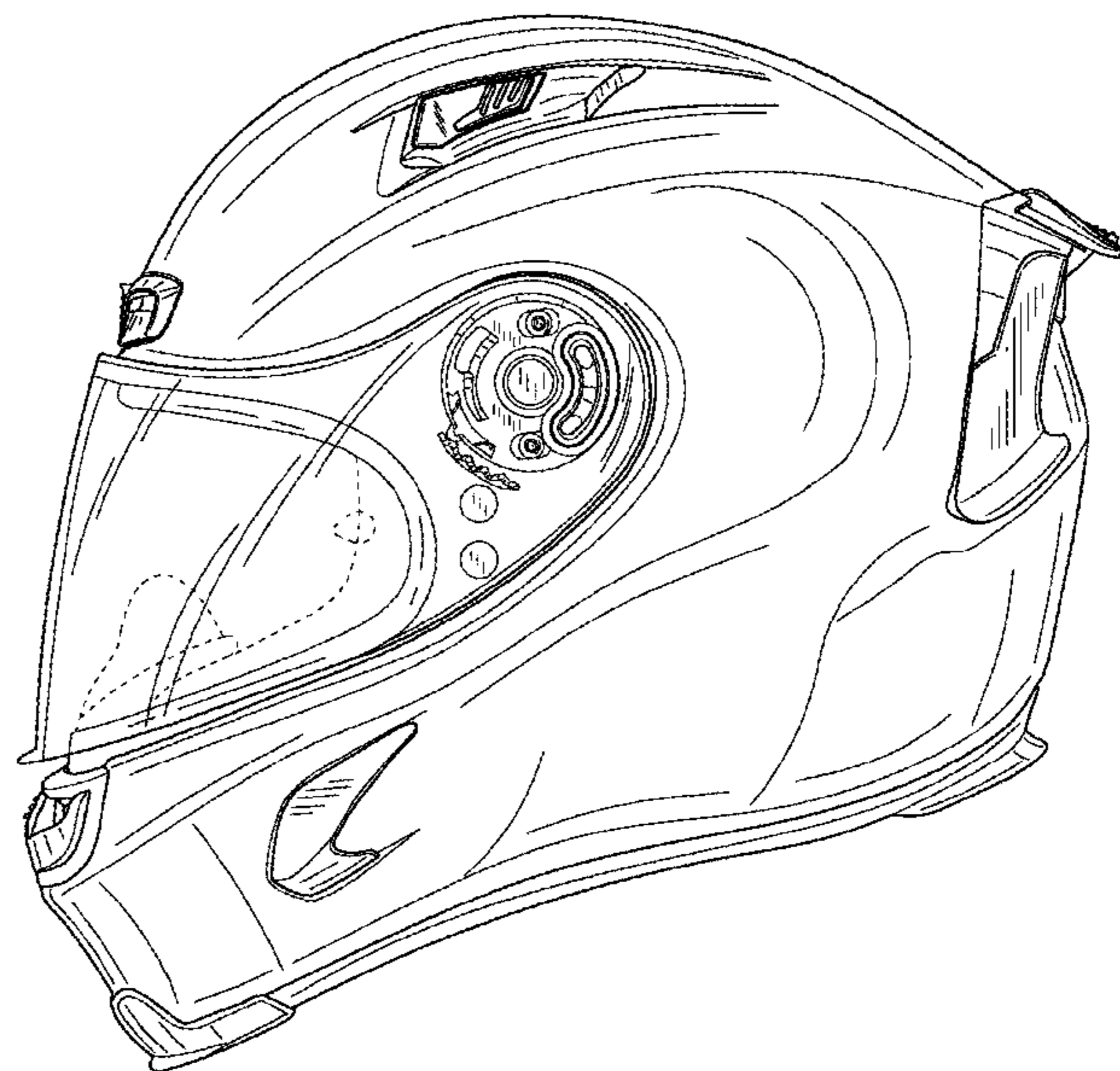
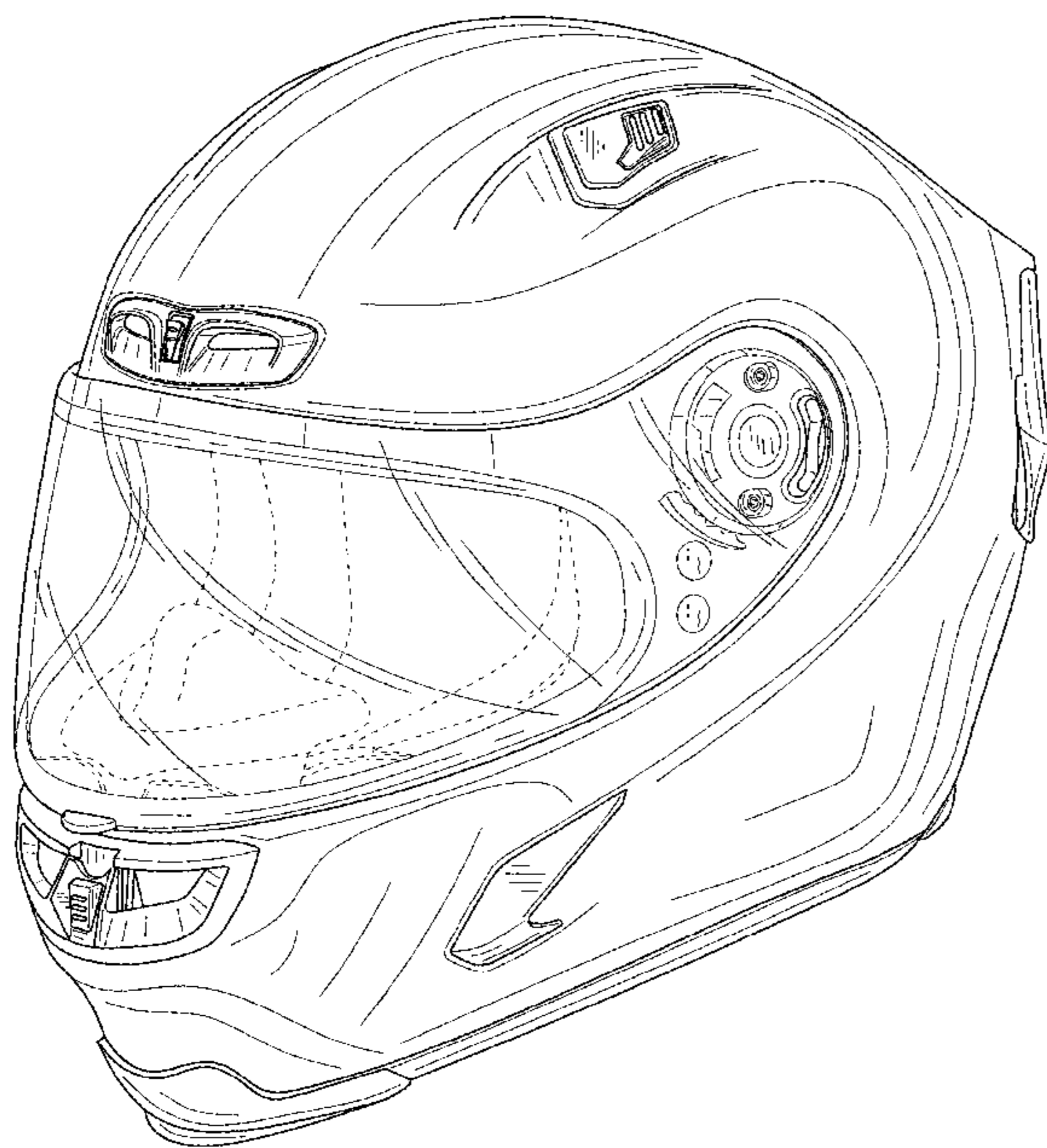




FIG. 1



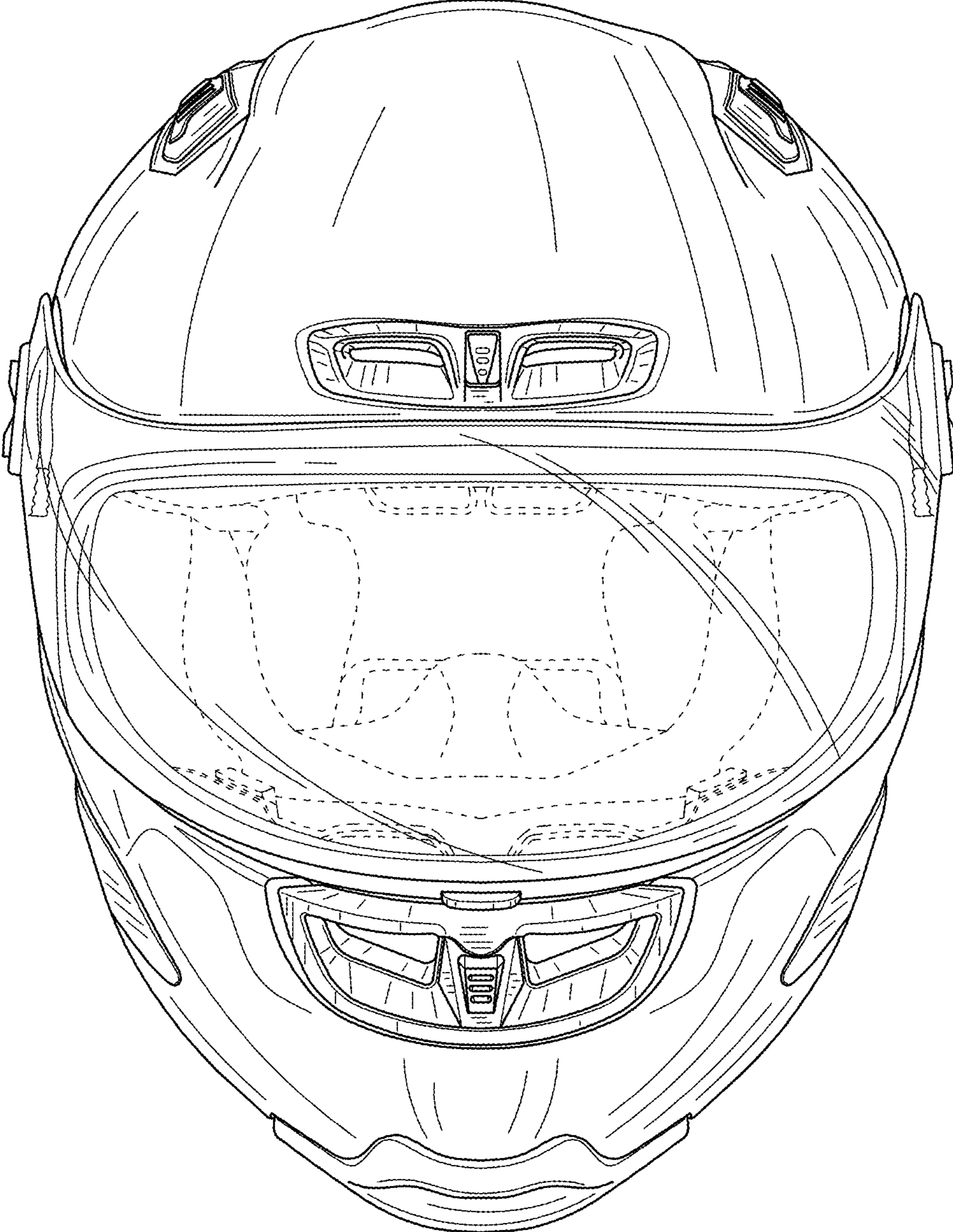


FIG. 2

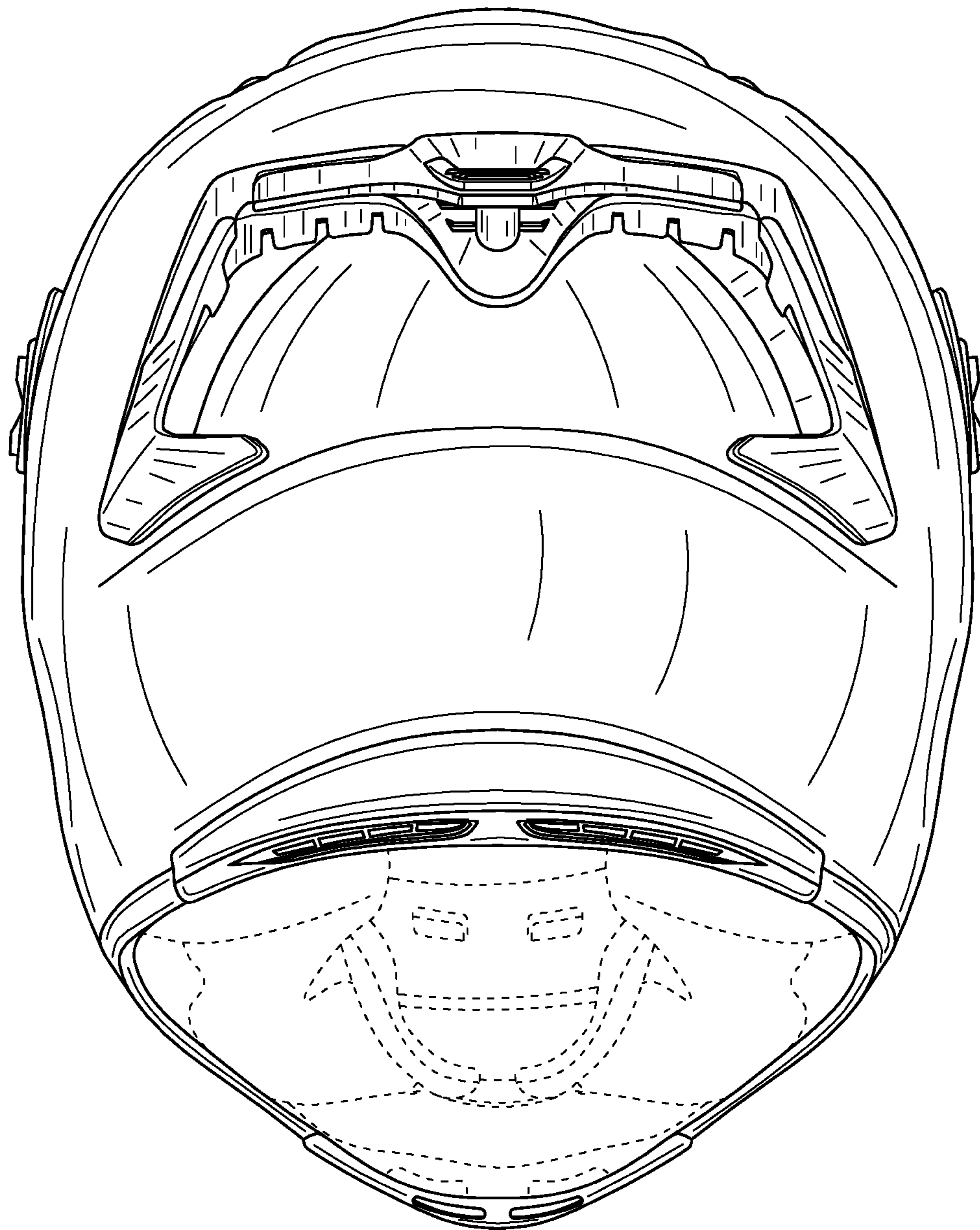


FIG. 3

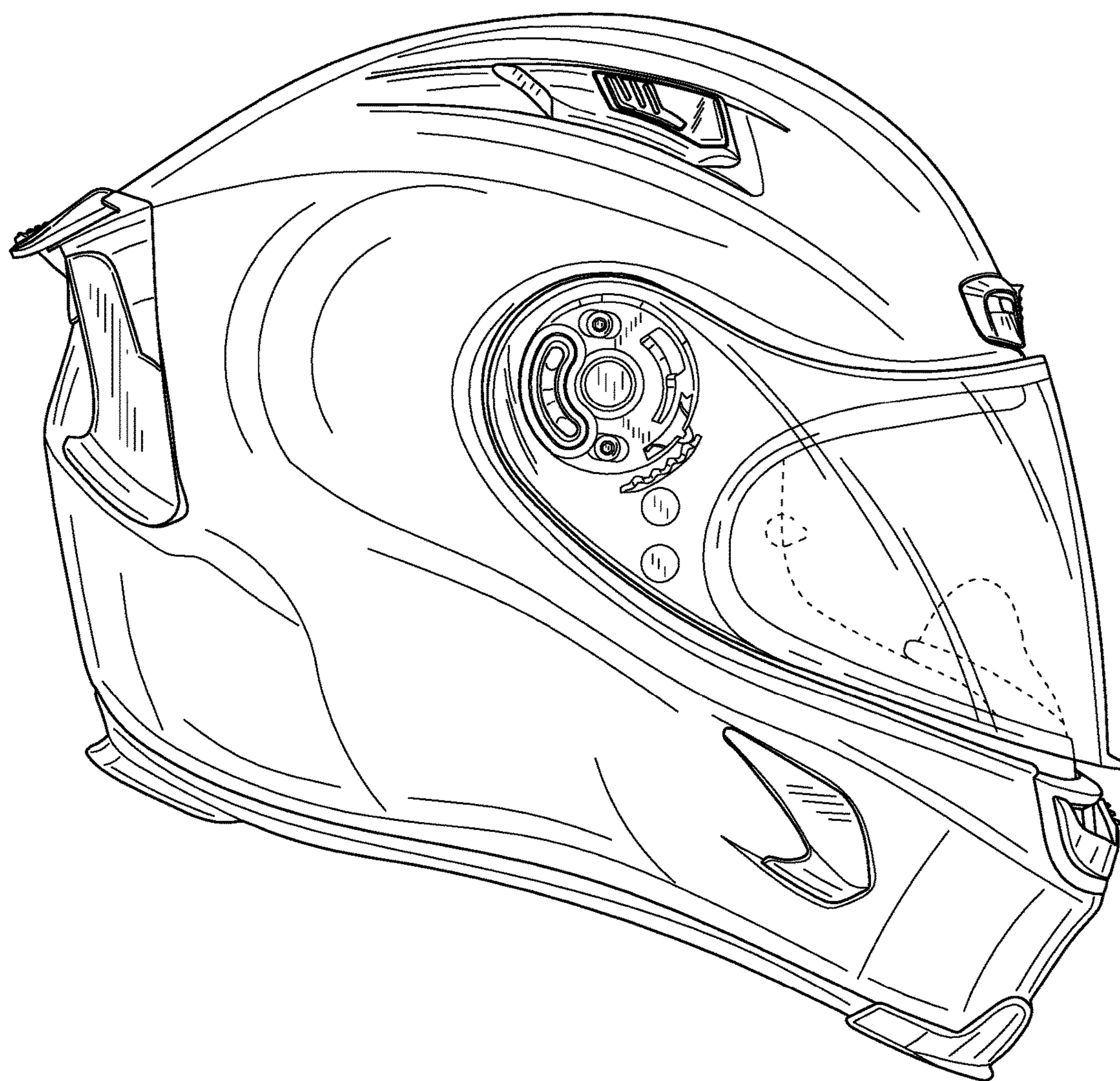


FIG. 4



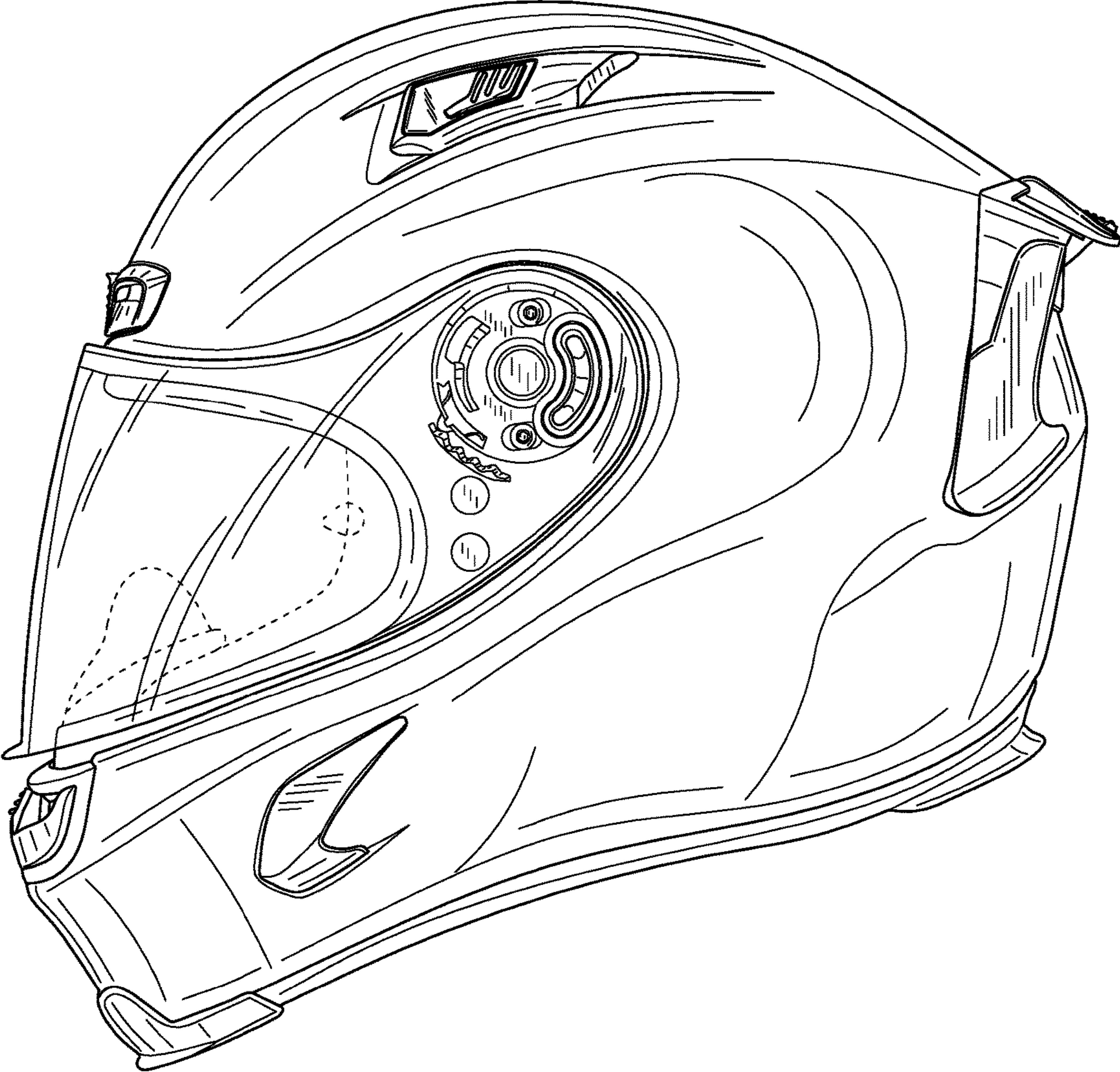


FIG. 5




FIG. 6

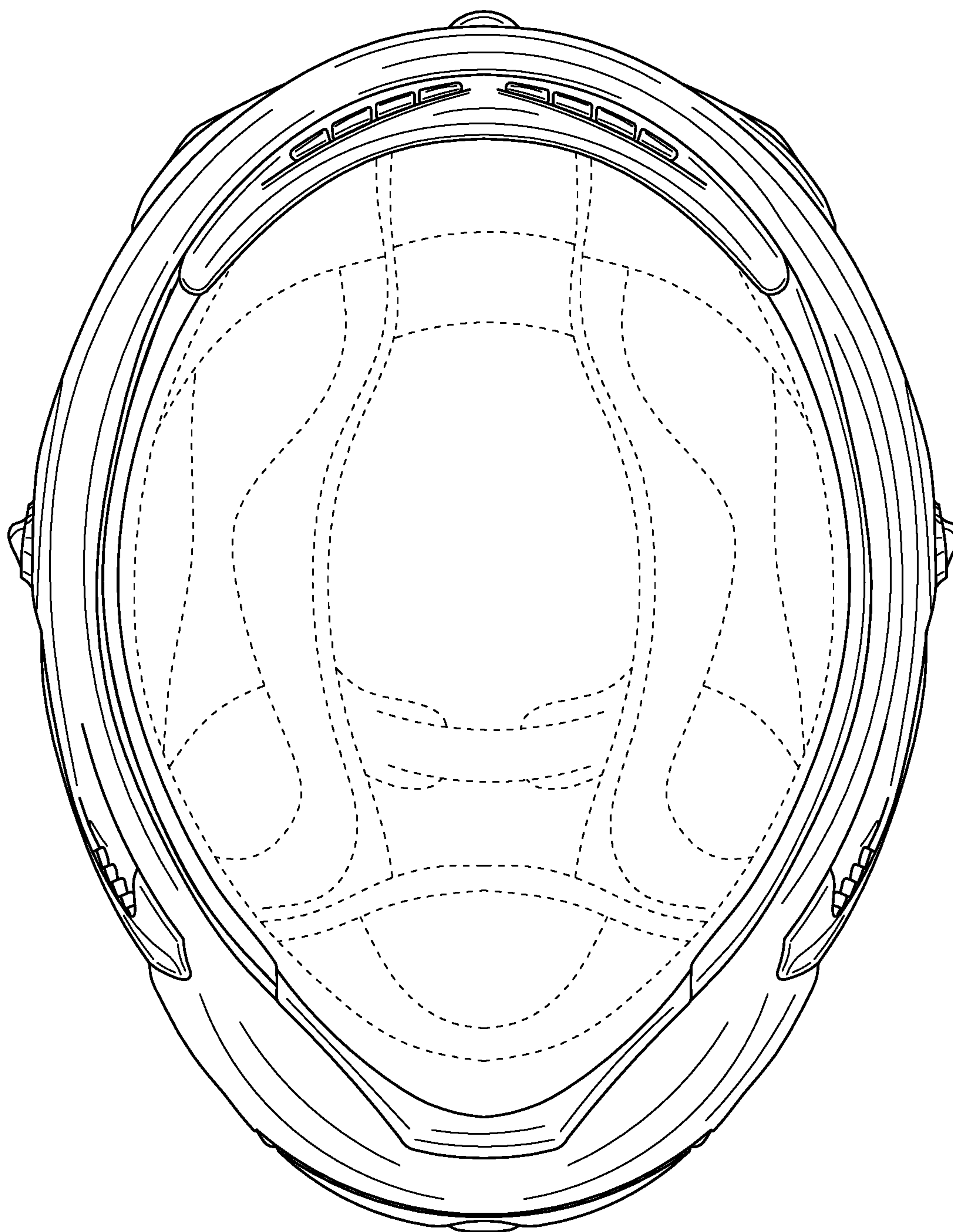


FIG. 7