



US00D838914S

(12) **United States Design Patent**
Iliev

(10) **Patent No.:** **US D838,914 S**
(45) **Date of Patent:** **** Jan. 22, 2019**

(54) **BALLISTIC PLATE INSERT FOR ARMOR
PLATE CARRIER**

CPC F41H 1/00; A41D 1/00
See application file for complete search history.

(71) Applicant: **ShotStop Ballistics LLC**, Stow, OH
(US)

(56) **References Cited**

(72) Inventor: **Vall Iliev**, Stow, OH (US)

U.S. PATENT DOCUMENTS

(**) Term: **15 Years**

7,104,177 B1 * 9/2006 Aghajanian F41H 5/0428
428/911
D569,043 S * 5/2008 Crye D29/100
D774,698 S * 12/2016 Smith D29/100
D782,741 S * 3/2017 Battaglieri D29/101.3

(21) Appl. No.: **29/600,759**

* cited by examiner

Primary Examiner — Randall H Gholson

(22) Filed: **Apr. 14, 2017**

(74) *Attorney, Agent, or Firm* — John D. Gugliotta

(51) **LOC (11) Cl.** **29-02**

(57) **CLAIM**

The ornamental design for a ballistic plate insert for armor plate carrier, as shown and described.

(52) **U.S. Cl.**

DESCRIPTION

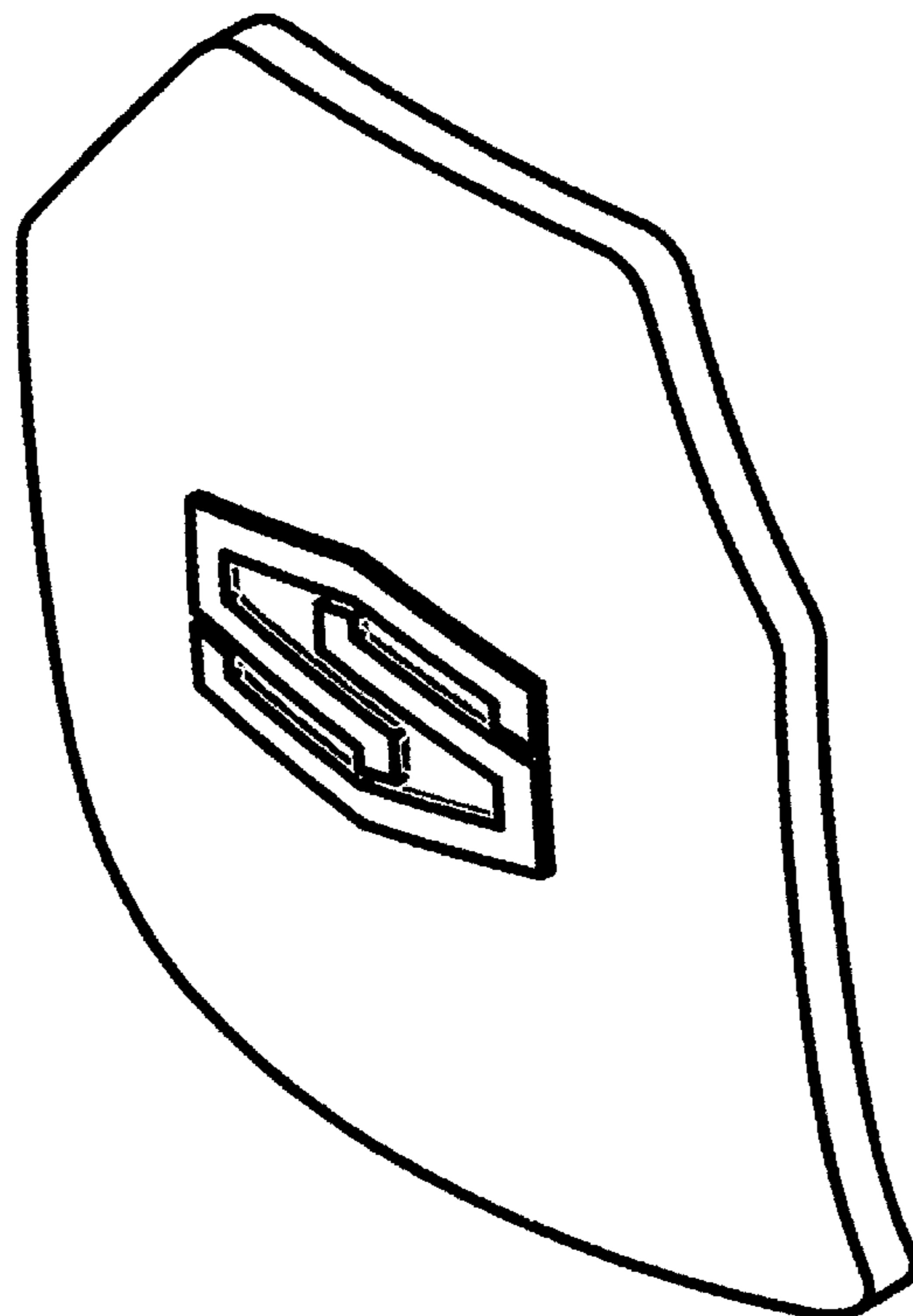
USPC **D29/101.3**

(58) **Field of Classification Search**

USPC D29/10, 11, 99, 100, 101.2, 101.3; 2/2,
2/2.5, 27, 44.45, 69, 92, 102, 108, 268,
2/326, 410, 411, 412, 413; 428/113, 911;
89/36.01, 36.02, 36.05; D24/64;
280/290, 808

FIG. 1 is a perspective view of a ballistic plate insert for armor plate carrier showing my new design;
FIG. 2 is a front elevational view thereof;
FIG. 3 is a rear side elevational view thereof;
FIG. 4 is a right side elevational view thereof;
FIG. 5 is a left side elevational view thereof;
FIG. 6 is a top plan view thereof; and,
FIG. 7 is a bottom plan view thereof.

1 Claim, 5 Drawing Sheets



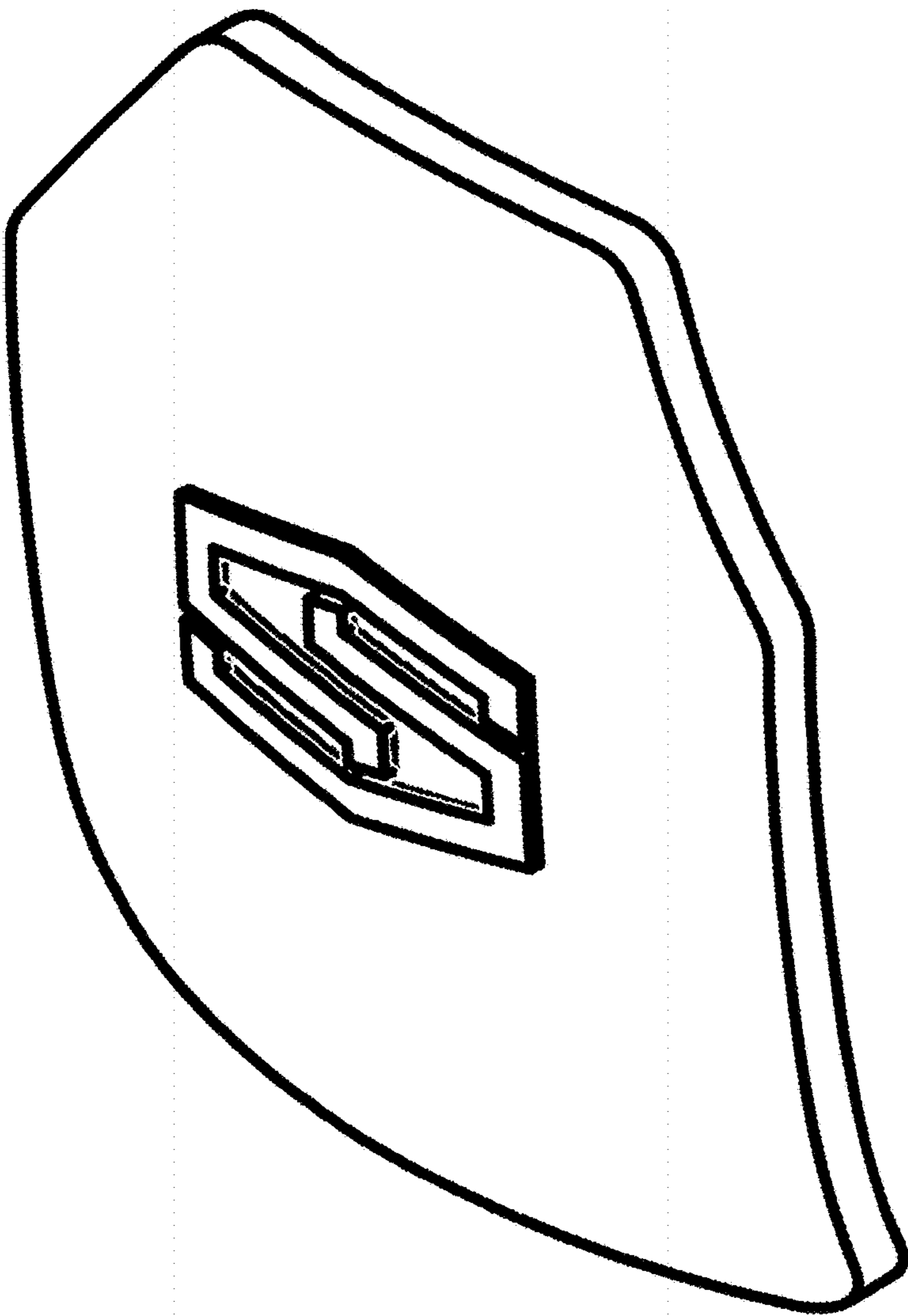


FIG. 1




FIG. 2




FIG. 3

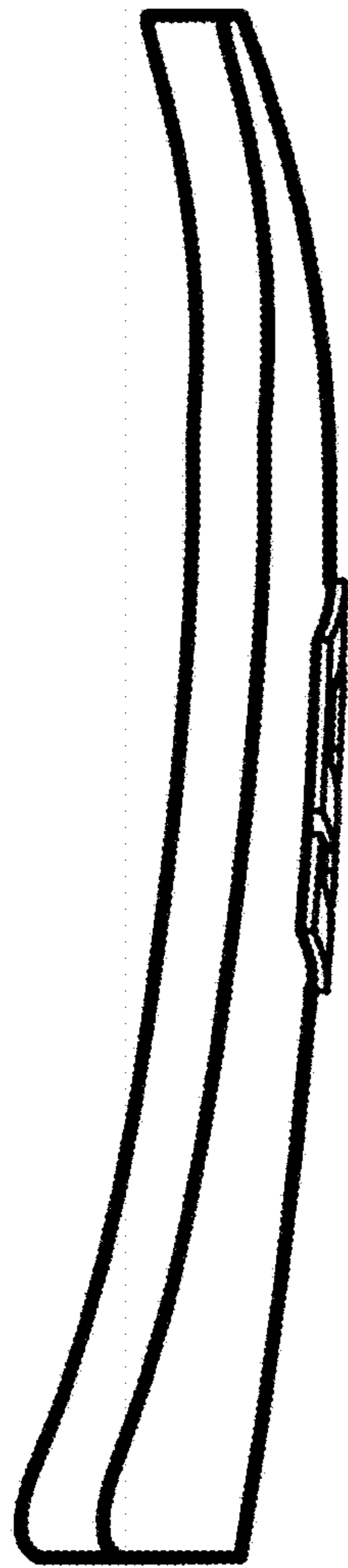


FIG. 4



FIG. 5

FIG. 6



FIG. 7