



US00D838905S

(12) **United States Design Patent**  
**Hou**

(10) **Patent No.:** **US D838,905 S**

(45) **Date of Patent:** **\*\* Jan. 22, 2019**

(54) **COMB HANDLE**

(71) Applicant: **GIM-HWA ENTERPRISE CO., LTD.,**  
New Taipei (TW)

(72) Inventor: **Chang-Lan Hou,** New Taipei (TW)

(73) Assignee: **GIM-HWA ENTERPRISE CO., LTD.,**  
New Taipei (TW)

(\*\*) Term: **15 Years**

(21) Appl. No.: **29/621,223**

(22) Filed: **Oct. 5, 2017**

(51) **LOC (11) Cl.** ..... **28-03**

(52) **U.S. Cl.**  
USPC ..... **D28/30**

(58) **Field of Classification Search**  
USPC ..... D28/30, 31, 21, 34; D8/107, 300, 301,  
D8/303, 305, 313, 315, 316, 319-321;  
132/219, 107, 120, 121; 30/142, 151  
CPC ..... A45D 24/00; A45D 24/02; A45D 24/005;  
A45D 24/002; B26B 29/00; B26B 29/02  
See application file for complete search history.

(56) **References Cited**

**U.S. PATENT DOCUMENTS**

D444,369 S \* 7/2001 Shiao ..... D8/107  
D465,987 S \* 11/2002 Lin ..... D8/107  
D468,618 S \* 1/2003 Ho ..... D8/107  
D474,097 S \* 5/2003 Hsiao ..... D8/107

D535,174 S \* 1/2007 Chen ..... D8/107  
D551,052 S \* 9/2007 Lin ..... D8/107  
D573,754 S \* 7/2008 Kamemura ..... D28/21  
D573,867 S \* 7/2008 Laurino ..... D8/107  
D613,452 S \* 4/2010 Angeletta ..... D28/7  
D690,466 S \* 9/2013 Wang ..... D28/21  
D719,433 S \* 12/2014 Cooper ..... D16/135  
D722,256 S \* 2/2015 Kita ..... D8/107  
D739,604 S \* 9/2015 Christie ..... D28/48  
D743,770 S \* 11/2015 Hsieh ..... D8/107

\* cited by examiner

*Primary Examiner* — Susan Bennett Hattan

*Assistant Examiner* — Rebecca Tsehaye

(74) *Attorney, Agent, or Firm* — Rabin & Berdo, P.C.

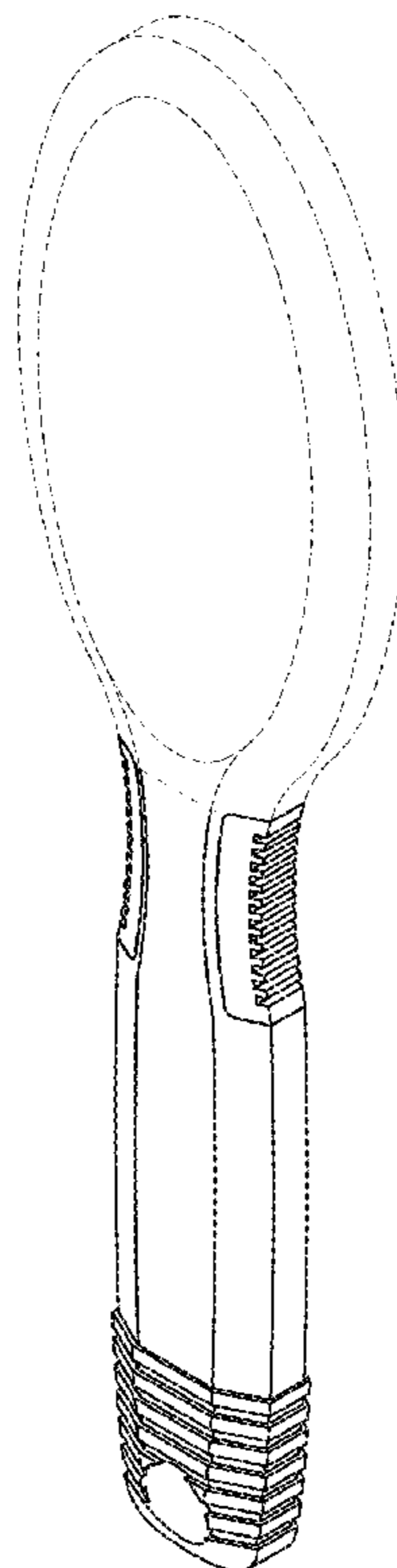
(57) **CLAIM**

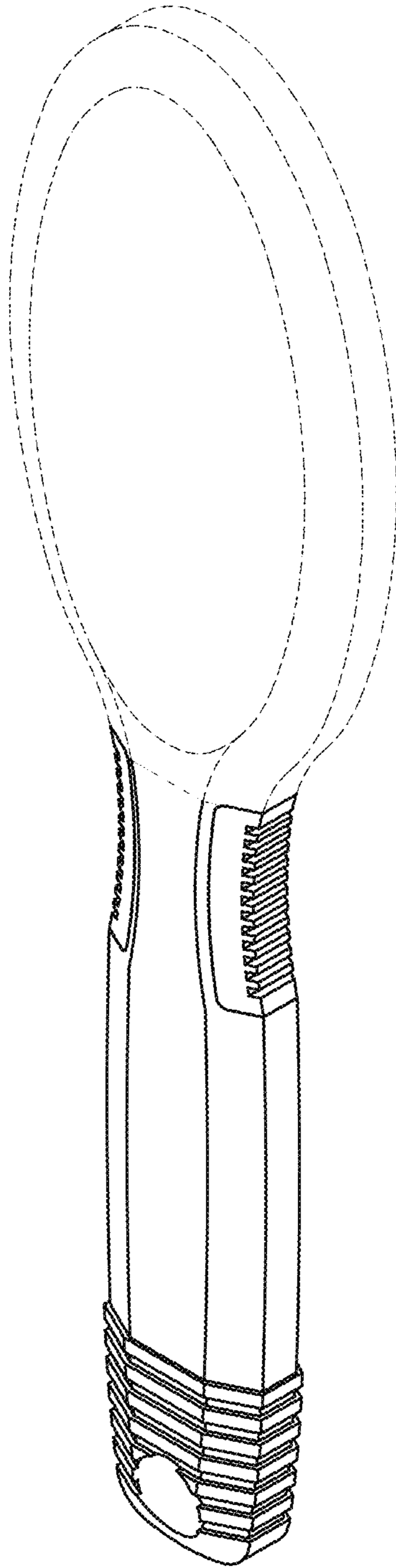
The ornamental design for a comb handle, as shown and described.

**DESCRIPTION**

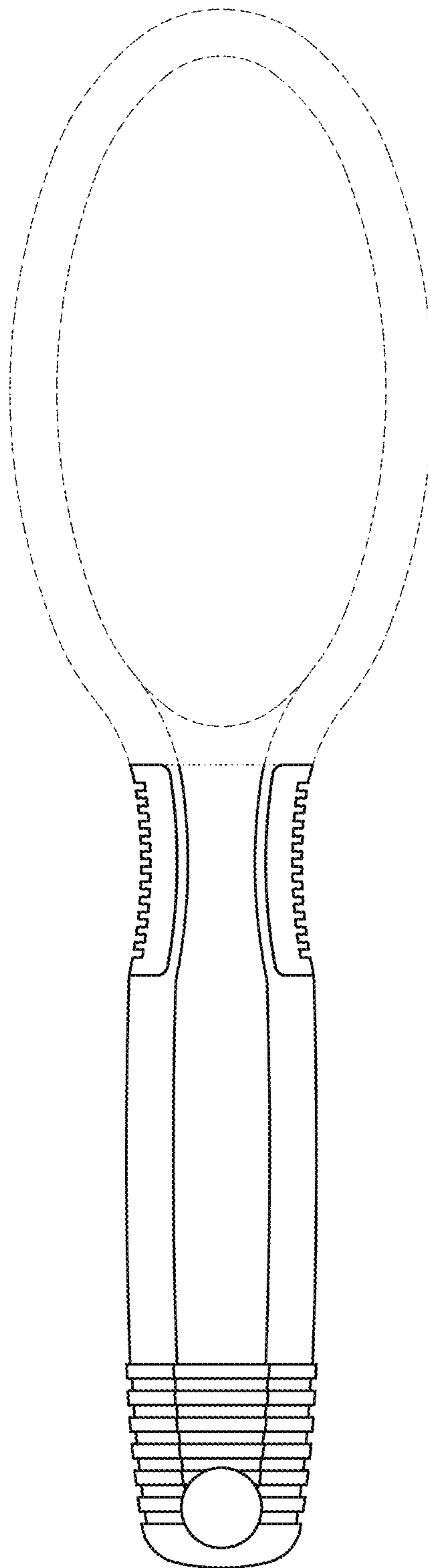
FIG. 1. is a perspective view of a comb handle showing my new design thereof;  
FIG. 2. is a front view thereof;  
FIG. 3. is a rear view thereof;  
FIG. 4. is a left side view thereof;  
FIG. 5. is a right side view thereof;  
FIG. 6. is a top plan view thereof; and,  
FIG. 7. is a bottom plan view thereof.  
The broken lines illustrate portions of the comb handle that form no part of the claimed design.

**1 Claim, 6 Drawing Sheets**

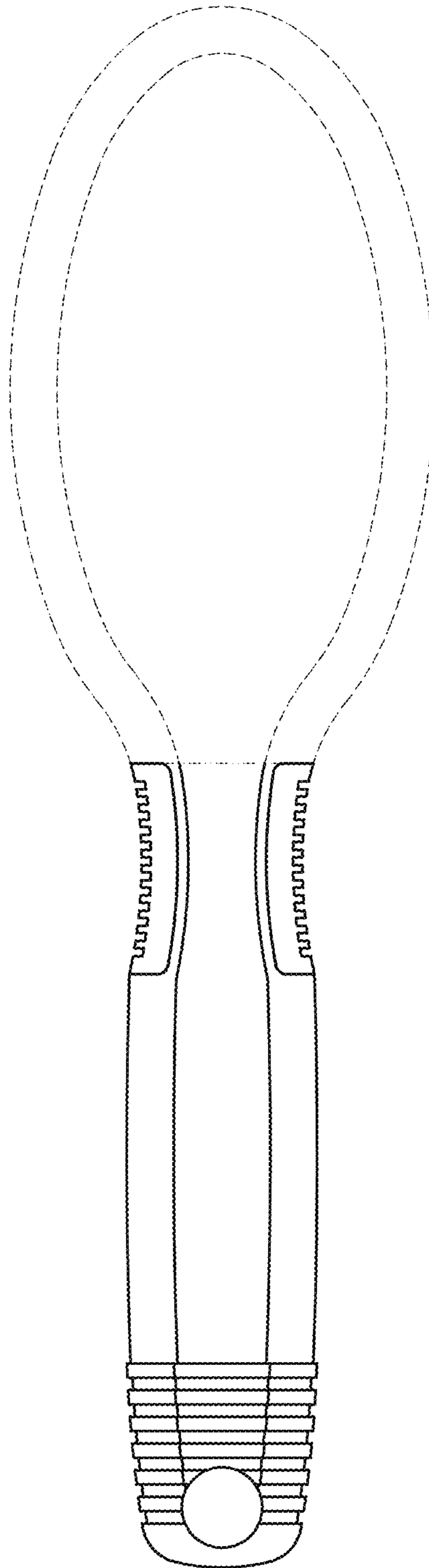




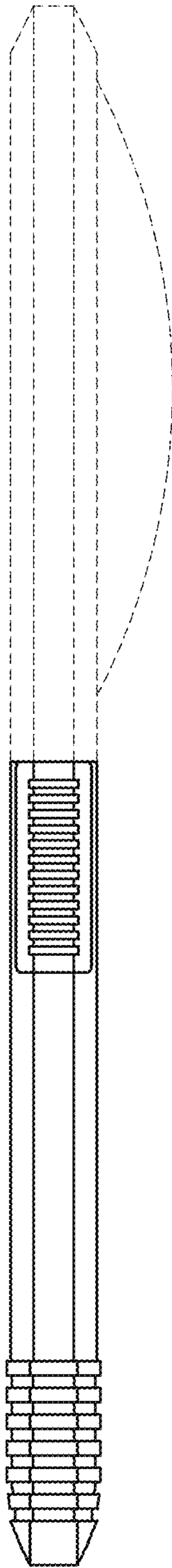
**FIG. 1**



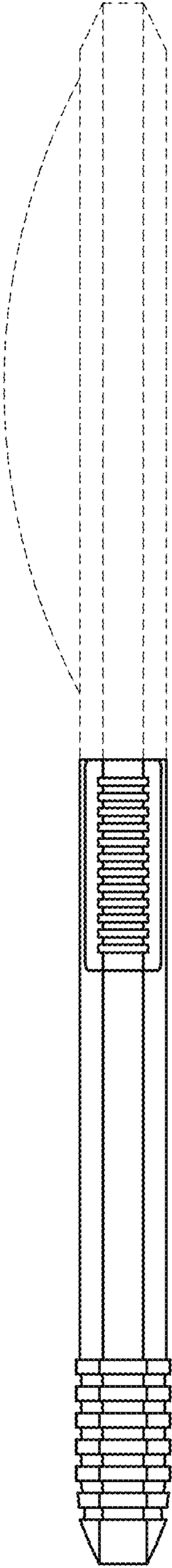
**FIG.2**



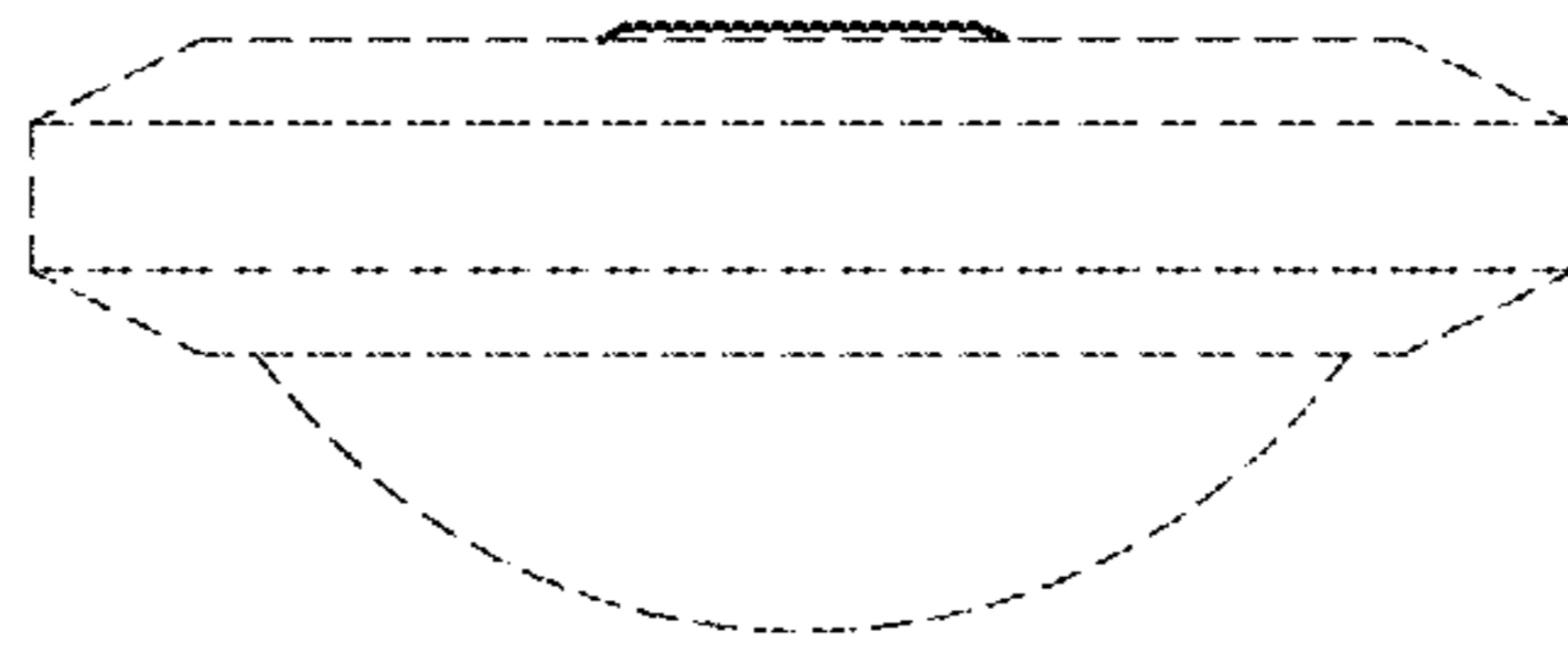
**FIG.3**



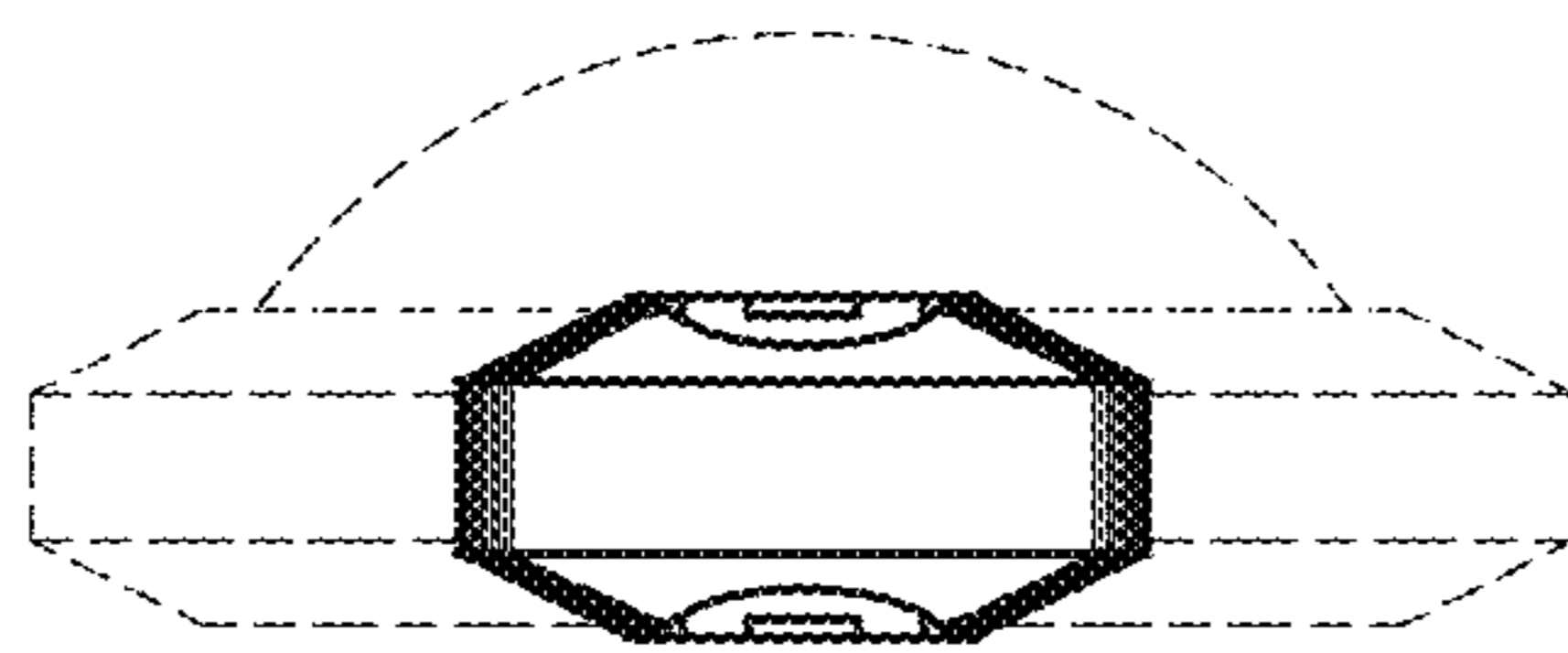
**FIG. 4**



*FIG.5*



*FIG. 6*



*FIG. 7*