



US00D838904S

(12) **United States Design Patent**  
**Hou**

(10) **Patent No.:** **US D838,904 S**

(45) **Date of Patent:** **\*\* Jan. 22, 2019**

(54) **COMB HANDLE**

(71) Applicant: **GIM-HWA ENTERPRISE CO., LTD.**,  
New Taipei (TW)

(72) Inventor: **Chang-Lan Hou**, New Taipei (TW)

(73) Assignee: **GIM-HWA ENTERPRISE CO., LTD.**,  
New Taipei (TW)

(\*\*) Term: **15 Years**

(21) Appl. No.: **29/621,220**

(22) Filed: **Oct. 5, 2017**

(51) **LOC (11) Cl.** ..... **28-03**

(52) **U.S. Cl.**  
USPC ..... **D28/30**

(58) **Field of Classification Search**  
USPC ..... D28/30, 31, 21, 34; D8/107, 300, 301,  
D8/303, 305, 313, 315, 316, 319-321;  
132/219, 107, 120, 121; 30/142, 151  
CPC ..... A45D 24/00; A45D 24/02; A45D 24/005;  
A45D 24/002; B26B 29/00; B26B 29/02  
See application file for complete search history.

(56) **References Cited**

U.S. PATENT DOCUMENTS

D444,369 S	*	7/2001	Shiao	.....	D8/107
D465,987 S	*	11/2002	Lin	.....	D8/107
D468,618 S	*	1/2003	Ho	.....	D8/107
D474,097 S	*	5/2003	Hsiao	.....	D8/107

D535,174 S	*	1/2007	Chen	.....	D8/107
D551,052 S	*	9/2007	Lin	.....	D8/107
D573,754 S	*	7/2008	Kamemura	.....	D28/21
D573,867 S	*	7/2008	Laurino	.....	D8/107
D613,452 S	*	4/2010	Angeletta	.....	D28/7
D690,466 S	*	9/2013	Wang	.....	D28/21
D719,433 S	*	12/2014	Cooper	.....	D16/135
D722,256 S	*	2/2015	Kita	.....	D8/107
D739,604 S	*	9/2015	Christie	.....	D28/48
D743,770 S	*	11/2015	Hsieh	.....	D8/107

\* cited by examiner

*Primary Examiner* — Susan Bennett Hattan

*Assistant Examiner* — Rebecca Tsehaye

(74) *Attorney, Agent, or Firm* — Rabin & Berdo, P.C.

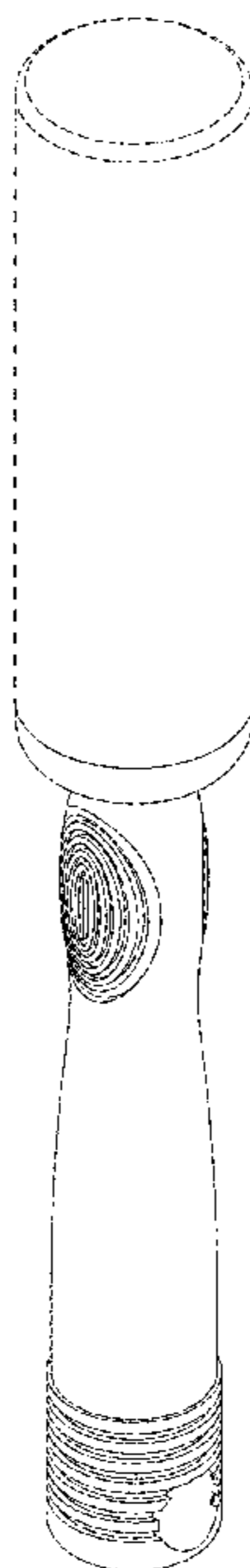
(57) **CLAIM**

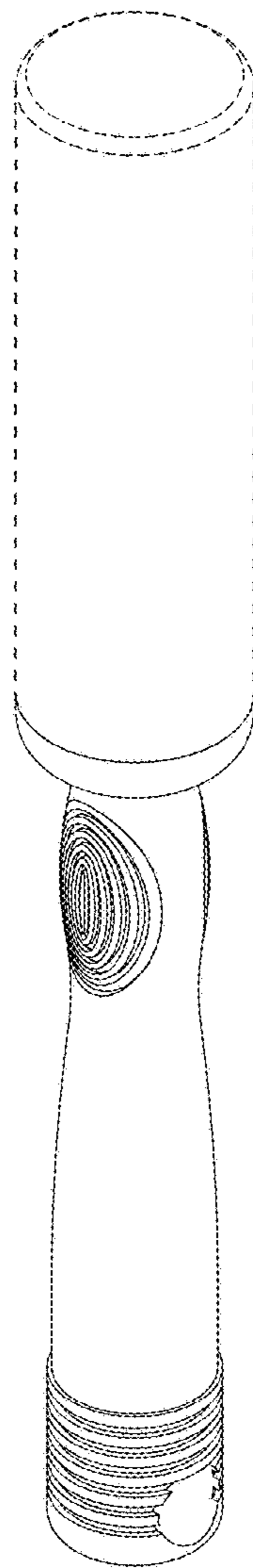
The ornamental design for a comb handle, as shown and described.

**DESCRIPTION**

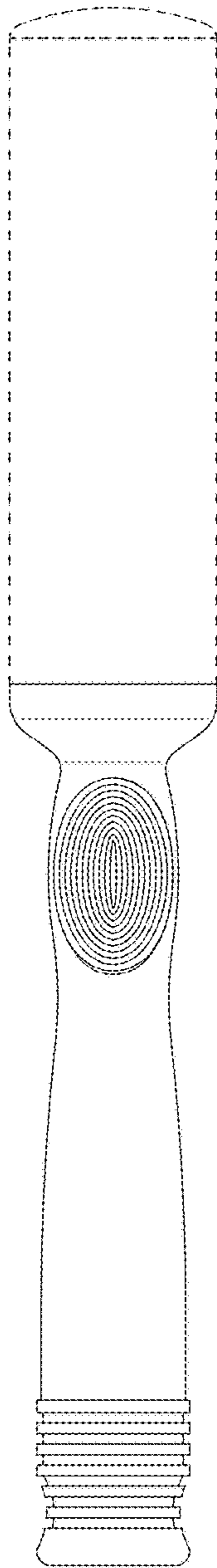
FIG. 1 is a perspective view of a comb handle showing my new design thereof;  
FIG. 2 is a front view thereof, the back view being a mirror image of the front view;  
FIG. 3 a left side view thereof, the right side view being a mirror image of the left side view;  
FIG. 4 is a top plan view thereof; and,  
FIG. 5 is a bottom plan view thereof.  
The broken lines illustrate portions of the comb handle that form no part of the claimed design.

**1 Claim, 4 Drawing Sheets**

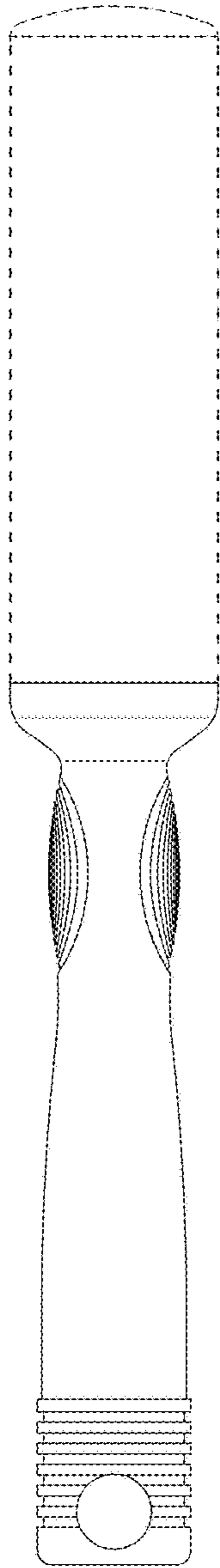




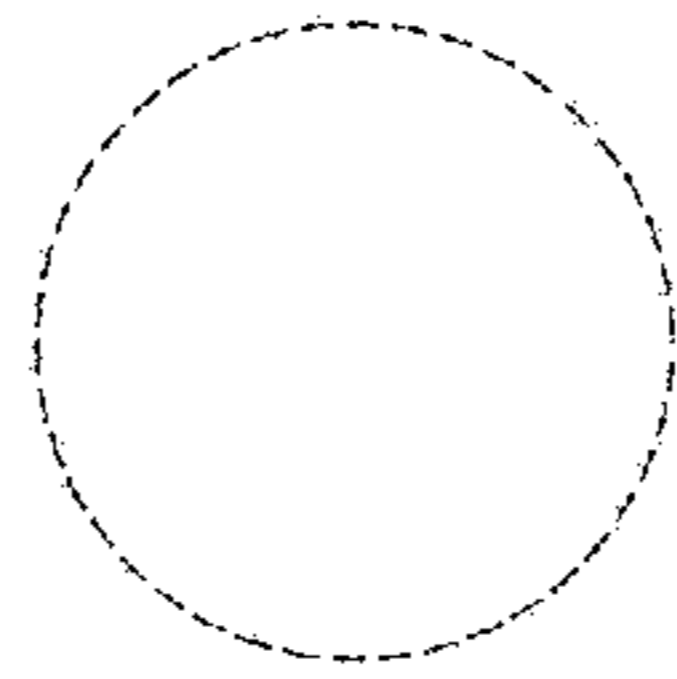
**FIG. 1**



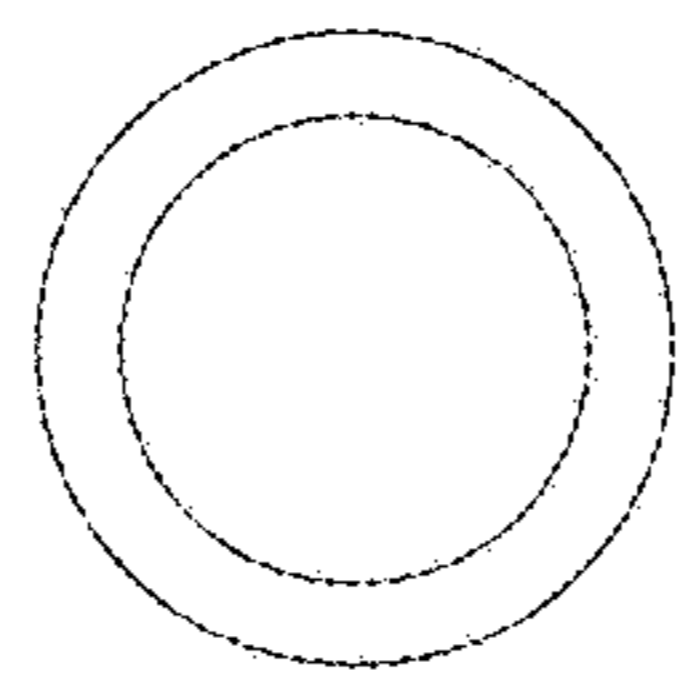
**FIG.2**



*FIG.3*



*FIG. 4*



*FIG. 5*