



US00D838901S

(12) **United States Design Patent**  
**Kim**

(10) **Patent No.:** **US D838,901 S**  
(45) **Date of Patent:** **\*\* Jan. 22, 2019**

(54) **EYELINER PEN**  
(71) Applicant: **Taesung Industrial Co., Ltd.**,  
Anyang-si, Gyeonggi-do (KR)  
(72) Inventor: **Hye Ra Kim**, Daejeon (KR)  
(73) Assignee: **TAESUNG INDUSTRIAL CO., LTD.**,  
Anyang-si, Gyeonggi-do (KR)

D664,251 S \* 7/2012 Ruiz, Sr. .... D24/133  
D690,877 S \* 10/2013 Lim ..... A45D 40/20  
D28/7  
D717,995 S \* 11/2014 Thompson ..... A45D 34/04  
D28/7  
D732,734 S \* 6/2015 Poletto ..... D28/7  
D742,589 S \* 11/2015 Rizzo ..... D28/7  
D756,127 S \* 5/2016 Nicoline ..... D28/7  
D797,371 S \* 9/2017 Stadlbauer ..... D28/7

(\*\*) Term: **15 Years**  
(21) Appl. No.: **29/587,975**  
(22) Filed: **Dec. 16, 2016**

\* cited by examiner  
*Primary Examiner* — Susan Bennett Hattan  
*Assistant Examiner* — Rebecca Tsehaye  
(74) *Attorney, Agent, or Firm* — Hauptman Ham, LLP

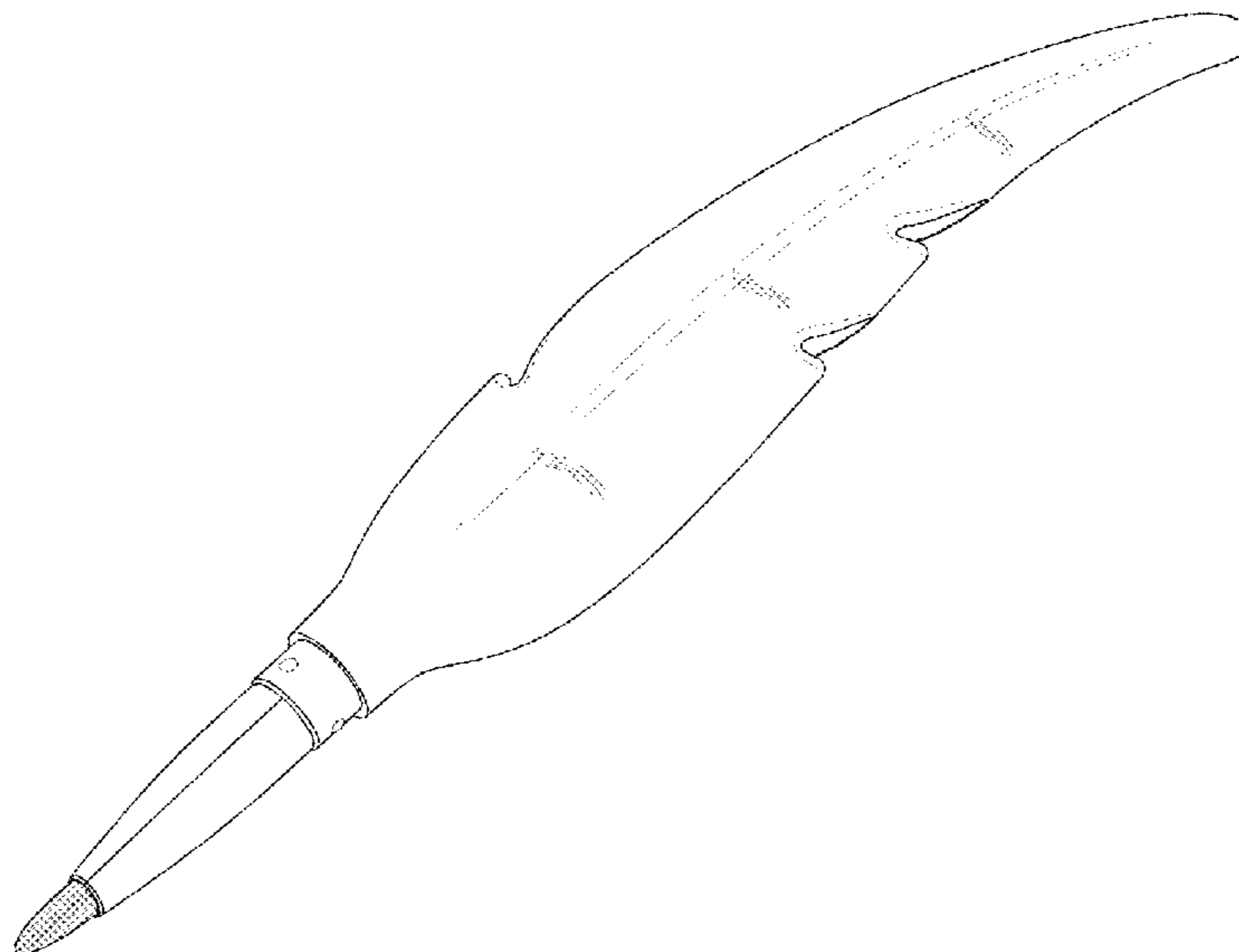
(30) **Foreign Application Priority Data**  
Jul. 26, 2016 (KR) ..... 30-2016-0036451  
(51) **LOC (11) Cl.** ..... **28-02**  
(52) **U.S. Cl.**  
USPC ..... **D28/7**  
(58) **Field of Classification Search**  
USPC ..... D28/7, 4, 99; D19/146, 137; 132/317,  
132/318, 320  
CPC .... A46B 2200/1046; A46B 2200/1053; A45D  
34/04  
See application file for complete search history.

(57) **CLAIM**  
I claim the ornamental design for an eyeliner pen, as shown and described.

(56) **References Cited**  
U.S. PATENT DOCUMENTS  
D162,522 S \* 3/1951 Currence ..... D19/146  
5,082,385 A \* 1/1992 Stewart ..... B43K 7/005  
401/8  
D386,788 S \* 11/1997 Shui-Shang ..... D19/146  
5,707,165 A \* 1/1998 Albright ..... B43K 3/00  
401/221  
D512,096 S \* 11/2005 Fambrough ..... D19/135  
D653,805 S \* 2/2012 Tani ..... D28/7

**DESCRIPTION**  
FIG. 1 is a perspective view of an eyeliner pen;  
FIG. 2 is a front view thereof;  
FIG. 3 is a rear view thereof;  
FIG. 4 is a left side view thereof;  
FIG. 5 is a right side view thereof;  
FIG. 6 is a top plan view thereof;  
FIG. 7 is a bottom plan view thereof;  
FIG. 8 is a bottom perspective view thereof;  
FIG. 9 is a cross section view taken in the direction of line 9-9 in FIG. 2;  
FIG. 10 is a cross section view taken in the direction of line 10-10 in FIG. 2; and,  
FIG. 11 is a cross section view taken in the direction of line 11-11 in FIG. 2.  
The broken lines in the drawings depict parts of the eyeliner pen that form no part of the claimed design.

**1 Claim, 9 Drawing Sheets**



**FIG.1**

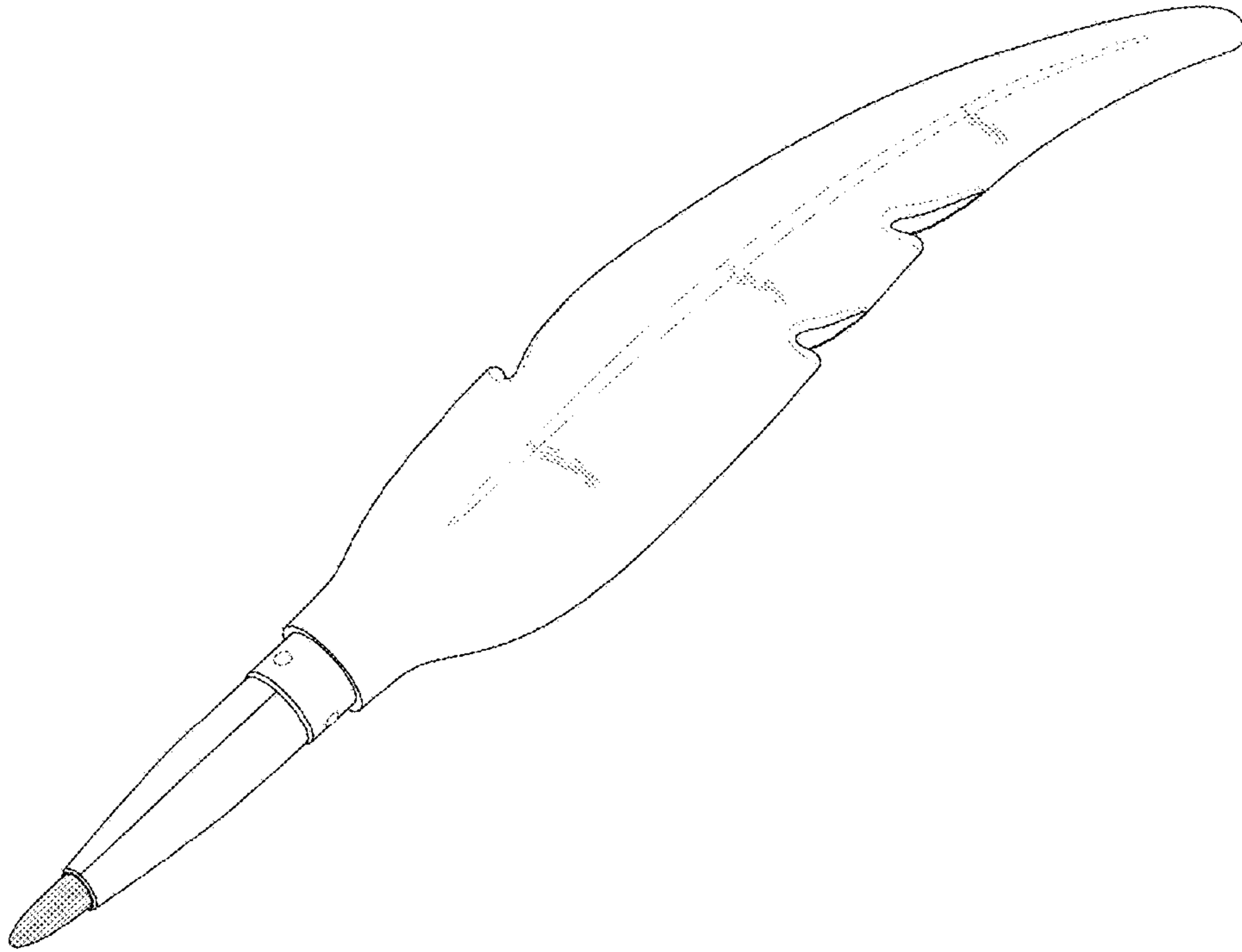
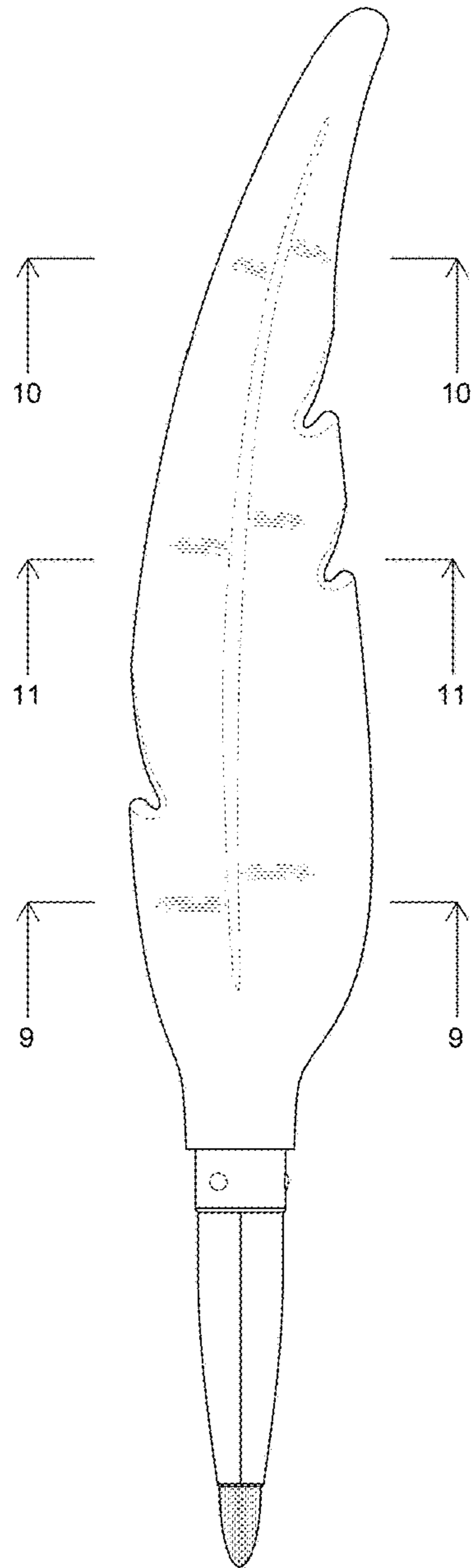
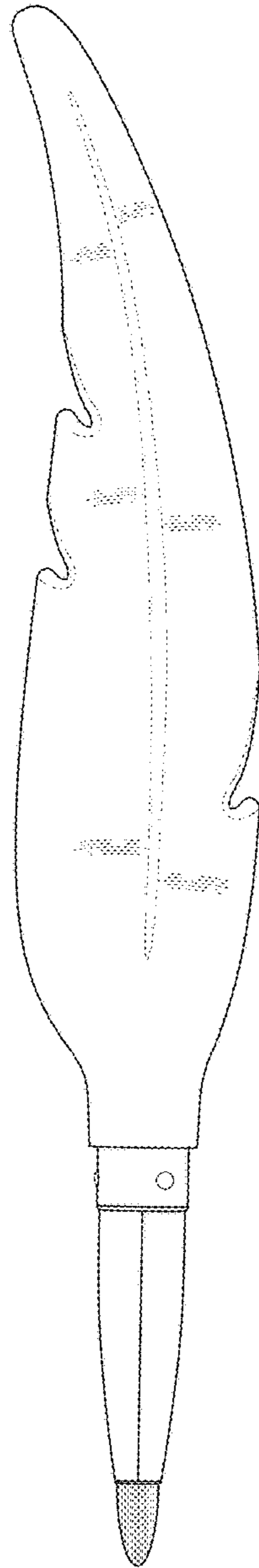


FIG.2



**FIG.3**



**FIG.4**





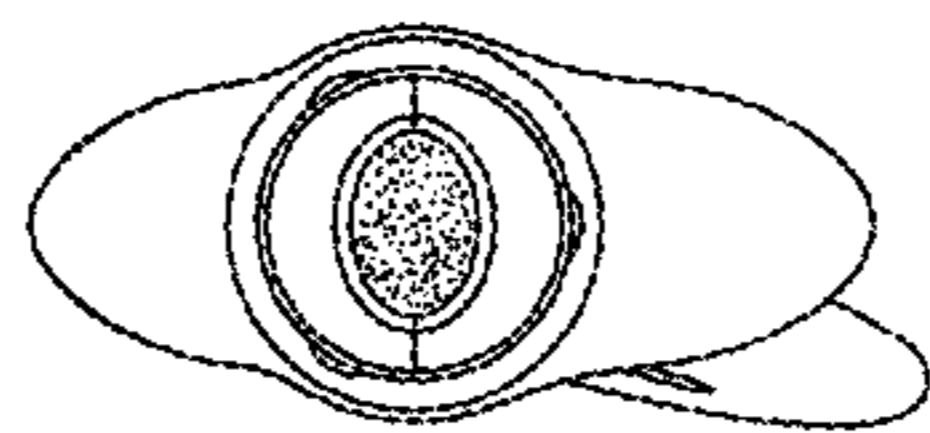
FIG.5



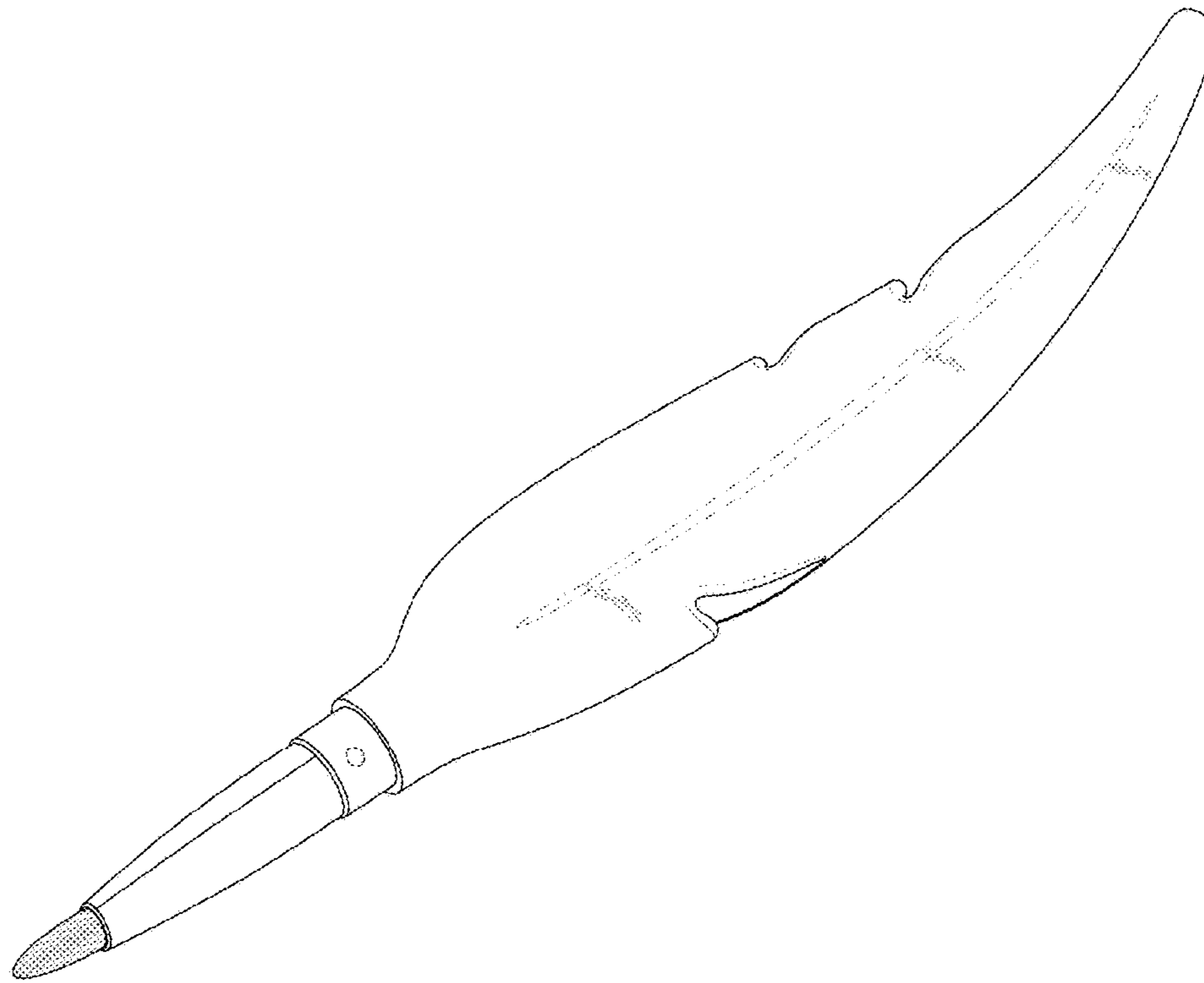
**FIG.6**



**FIG.7**

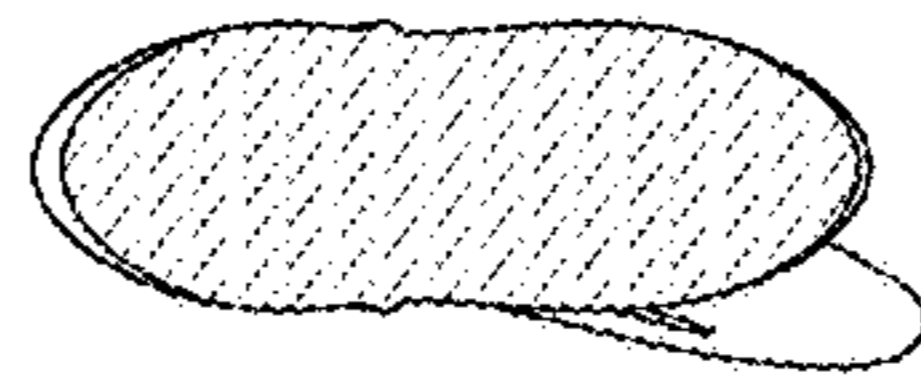


**FIG.8**





**FIG.9**



**FIG.10**



**FIG.11**

