



US00D838860S

(12) **United States Design Patent**  
**Lee**

(10) **Patent No.:** **US D838,860 S**

(45) **Date of Patent:** **\*\* Jan. 22, 2019**

(54) **HANDHELD BEAUTY CARE DEVICE**

(71) Applicant: **Mung Wa Lee**, Hong Kong (HK)

(72) Inventor: **Mung Wa Lee**, Hong Kong (HK)

(\*\*) Term: **15 Years**

(21) Appl. No.: **29/622,542**

(22) Filed: **Oct. 18, 2017**

(51) **LOC (11) Cl.** ..... **28-03**

(52) **U.S. Cl.**  
USPC ..... **D24/214**

(58) **Field of Classification Search**  
USPC ..... D24/200, 211, 212, 213, 214, 215;  
601/19, 22, 40, 46, 52, 63, 99, 110–113,  
601/118–120, 125, DIG. 12, DIG. 14,  
601/DIG. 15, DIG. 16, DIG. 17  
CPC ..... A61H 1/00; A61H 2015/0007; A61H  
2015/0014; A61H 2015/0042; A61H  
15/00; A61H 11/00; A61H 21/00; A61H  
37/00

See application file for complete search history.

(56) **References Cited**

**U.S. PATENT DOCUMENTS**

D604,855 S \* 11/2009 Shearlaw ..... D24/133  
D621,950 S \* 8/2010 Seki ..... D24/107

D652,512 S \* 1/2012 Sherwood ..... D24/133  
D652,513 S \* 1/2012 Sherwood ..... D24/133  
D652,919 S \* 1/2012 Sherwood ..... D24/133  
D696,778 S \* 12/2013 Liao ..... D24/133  
D794,784 S \* 8/2017 Bradley ..... D24/133

\* cited by examiner

*Primary Examiner* — Sandra S Snapp

(57) **CLAIM**

The ornamental design for a handheld beauty care device, as shown and described.

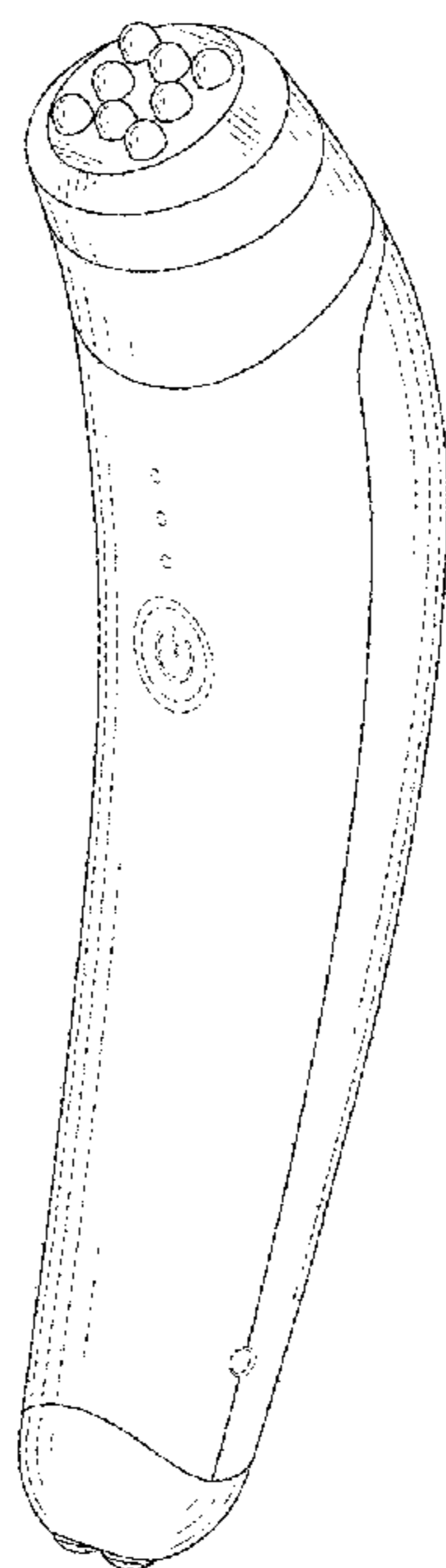
**DESCRIPTION**

FIG. 1 is a first perspective view of a handheld beauty care device showing my new design;  
FIG. 2 is a second perspective view thereof;  
FIG. 3 is a front elevational view thereof;  
FIG. 4 is a rear elevational view thereof;  
FIG. 5 is a left side view thereof;  
FIG. 6 is a right side view thereof;  
FIG. 7 is a top plan view thereof;  
FIG. 8 is a bottom plan view thereof; and,  
FIG. 9 is a third perspective view showing the handheld beauty care device in a use state.

The broken lines in the drawings illustrate portions of the handheld beauty care device which form no part of the claimed design.

The broken lines in the FIG. 9 depicting a base also form no part of the claimed design.

**1 Claim, 9 Drawing Sheets**



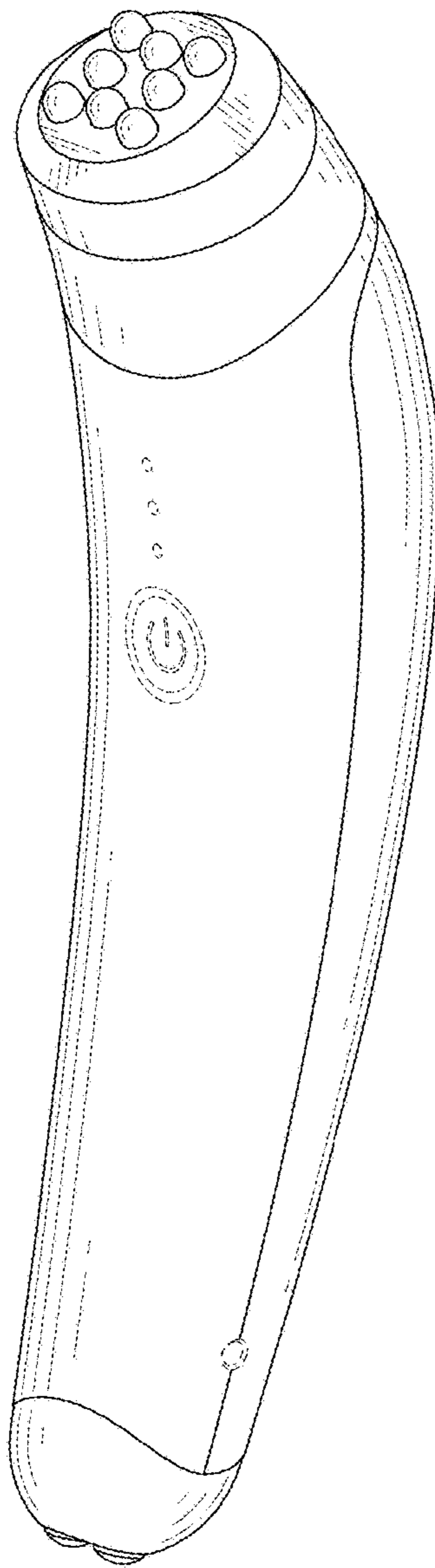


FIG. 1




FIG. 2

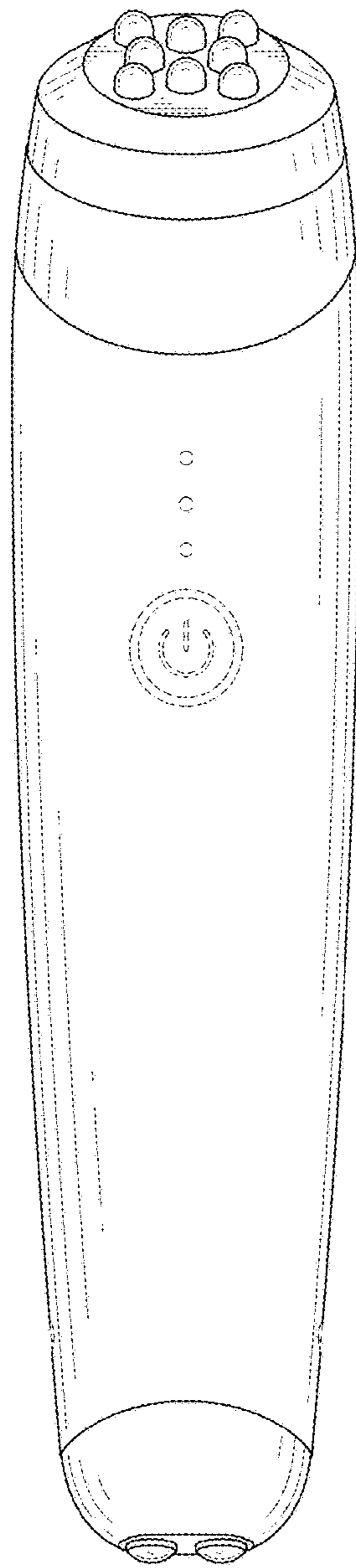


FIG. 3

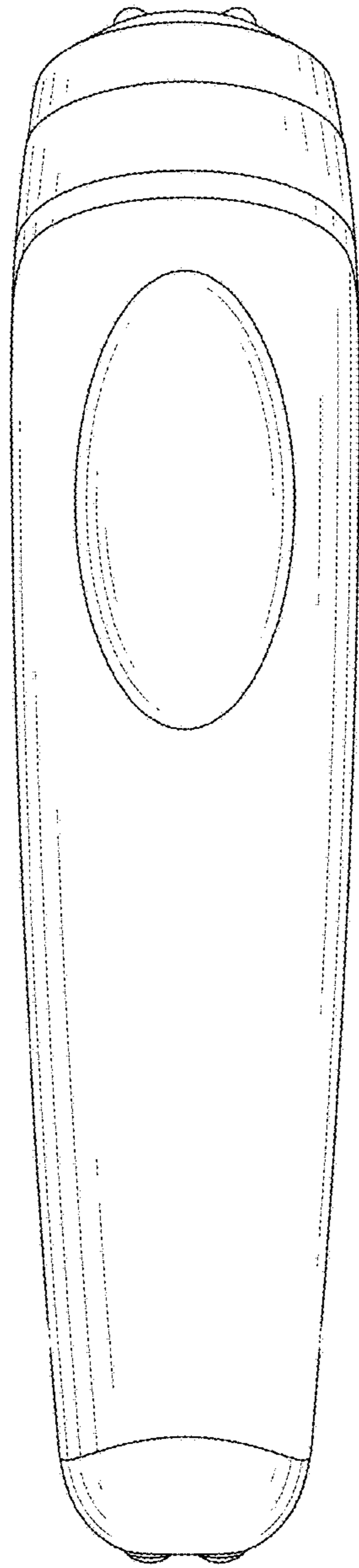


FIG. 4

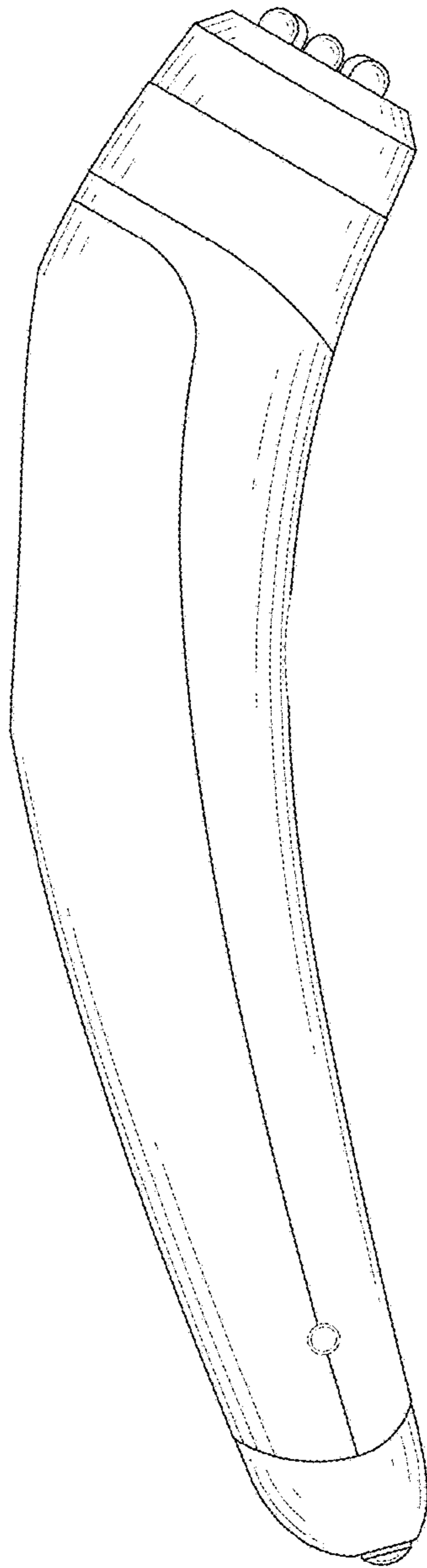


FIG. 5

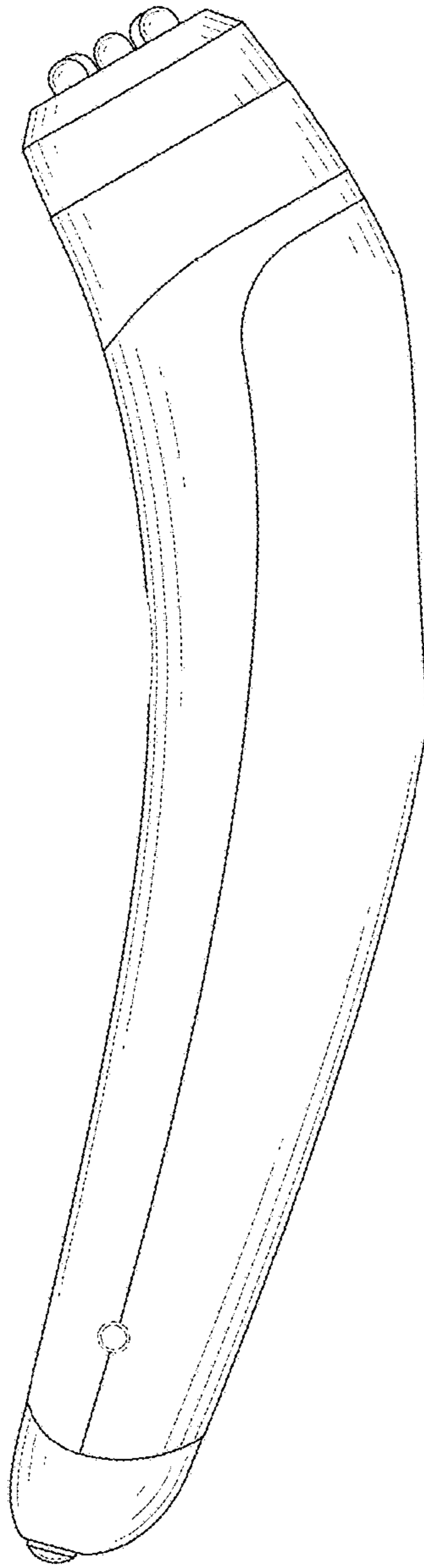


FIG. 6

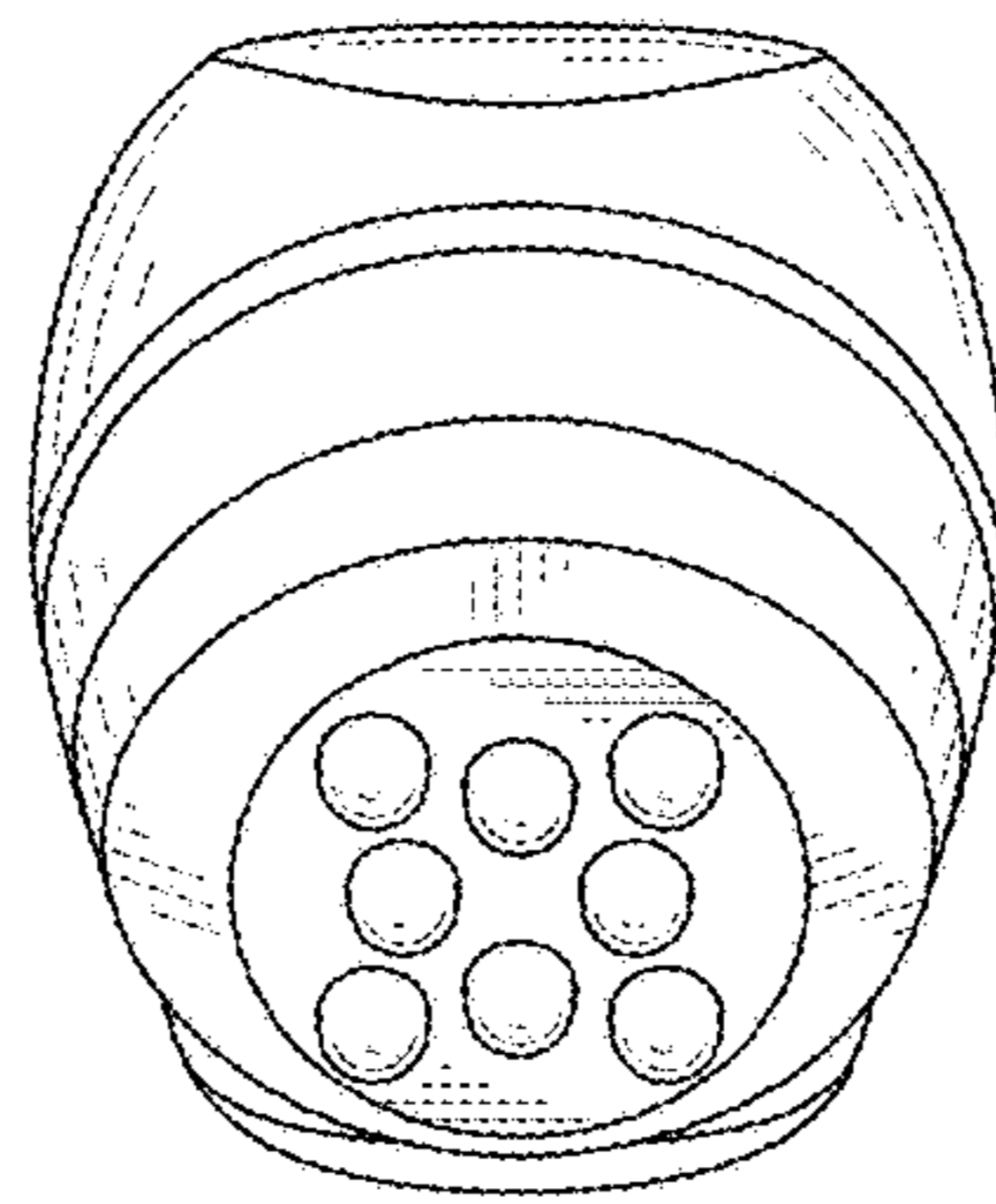


FIG. 7






FIG. 8

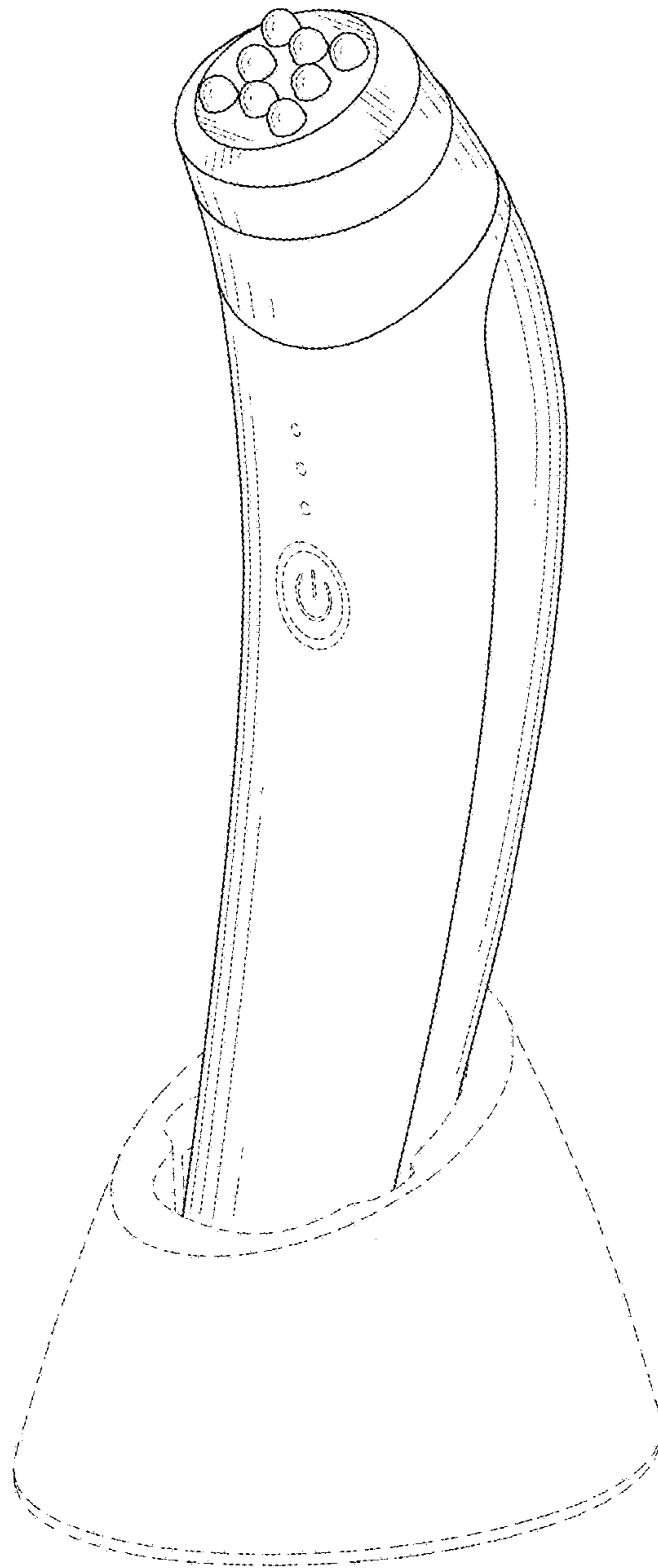


FIG. 9