



US00D838851S

(12) **United States Design Patent** (10) **Patent No.:** **US D838,851 S**  
**Neubauer et al.** (45) **Date of Patent:** **\*\* Jan. 22, 2019**

(54) **REFERENCE ARRAY**

(71) Applicant: **Brainlab AG**, Munich (DE)

(72) Inventors: **Timo Neubauer**,  
Grasbrunn-Neukeferloh (DE); **Melanie  
Stulpe**, Rosenheim (DE); **Marc  
Brokelmann**, Munich (DE)

(73) Assignee: **Brainlab AG**, Munich (DE)

(\*\*) Term: **15 Years**

(21) Appl. No.: **29/629,820**

(22) Filed: **Dec. 15, 2017**

**Related U.S. Application Data**

(62) Division of application No. 29/548,540, filed on Dec. 15, 2015.

(30) **Foreign Application Priority Data**

Jul. 10, 2015 (EM) ..... 002734657

(51) **LOC (11) Cl.** ..... **24-01**

(52) **U.S. Cl.**  
USPC ..... **D24/158**

(58) **Field of Classification Search**  
USPC ..... D24/107, 158-161, 185, 186, 187, 231,  
D24/128, 133, 140

CPC ..... A61B 90/39; A61B 2090/3908; A61B  
2090/392; A61B 2090/3937; A61B  
2090/395; A61B 2090/3966; A61B  
2090/3983; A61B 5/066

See application file for complete search history.

(56) **References Cited**

U.S. PATENT DOCUMENTS

D365,881 S	1/1996	Tiefenthal et al.	
7,491,198 B2 *	2/2009	Kockro .....	A61B 90/36 606/1
D685,478 S	7/2013	Lomas et al.	
D690,421 S *	9/2013	Charles .....	D24/158
9,019,262 B2	4/2015	Ma et al.	
D761,428 S	7/2016	Birkenbach	
D778,441 S	2/2017	Corrao, Jr. et al.	
2002/0068942 A1	6/2002	Neubauer et al.	
2005/0113846 A1 *	5/2005	Carson .....	A61F 2/461 606/130
2007/0016009 A1	1/2007	Lakin et al.	
2008/0045972 A1	2/2008	Wagner et al.	
2008/0195110 A1	8/2008	Plassy et al.	
2009/0024127 A1	1/2009	Lechner et al.	
2010/0100081 A1	4/2010	Tuma et al.	
2015/0351863 A1	12/2015	Plassky et al.	

\* cited by examiner

*Primary Examiner* — Anhdao Doan

(74) *Attorney, Agent, or Firm* — Tucker Ellis LLP

(57) **CLAIM**

The ornamental design for a reference array, as shown and described.

**DESCRIPTION**

FIG. 1 is a perspective view of a reference array showing our new design.

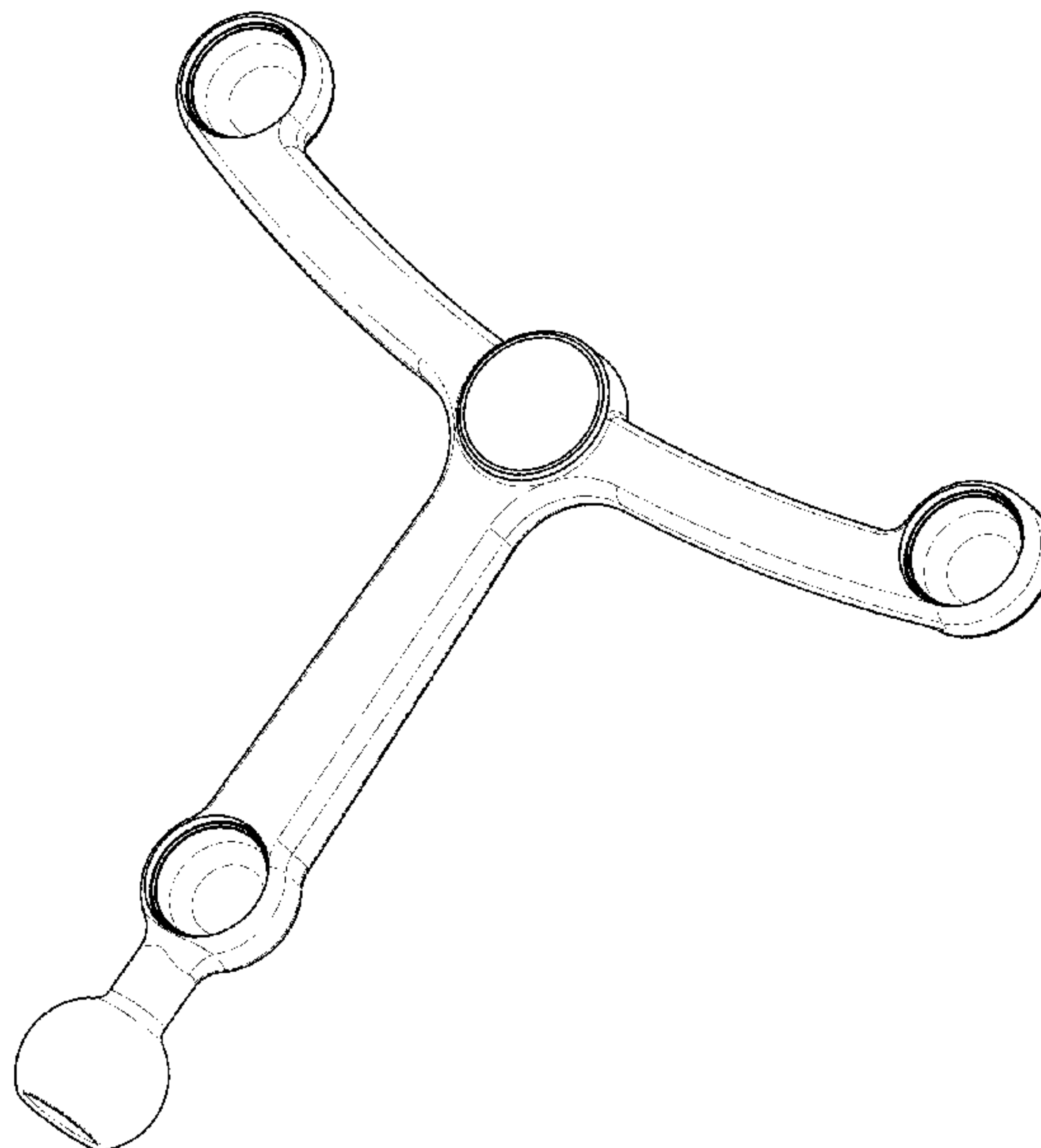
FIG. 2 is a front view thereof.

FIG. 3 is a rear view thereof; and,

FIG. 4 is a left side view thereof.

The broken lines immediately adjacent the shaded areas represent the bounds of the claimed design and form no part thereof; all other broken lines depict unclaimed environmental subject matter and form no part of the claim.

**1 Claim, 4 Drawing Sheets**



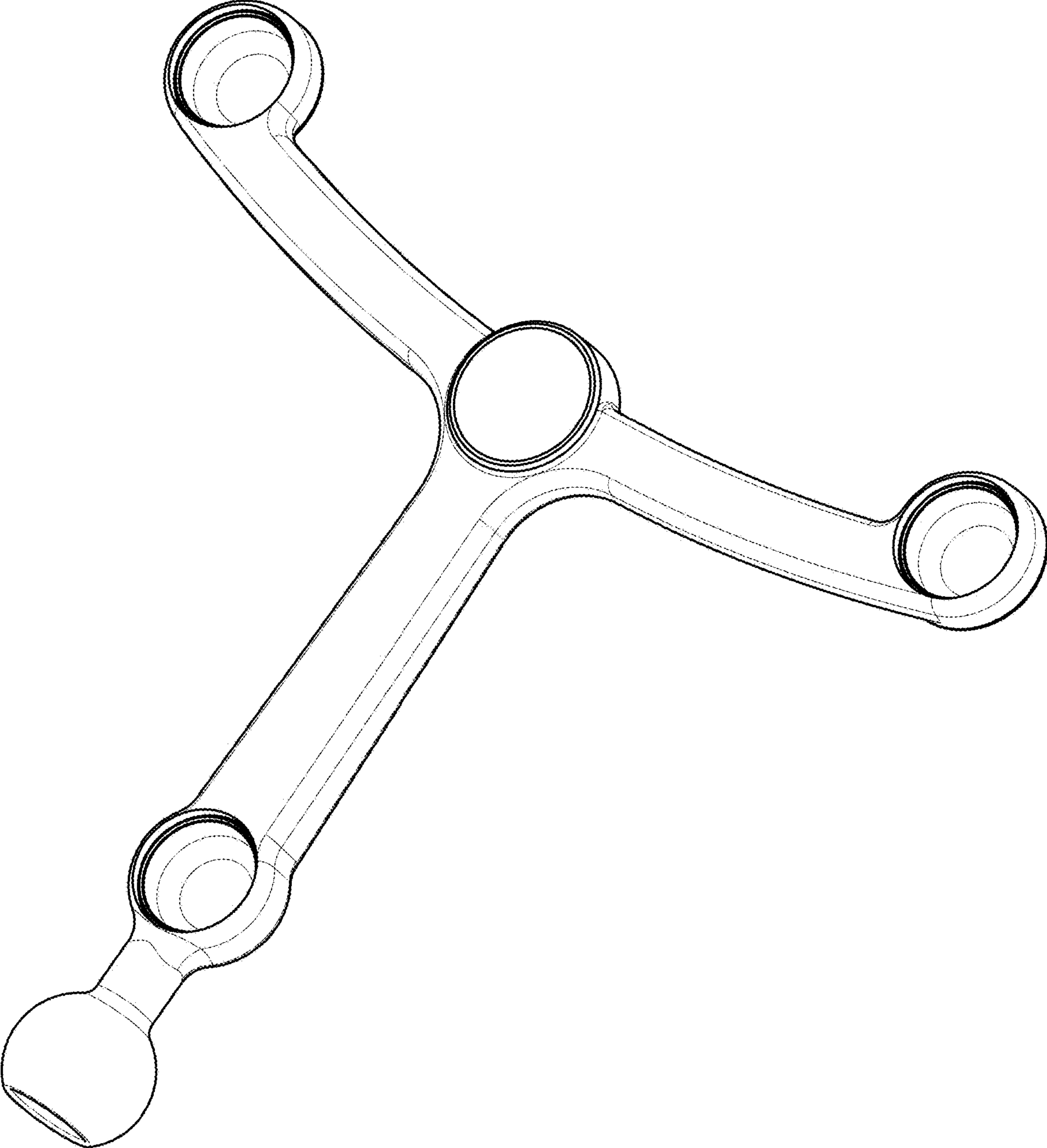


FIG. 1

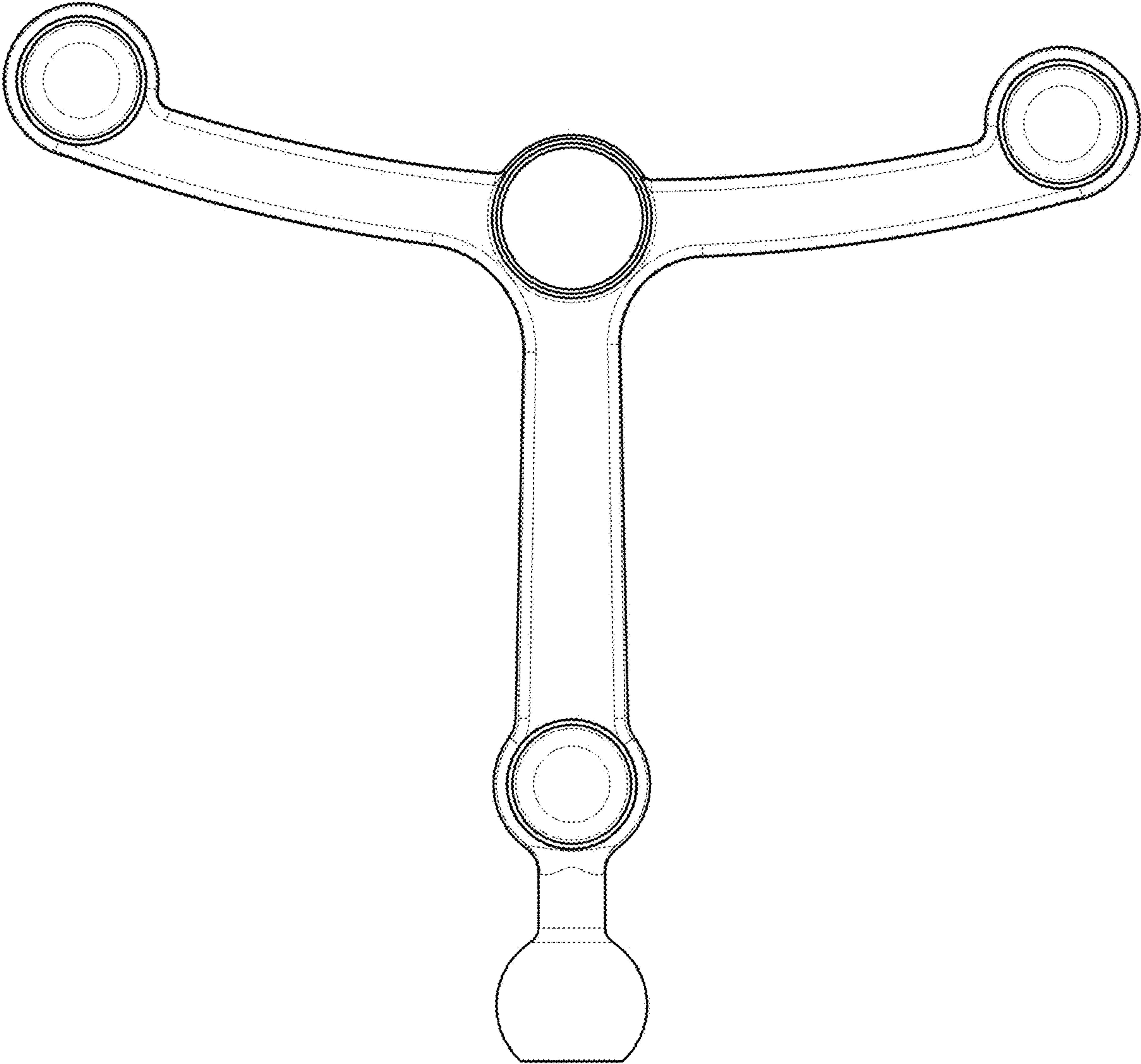


FIG. 2

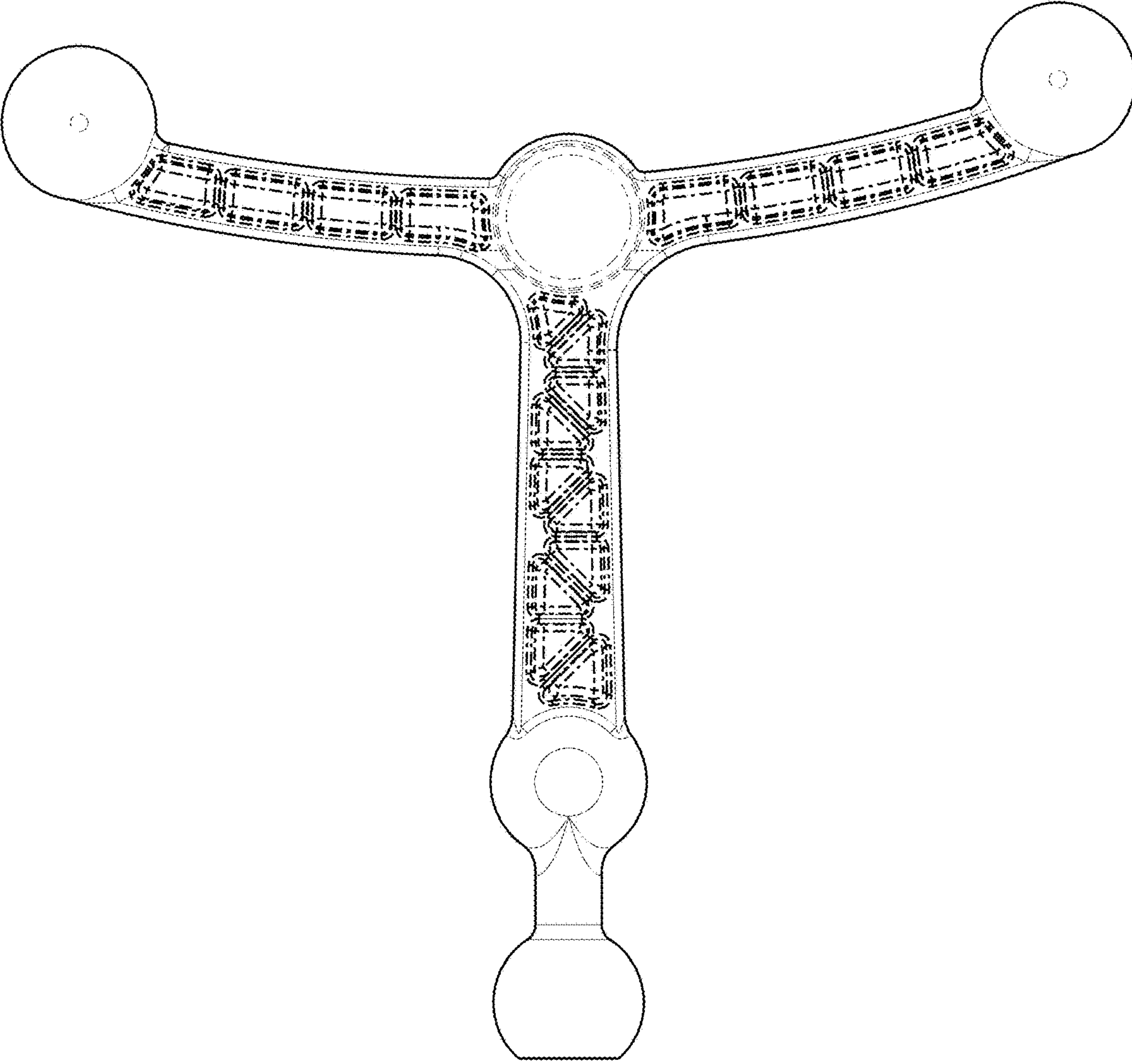


FIG. 3

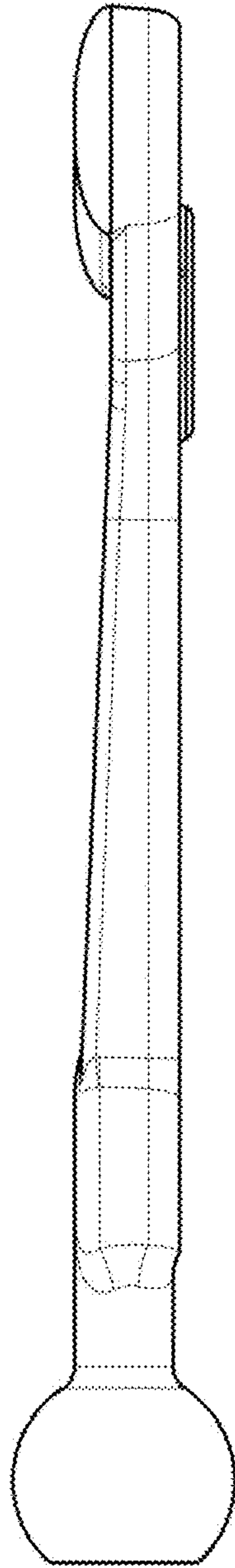


FIG. 4