



US00D838847S

(12) **United States Design Patent**
Zhang

(10) **Patent No.:** **US D838,847 S**
(45) **Date of Patent:** **** Jan. 22, 2019**

(54) **HEMOSTATIC CLAMP**
(71) Applicant: **Dahong Zhang**, Zhejiang (CN)
(72) Inventor: **Dahong Zhang**, Zhejiang (CN)
(**) Term: **15 Years**
(21) Appl. No.: **29/631,933**
(22) Filed: **Jan. 4, 2018**

(30) **Foreign Application Priority Data**

Oct. 20, 2017 (CN) 2017 3 0502714

(51) **LOC (11) Cl.** **24-02**
(52) **U.S. Cl.**
USPC **D24/143; D24/145**
(58) **Field of Classification Search**
USPC D24/143, 145, 133
CPC ... A61B 17/29; A61B 17/122; A61B 17/1225;
A61B 17/1285; A61B 17/0487; A61B
17/083; A61B 2017/1225
See application file for complete search history.

(56) **References Cited**

U.S. PATENT DOCUMENTS

4,834,096 A * 5/1989 Oh A61B 17/122
606/158
5,062,846 A * 11/1991 Oh A61B 17/122
606/158
6,863,675 B2 * 3/2005 Wilson, Jr. A61B 17/122
7,001,412 B2 * 2/2006 Gallagher A61B 17/0487
606/151
7,316,696 B2 * 1/2008 Wilson, Jr. A61B 17/122
132/277

7,326,223 B2 * 2/2008 Wilson, Jr. A61B 17/122
132/271
9,445,820 B2 * 9/2016 Whiting A61B 17/122
D808,522 S * 1/2018 Cannady D24/145
9,855,053 B2 * 1/2018 Bagaoisan A61B 17/122
2005/0165423 A1 * 7/2005 Gallagher A61B 17/122
606/151
2006/0217749 A1 * 9/2006 Wilson, Jr. A61B 17/122
606/157
2007/0083218 A1 * 4/2007 Morris A61B 17/122
606/157
2009/0088783 A1 * 4/2009 Kennedy A61B 17/122
606/158
2017/0027576 A1 * 2/2017 Castro A61B 17/1285
2017/0311954 A1 * 11/2017 Brodaczewski A61B 17/122
2018/0036008 A1 * 2/2018 Ramsey A61B 17/083

* cited by examiner

Primary Examiner — Wan Laymon
(74) *Attorney, Agent, or Firm* — JCIPRNET

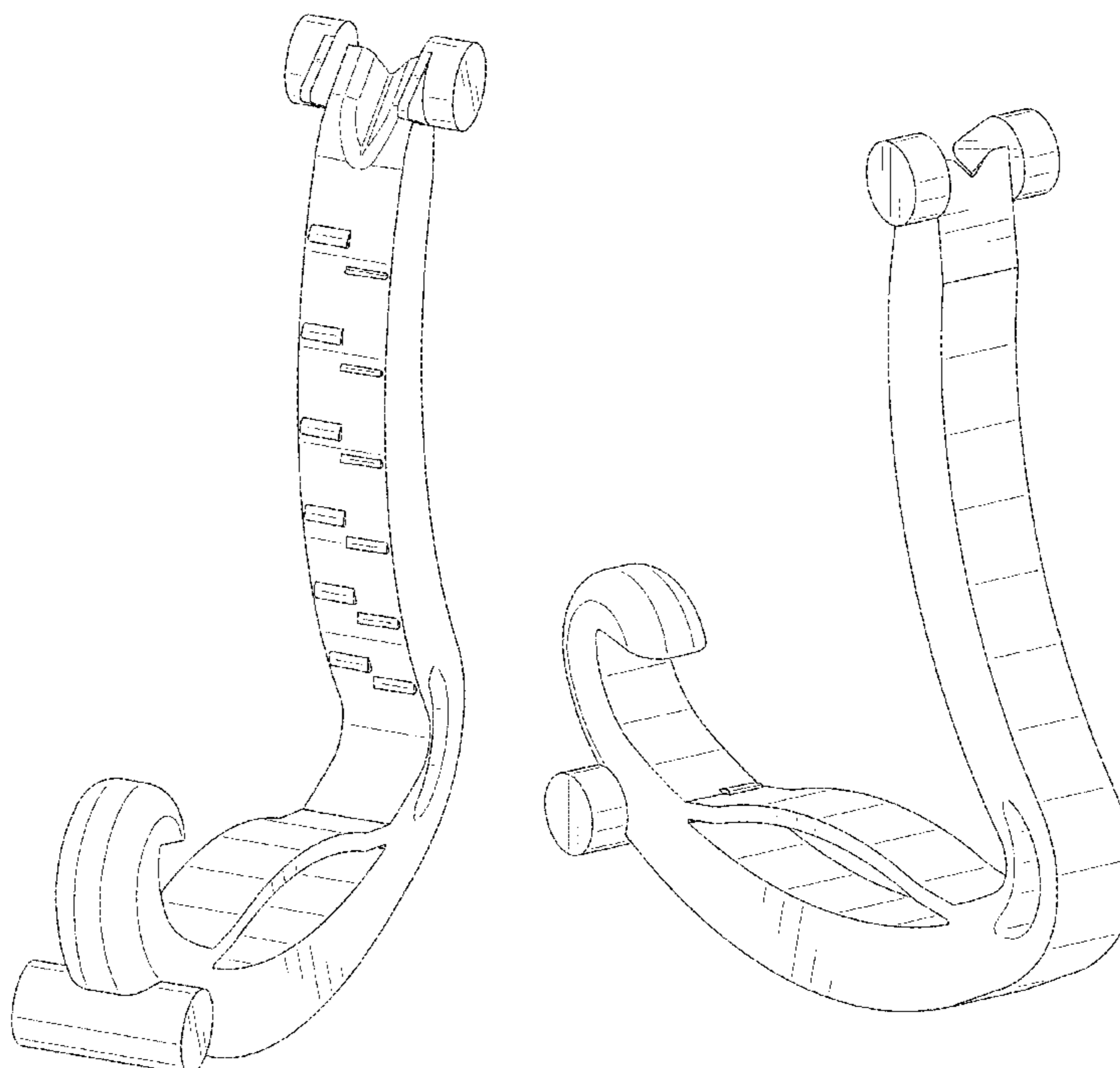
(57) **CLAIM**

The ornamental design for a hemostatic clamp, as shown and described.

DESCRIPTION

FIG. 1 is a perspective view of a hemostatic clamp showing my new design;
FIG. 2 is another perspective view thereof;
FIG. 3 is a front view thereof;
FIG. 4 is a rear view thereof;
FIG. 5 is a left side view thereof;
FIG. 6 is a right side view thereof;
FIG. 7 is a top view thereof; and,
FIG. 8 is a bottom view thereof.

1 Claim, 8 Drawing Sheets



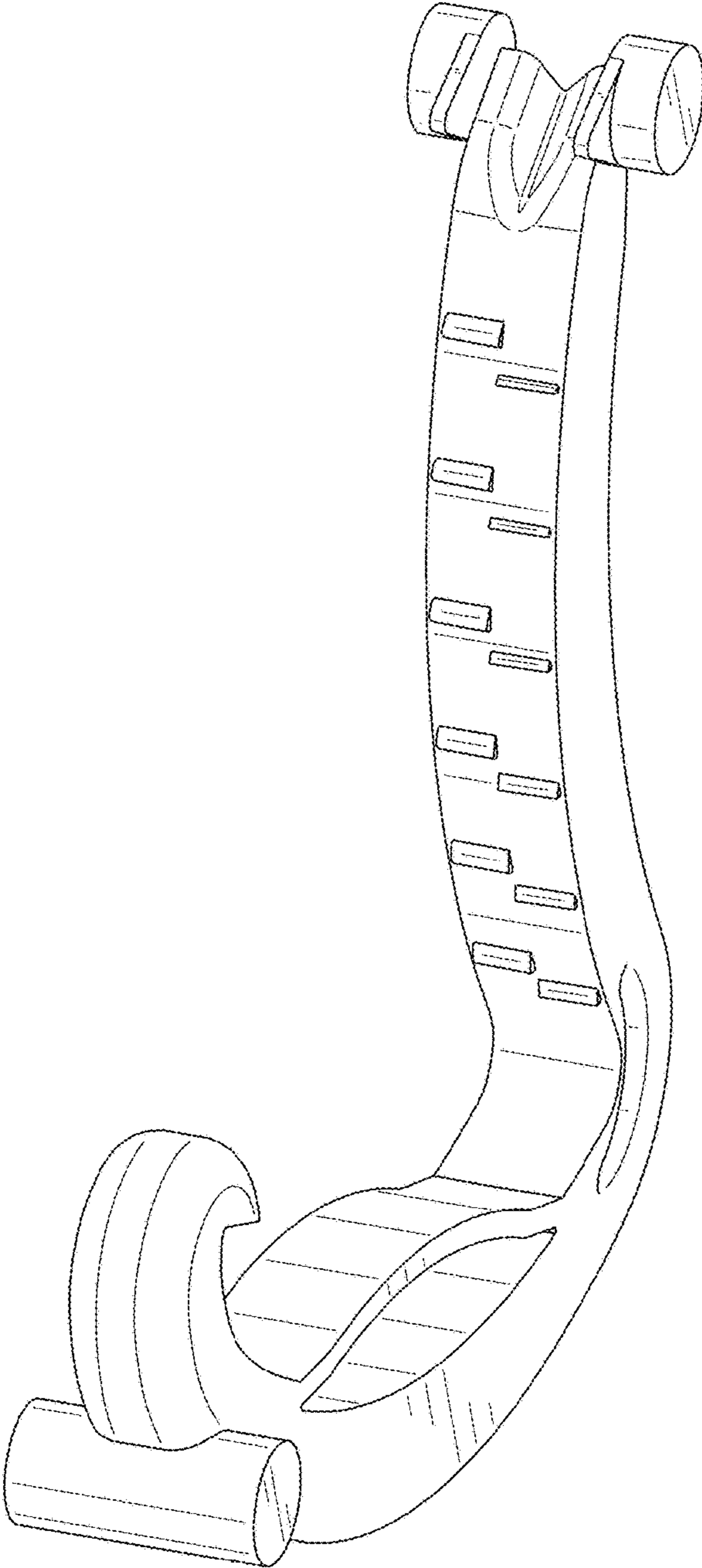


FIG. 1

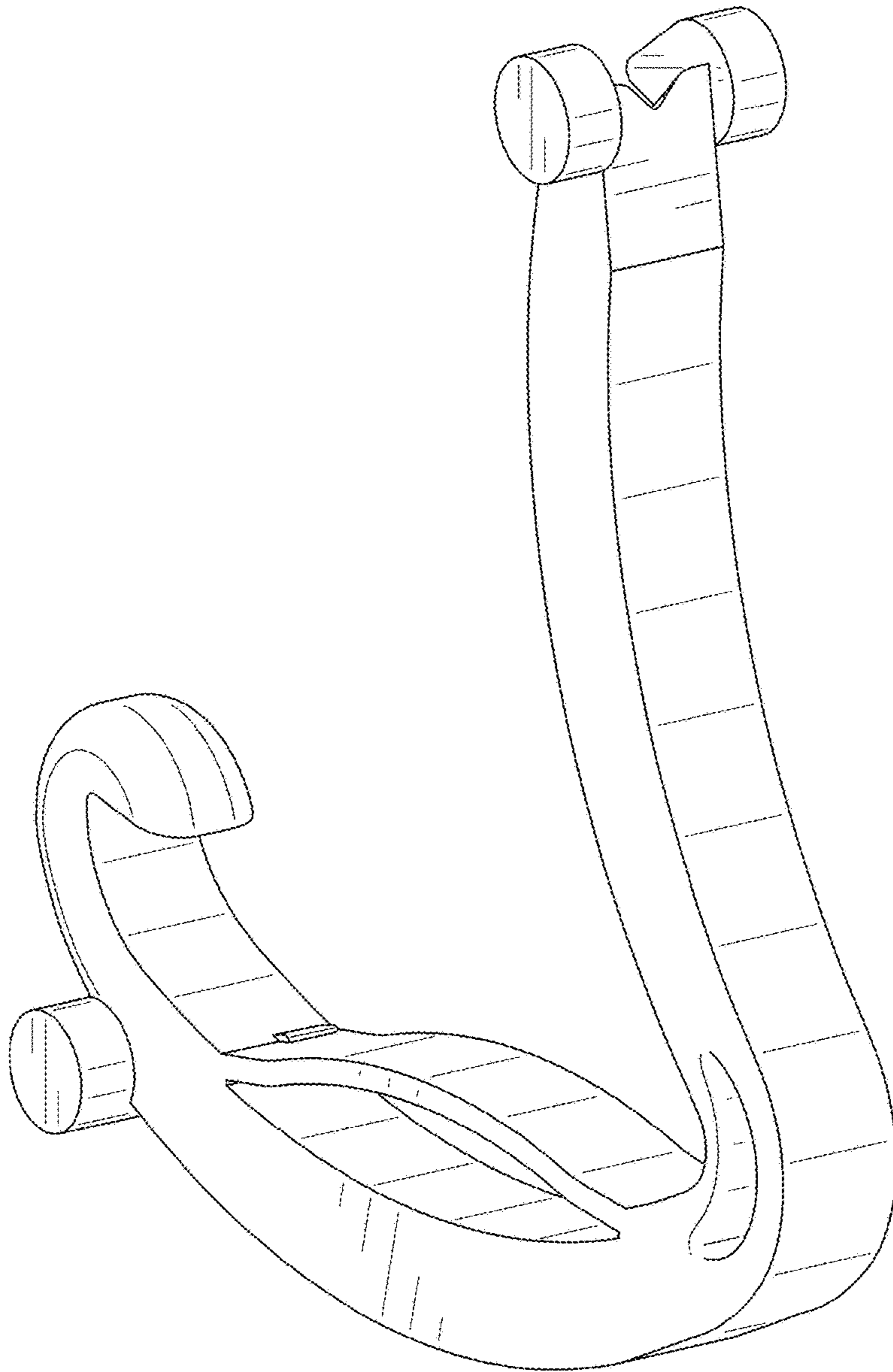


FIG. 2

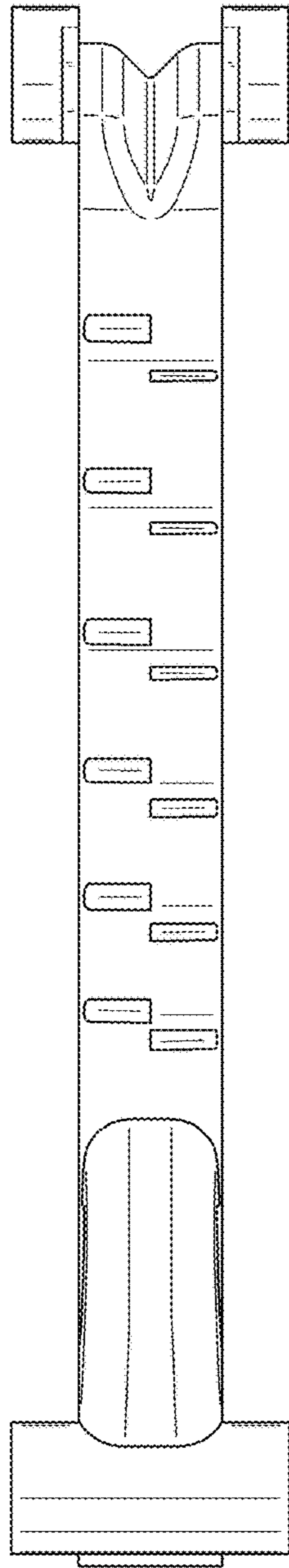


FIG. 3

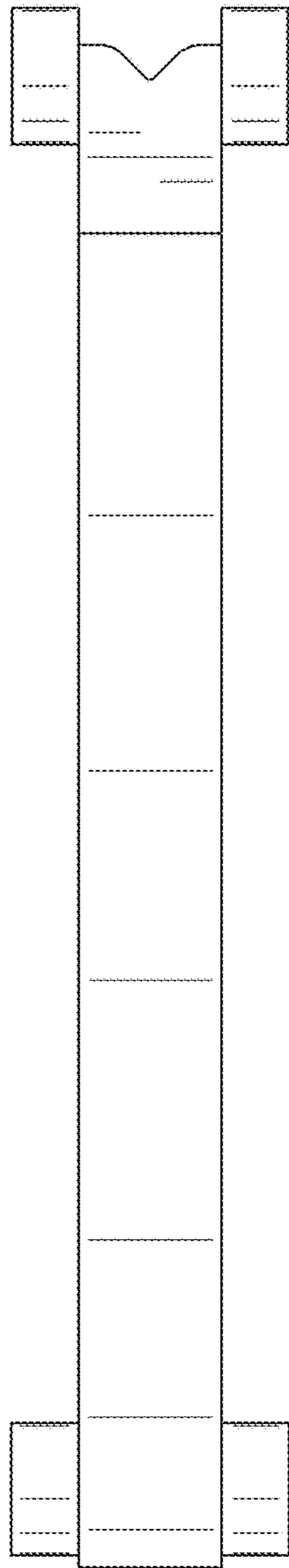


FIG. 4

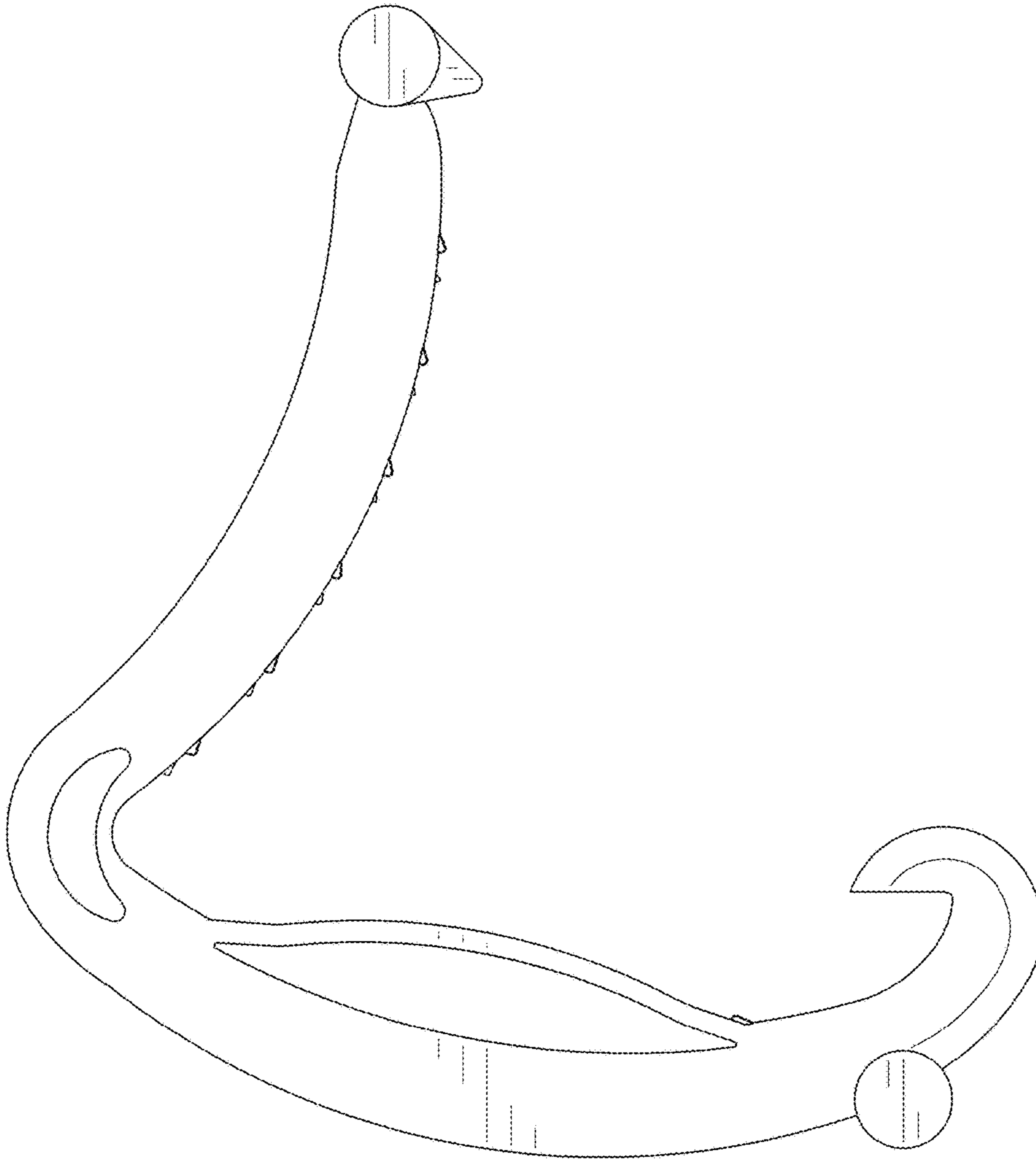


FIG. 5

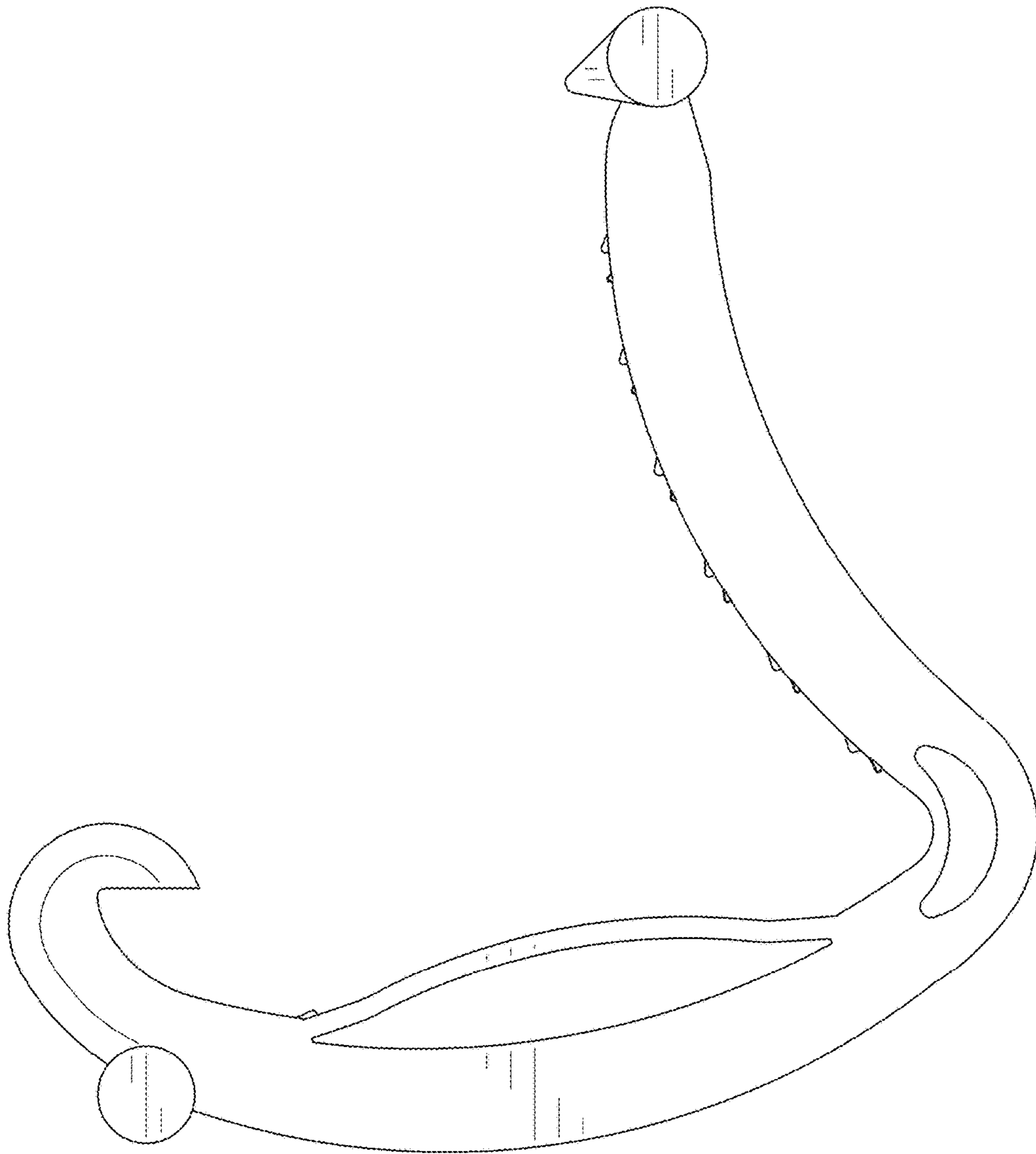


FIG. 6

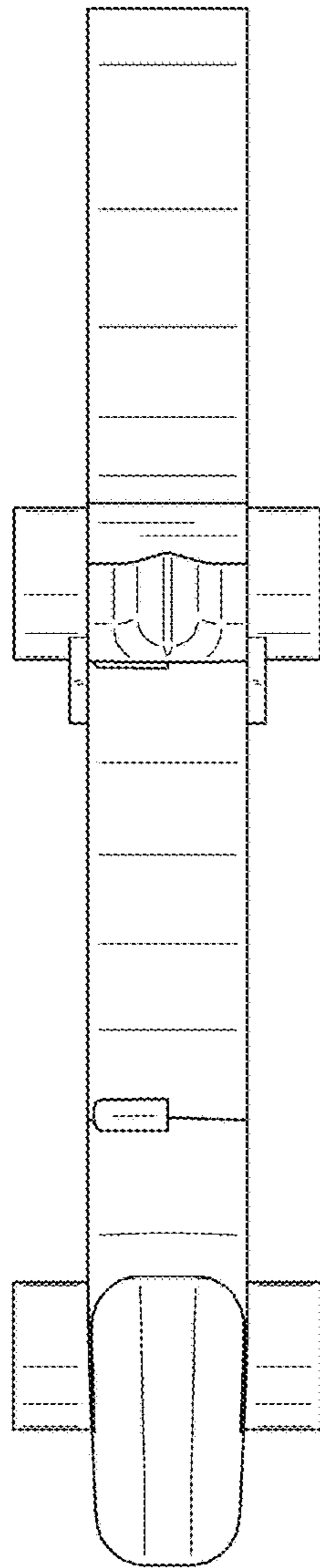


FIG. 7

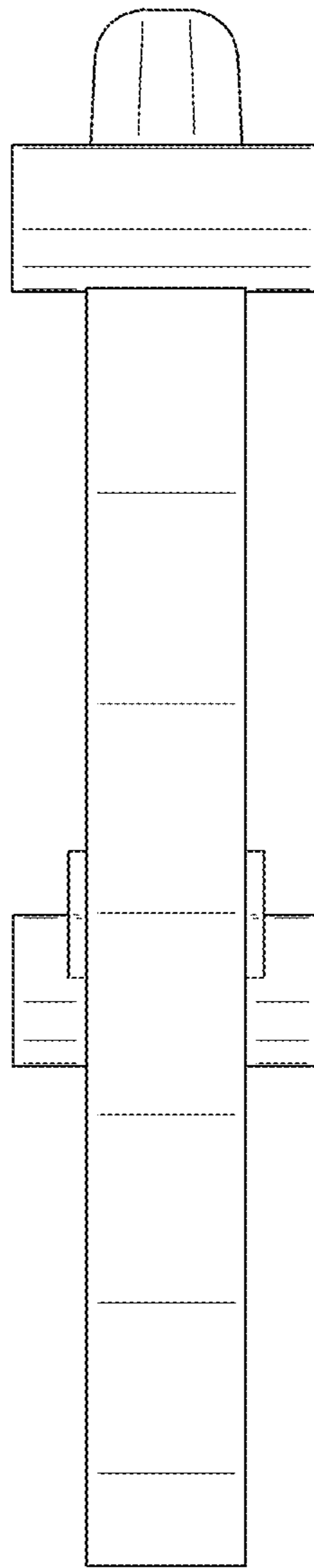


FIG. 8