



US00D838841S

(12) **United States Design Patent**
Johnson et al.

(10) **Patent No.:** **US D838,841 S**

(45) **Date of Patent:** **** Jan. 22, 2019**

(54) **CANNULA PAD**

(71) Applicant: **Fisher & Paykel Healthcare Limited,**
Auckland (NZ)

(72) Inventors: **Chelsea Erin Johnson,** Auckland (NZ);
Michael Paul Ronayne, Auckland
(NZ); **Alexander Ian James Wastney,**
Taupiri (NZ); **Leon Tyler Stanley,**
Auckland (NZ)

(73) Assignee: **Fisher & Paykel Healthcare Limited,**
Auckland (NZ)

(**) Term: **15 Years**

(21) Appl. No.: **29/578,948**

(22) Filed: **Sep. 26, 2016**

(51) **LOC (11) Cl.** **24-02**

(52) **U.S. Cl.**
USPC **D24/112**

(58) **Field of Classification Search**
USPC D24/127–131, 112–114, 133, 186;
606/181, 185; 604/264, 523–528, 272,
604/187, 158, 164.01–164.11, 181, 184,
604/227; 600/101, 139, 143;
128/200.24, 207.14, 207.15
CPC A61M 25/00; A61M 39/00; A61M 27/00;
A61M 25/0043; A61M 25/0067; A61M
25/0097; A61F 2/958
See application file for complete search history.

(56) **References Cited**

U.S. PATENT DOCUMENTS

D375,355 S * 11/1996 Bierman 604/180
D375,356 S * 11/1996 Bierman 604/180
D492,411 S * 6/2004 Bierman D24/128

D503,977 S * 4/2005 Bierman D24/128
D528,206 S * 9/2006 Bierman D24/128
D563,552 S * 3/2008 Bierman D24/128
D601,249 S * 9/2009 Su D24/129
D604,411 S * 11/2009 Gomez D24/130
D608,444 S * 1/2010 Kyvik D24/130

OTHER PUBLICATIONS

Office Action in corresponding Japanese Patent Application No.
2017-025940 dated Mar. 23, 2018, in 3 pages.
Office Action in corresponding Chinese Patent Application No.
201730089534.0 dated Jul. 31, 2017, in 1 page.
Office Action in corresponding Chinese Patent Application No.
201730089533.6 dated Aug. 1, 2017, in 1 page.

* cited by examiner

Primary Examiner — David G Muller

(74) *Attorney, Agent, or Firm* — Knobbe, Martens, Olson
& Bear, LLP

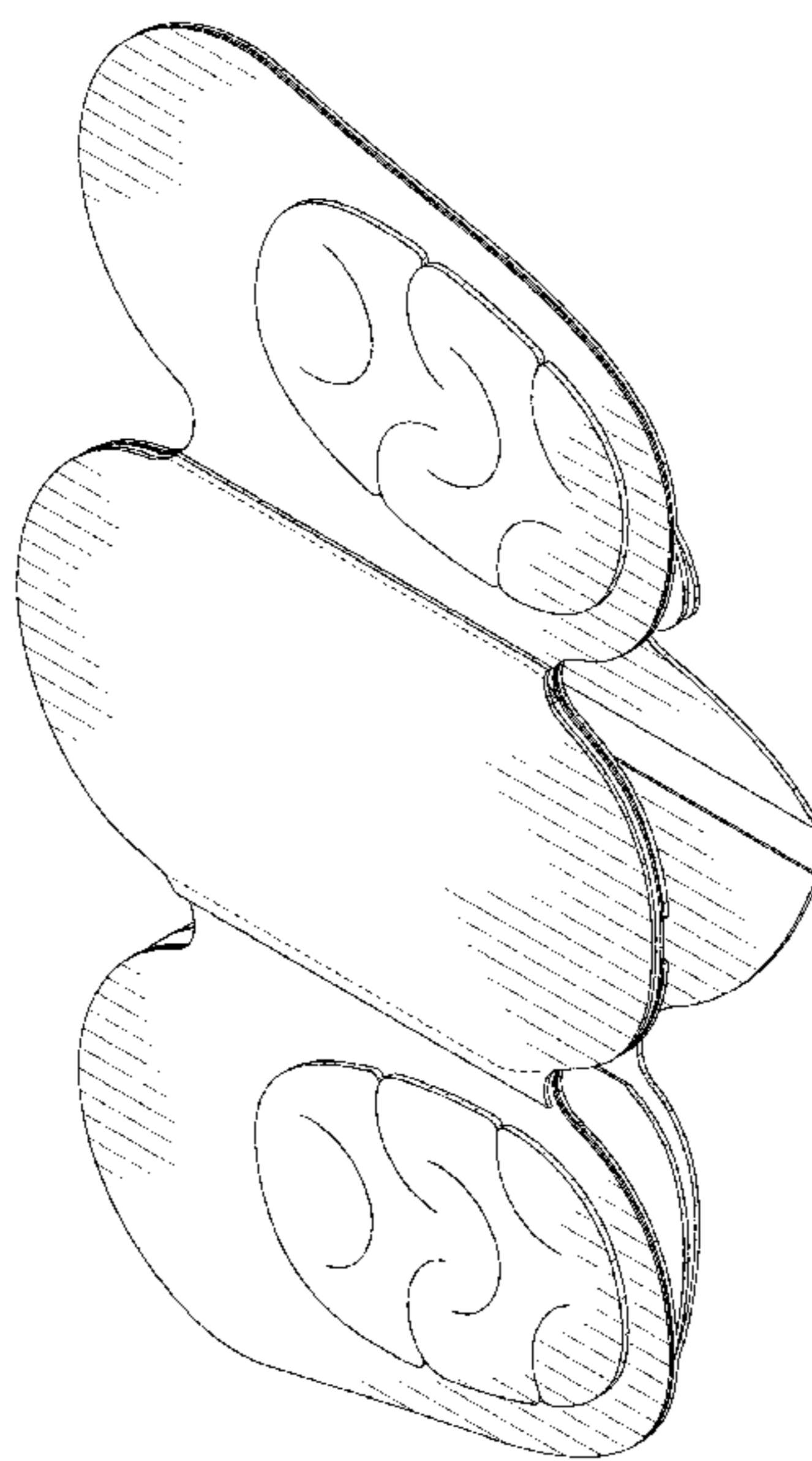
(57) **CLAIM**

The ornamental design for a cannula pad, as shown and
described.

DESCRIPTION

FIG. 1 is a bottom perspective view of a cannula pad
embodying our new design;
FIG. 2 is a bottom view thereof;
FIG. 3 is a top view thereof;
FIG. 4 is a first side view thereof;
FIG. 5 is a second side view thereof;
FIG. 6 is a front side view thereof; and,
FIG. 7 is a rear side view thereof.
Broken lines are used to illustrate features of the cannula pad
which form no part of the claimed design. Broken lines
showing perforation lines along the top and the bottom of the
cannula pad form no part of the claimed design.

1 Claim, 5 Drawing Sheets



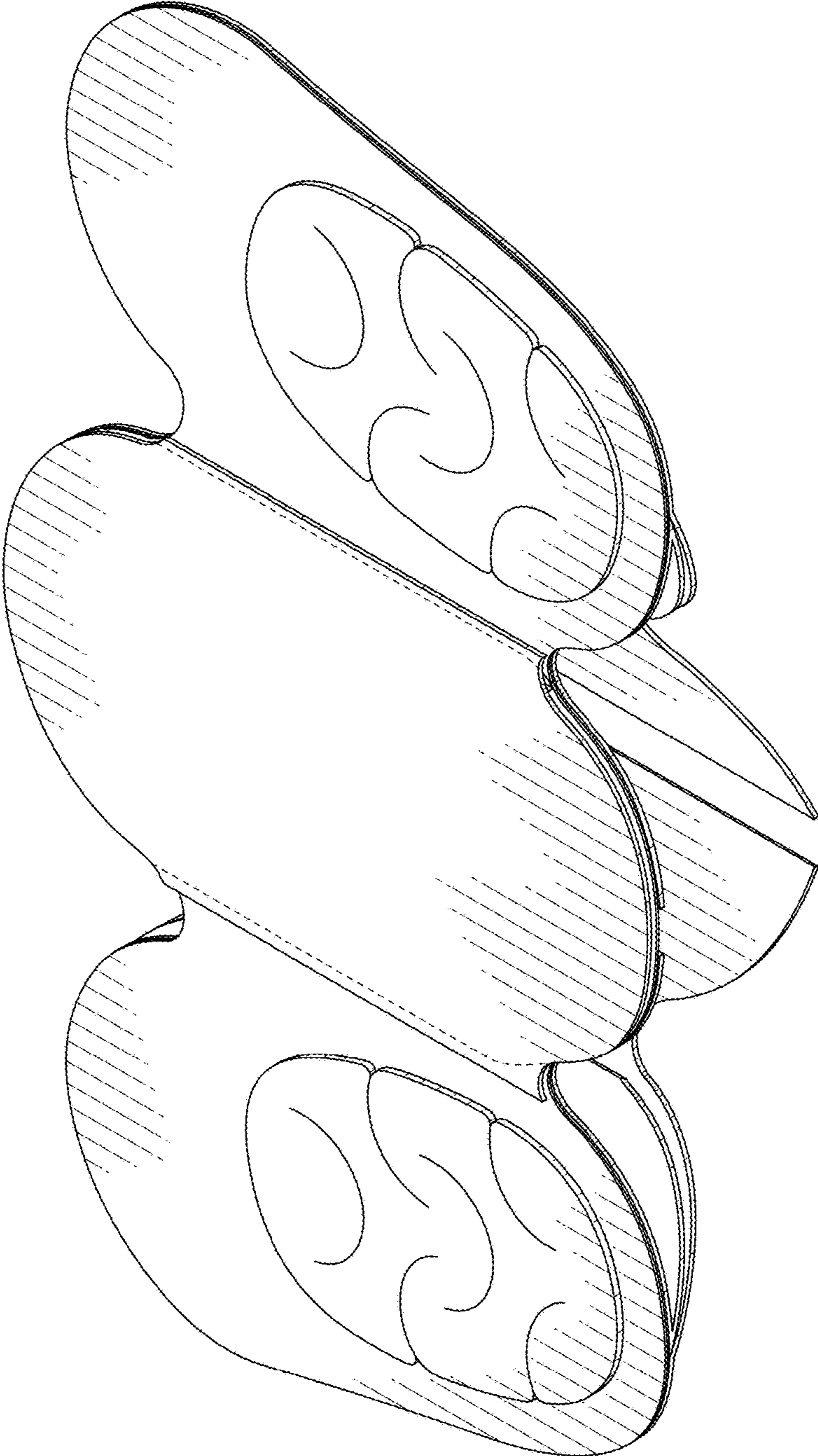


FIG. 1

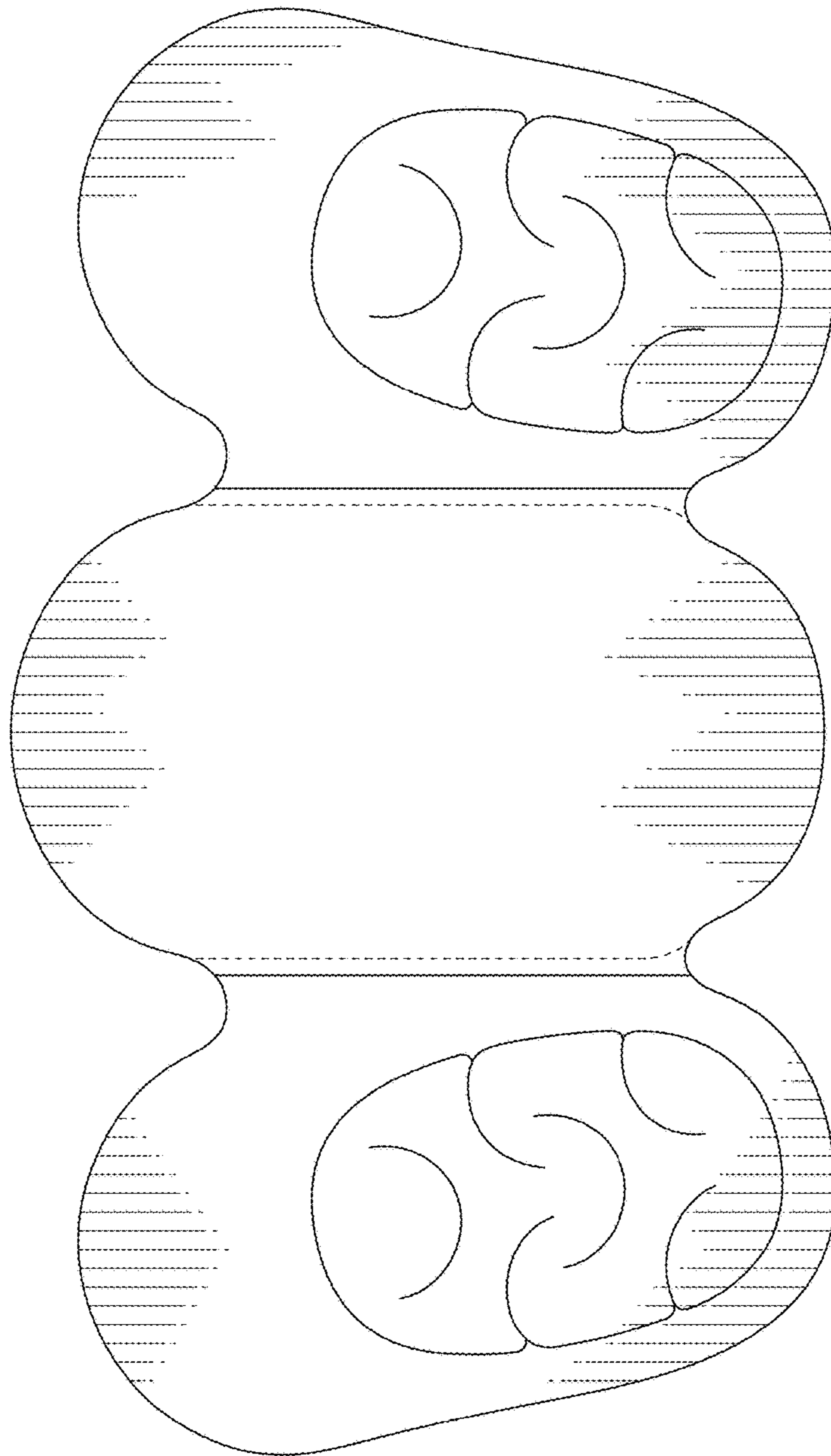


FIG. 2

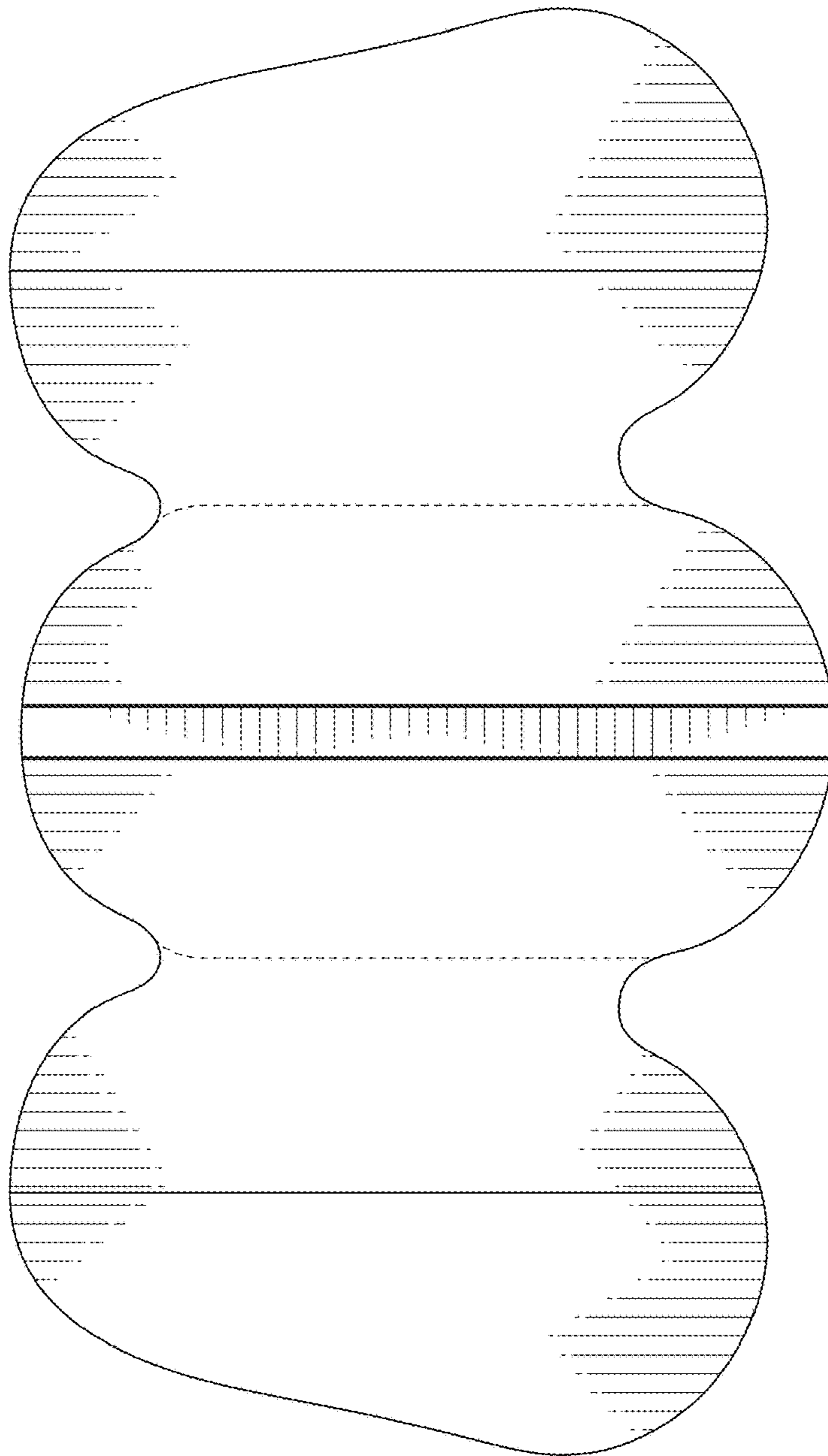


FIG. 3

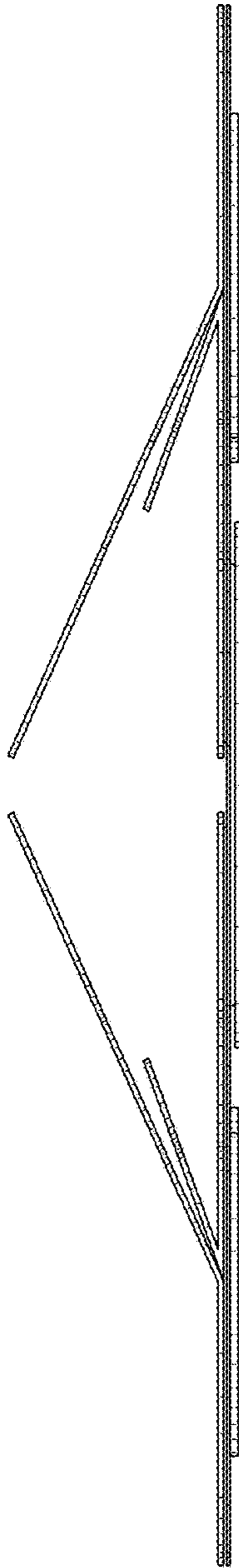


FIG. 4

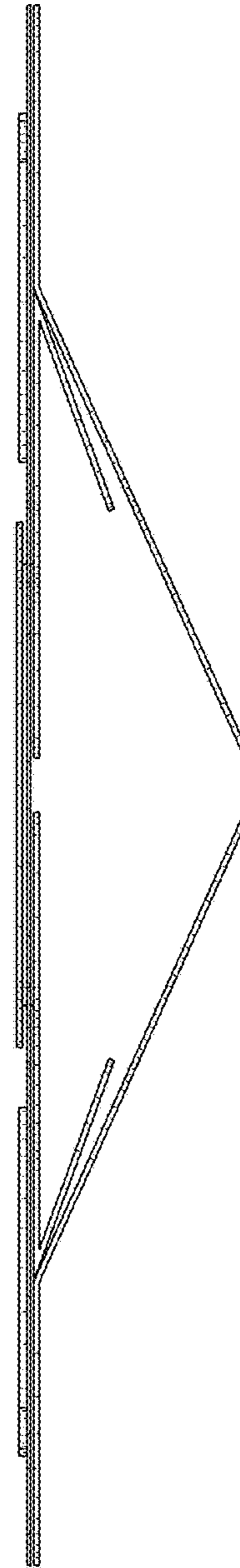


FIG. 5




FIG. 6

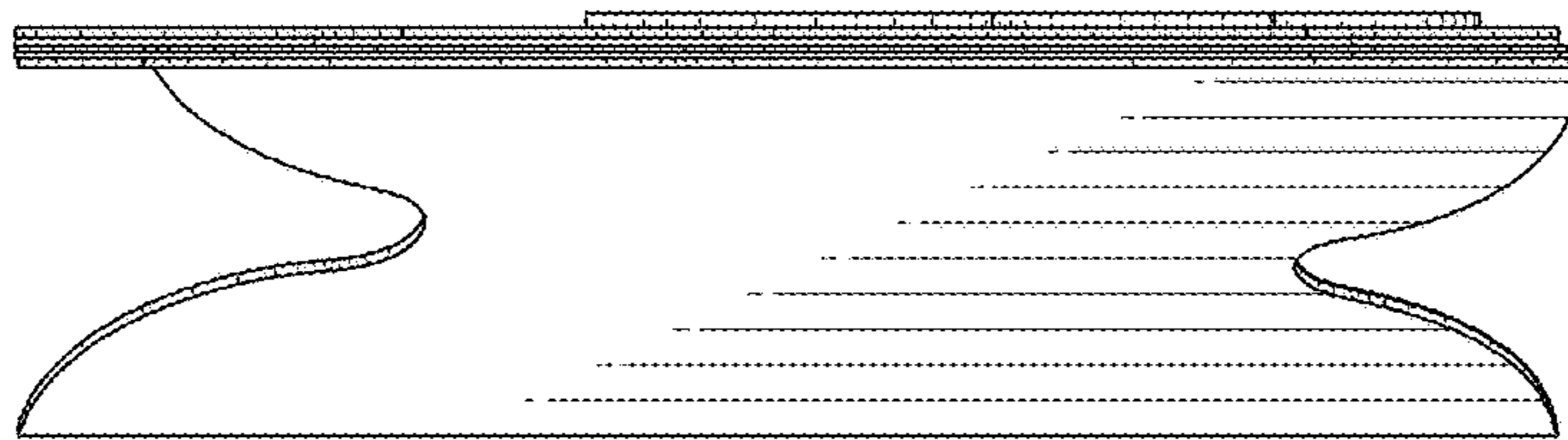


FIG. 7