



US00D838807S

(12) **United States Design Patent** (10) **Patent No.:** **US D838,807 S**
Bauermann (45) **Date of Patent:** **** Jan. 22, 2019**

(54) **FILTER COVER**

(71) Applicant: **Bobette Michelle Bauermann**, Yuma, AZ (US)

(72) Inventor: **Bobette Michelle Bauermann**, Yuma, AZ (US)

(**) Term: **15 Years**

(21) Appl. No.: **29/621,464**

(22) Filed: **Oct. 9, 2017**

(51) **LOC (11) Cl.** **23-01**

(52) **U.S. Cl.**
 USPC **D23/206; D6/610**

(58) **Field of Classification Search**
 USPC D23/200, 206, 209; D6/610; 206/0.6; 150/154, 165
 CPC B65D 23/08; F24F 13/20; F24F 1/58
 See application file for complete search history.

6,875,346 B2 4/2005 Fox et al.
 7,000,660 B2 * 2/2006 Chen G06F 3/0202
 150/154
 D517,162 S * 3/2006 Clower B65F 1/08
 D23/206
 D539,588 S * 4/2007 Picache D6/610
 7,316,435 B2 * 1/2008 Leighton A45C 11/00
 150/154
 D603,645 S * 11/2009 Whitman D6/610
 7,908,823 B2 * 3/2011 Edmunds B65D 41/22
 150/154
 D635,734 S * 4/2011 Rendall D34/39
 8,662,082 B2 * 3/2014 Bogojevic A61B 46/10
 128/849
 2004/0124127 A1 7/2004 Fox et al.
 2004/0149666 A1 8/2004 Leaverton

* cited by examiner

Primary Examiner — Robin V Webster
 (74) *Attorney, Agent, or Firm* — Dunlap Bennett & Ludwig PLLC

(56) **References Cited**

U.S. PATENT DOCUMENTS

4,811,767 A * 3/1989 Kessler E04H 1/1238
 150/154
 4,957,246 A * 9/1990 Kantor A47K 10/32
 150/154
 5,165,567 A * 11/1992 Richardson B65F 1/08
 150/154
 5,685,977 A * 11/1997 Golston B01D 35/30
 150/154
 D396,772 S * 8/1998 Hanzok D6/610
 5,915,580 A * 6/1999 Melk B65D 23/08
 215/386
 6,142,192 A * 11/2000 Dickinson B60C 25/147
 141/114
 6,276,551 B1 * 8/2001 Miller, II B65D 41/22
 150/154
 D473,629 S * 4/2003 Johnson B65D 41/22
 D23/206
 D486,551 S * 2/2004 McQuiston B60C 25/147
 D23/206

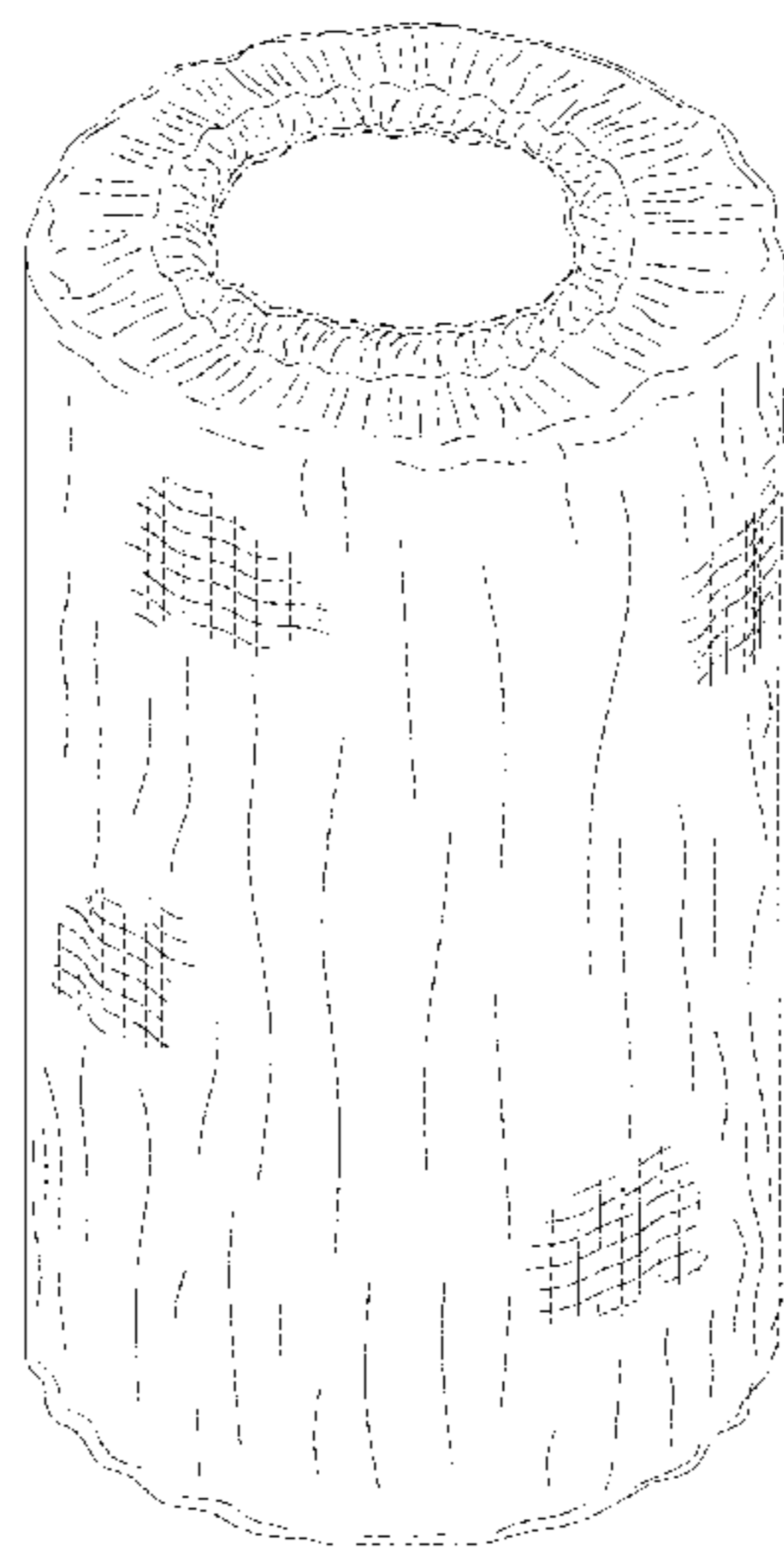
(57) **CLAIM**

The ornamental design for a filter cover, as shown and described.

DESCRIPTION

FIG. 1 is a perspective view of a filter cover, showing my new design;
 FIG. 2 is a front elevation view thereof;
 FIG. 3 is a right-side elevation view thereof;
 FIG. 4 is a rear elevation view thereof;
 FIG. 5 is a left-side elevation view thereof;
 FIG. 6 is a top plan view thereof; and,
 FIG. 7 is a bottom plan view thereof.
 The dash-dot-dash broken lines in the drawings depict the boundary of the claimed invention and it is understood that the claim extends to the boundary that forms no part of the claimed design.

1 Claim, 4 Drawing Sheets






FIG. 1

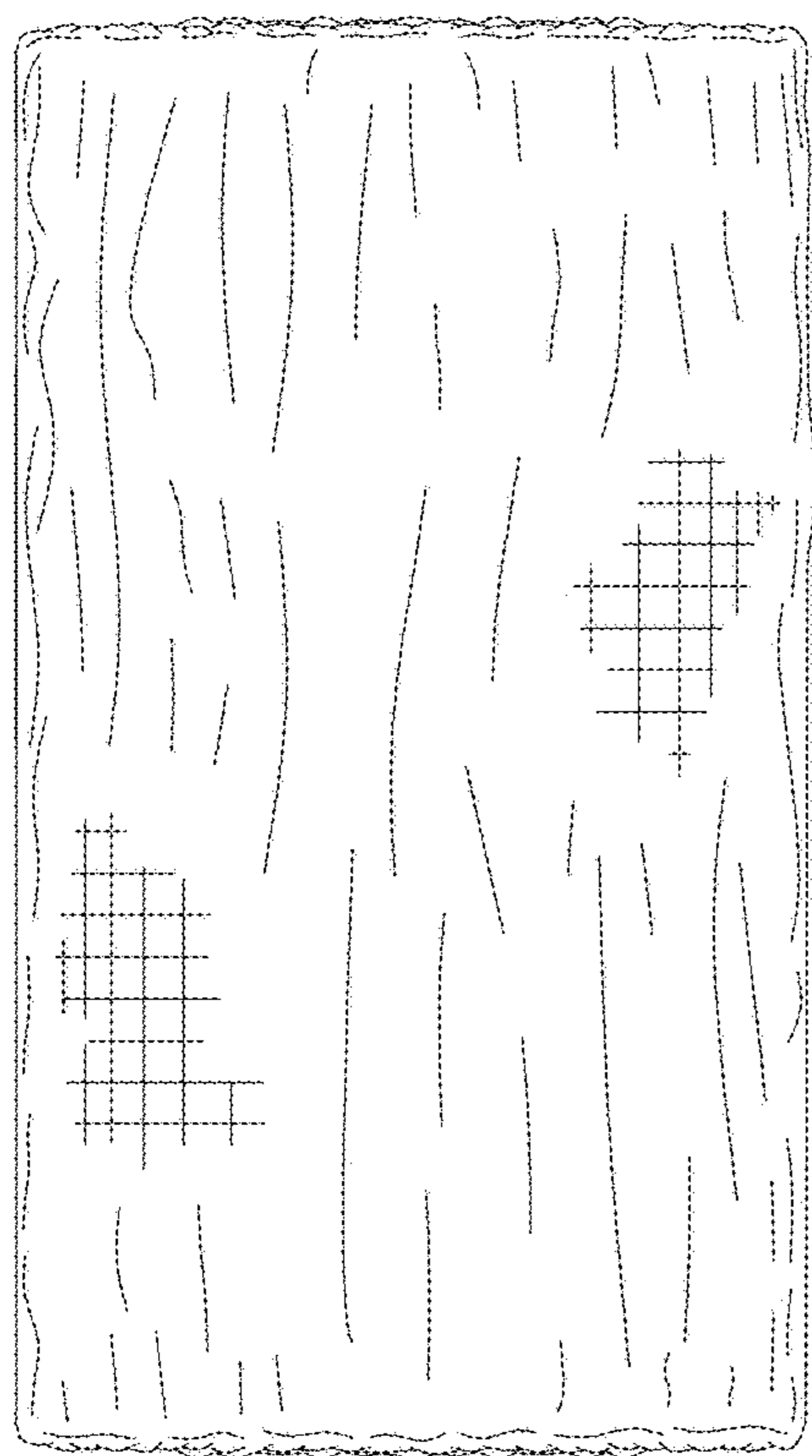


FIG. 2

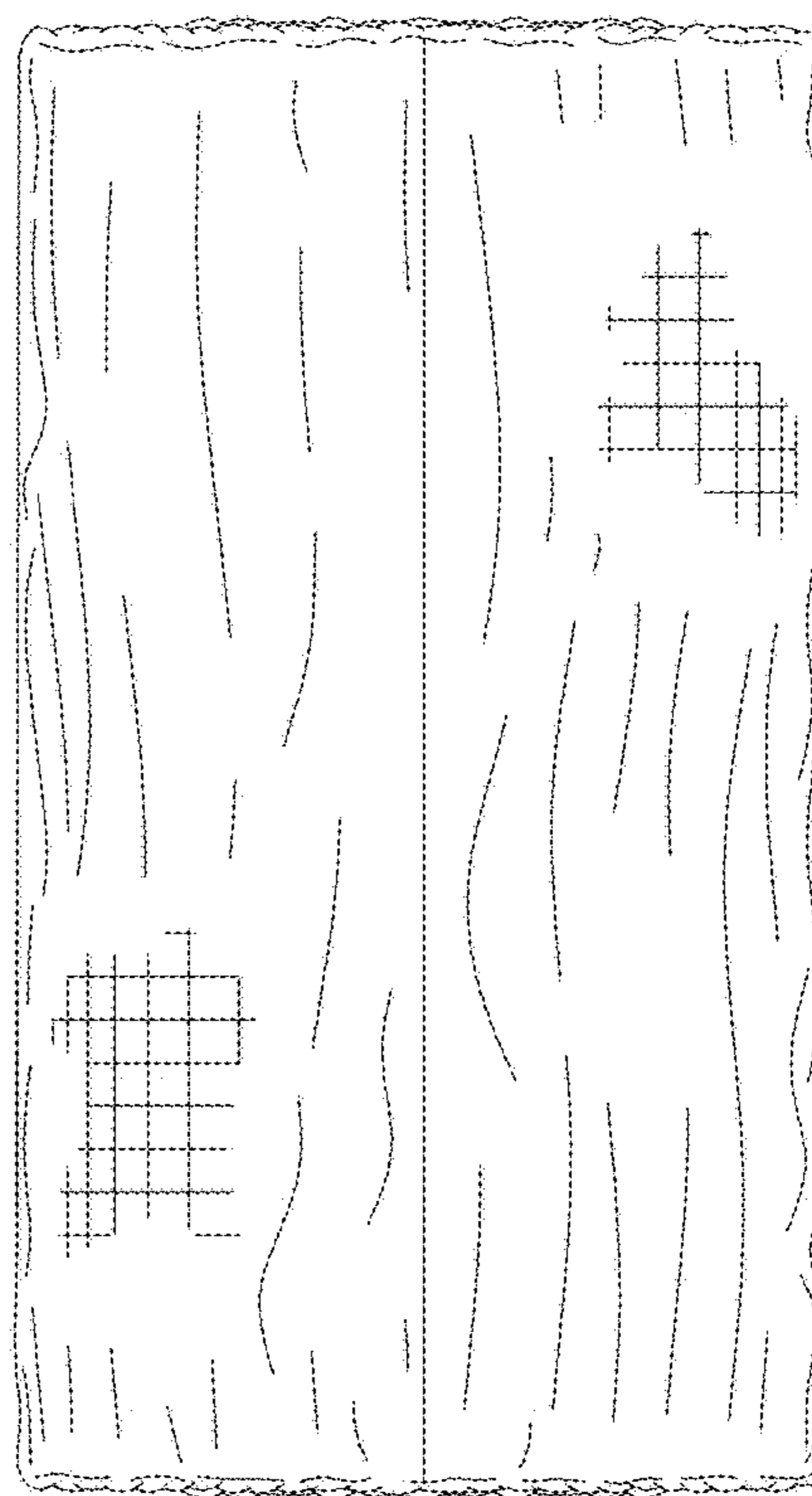


FIG. 3




FIG. 5

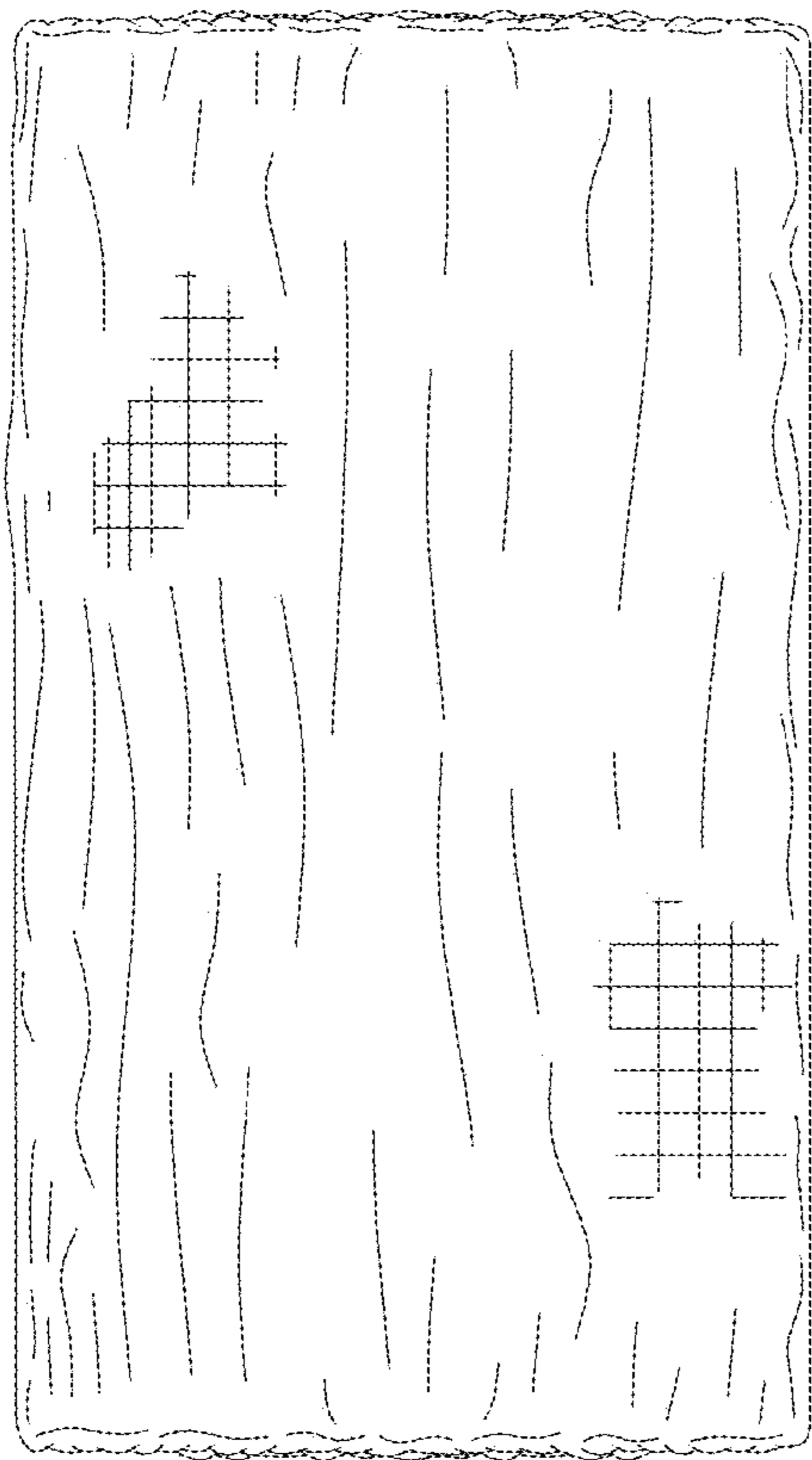


FIG. 4

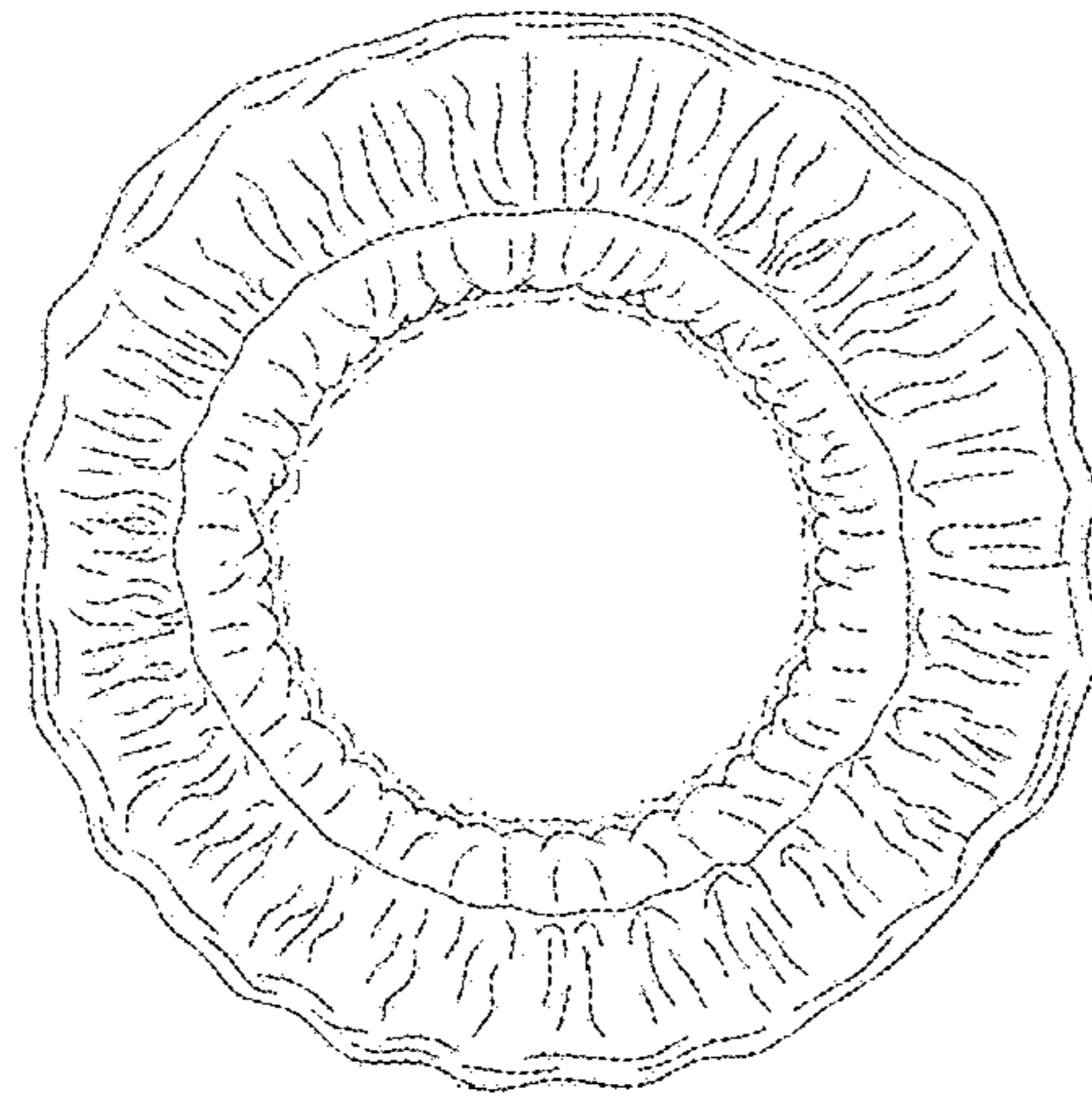


FIG. 6

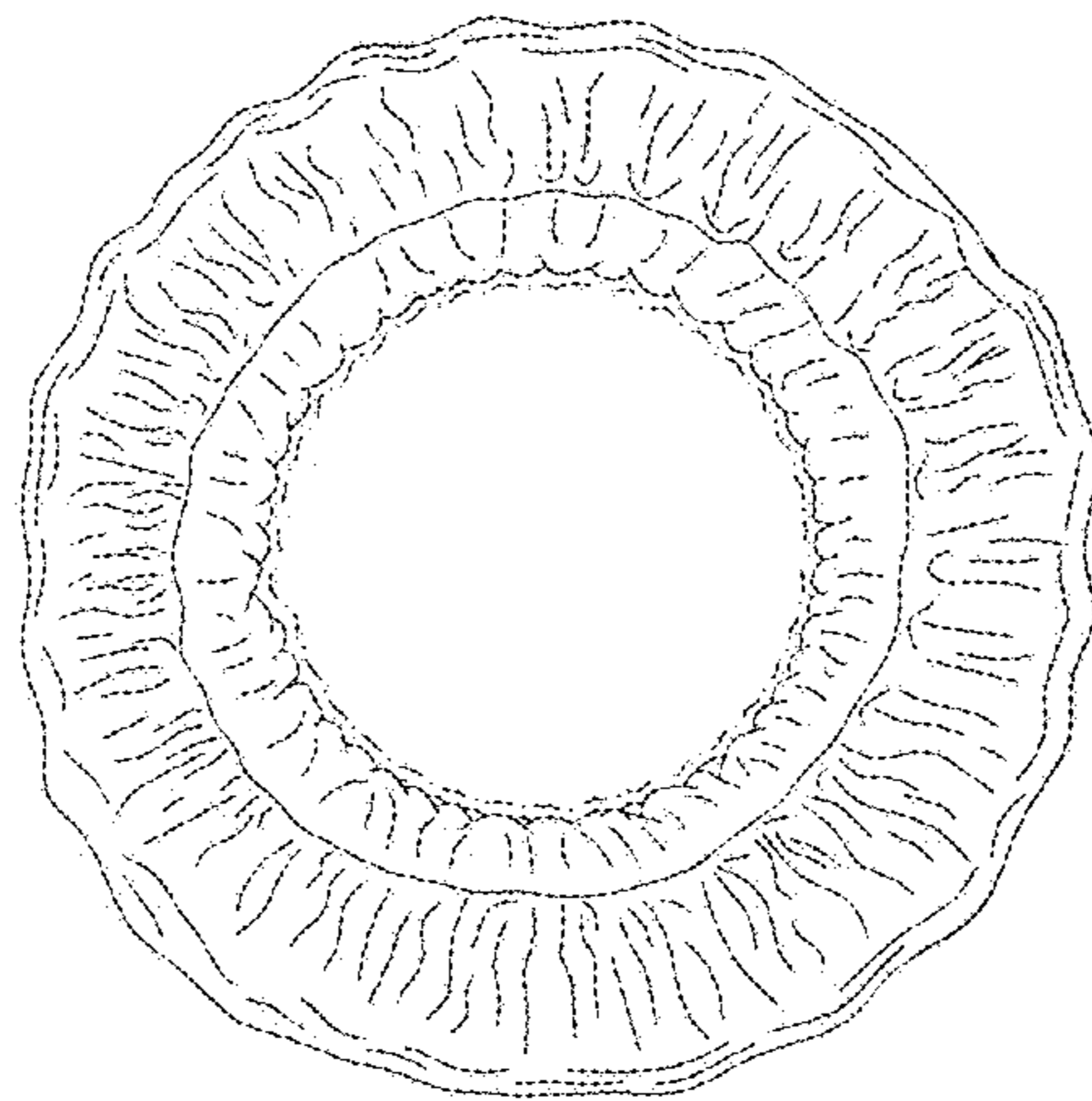


FIG. 7