



US00D838805S

(12) **United States Design Patent**
Constantine

(10) **Patent No.:** **US D838,805 S**

(45) **Date of Patent:** **** Jan. 22, 2019**

(54) **KNIFE HANDLE**

(71) Applicant: **ACME UNITED CORPORATION**,
Fairfield, CT (US)

(72) Inventor: **Richard S. Constantine**, Monroe, CT
(US)

(73) Assignee: **Acme United Corporation**, Fairfield,
CT (US)

(**) Term: **15 Years**

(21) Appl. No.: **29/626,583**

(22) Filed: **Nov. 17, 2017**

(51) **LOC (11) Cl.** **22-06**

(52) **U.S. Cl.**
USPC **D22/118**

(58) **Field of Classification Search**
USPC D22/118; D8/95-99, 105, 107;
D7/649-651; 16/111.1; 30/125, 340,
30/356; 43/23, 43.1
CPC B26B 3/00; B26B 11/00
See application file for complete search history.

(56) **References Cited**

U.S. PATENT DOCUMENTS

2,879,591 A * 3/1959 Bennett B26B 11/00
D22/118
D234,839 S * 4/1975 Culling D22/118

D295,011 S * 4/1988 Herron D22/118
5,724,739 A * 3/1998 Hutton B26B 3/00
30/340
D398,211 S * 9/1998 Howard D22/118
D563,755 S * 3/2008 Wu D8/99

* cited by examiner

Primary Examiner — Catherine R Oliver-Garcia
(74) *Attorney, Agent, or Firm* — Bond Schoeneck &
King, PLLC; George R. McGuire

(57) **CLAIM**

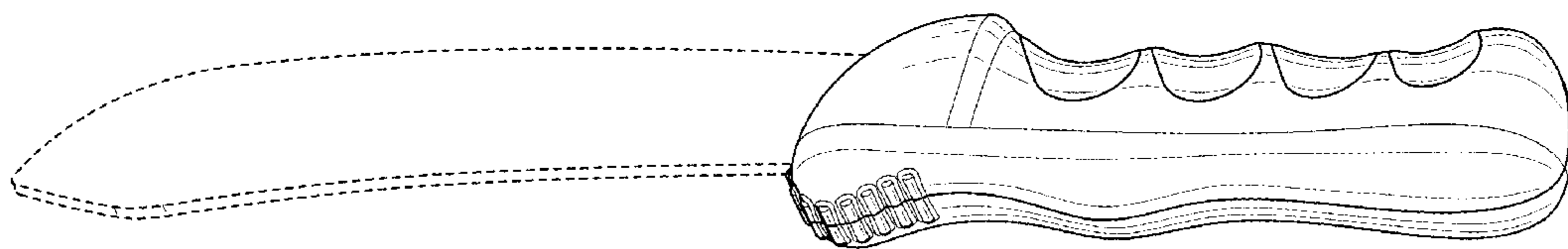
The ornamental design for a knife handle, as shown and described.

DESCRIPTION

FIG. 1 is a top and right side perspective view of a knife handle showing my new design;
FIG. 2 is a left side elevation view thereof;
FIG. 3 is a right side elevation view thereof;
FIG. 4 is a top plan view thereof;
FIG. 5 is a bottom plan view thereof;
FIG. 6 is a front elevation view thereof; and,
FIG. 7 is a rear elevation view thereof.

The broken lines depict environmental structure and are for illustrative purposes only and form no part of the claimed design.

1 Claim, 5 Drawing Sheets



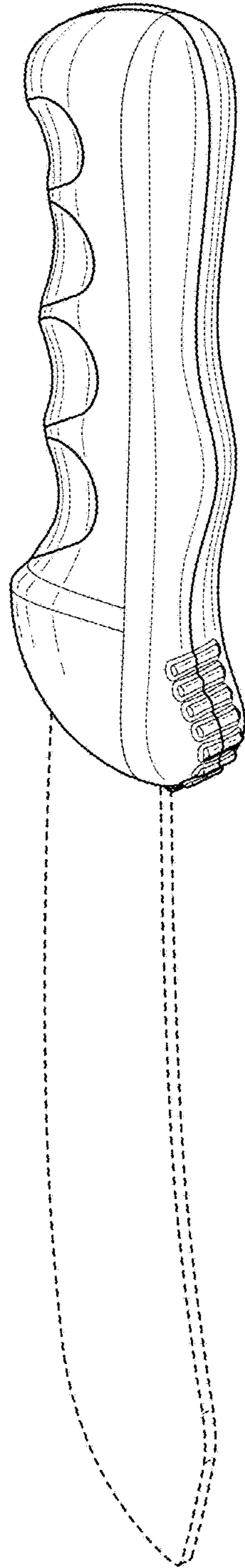


FIG. 1

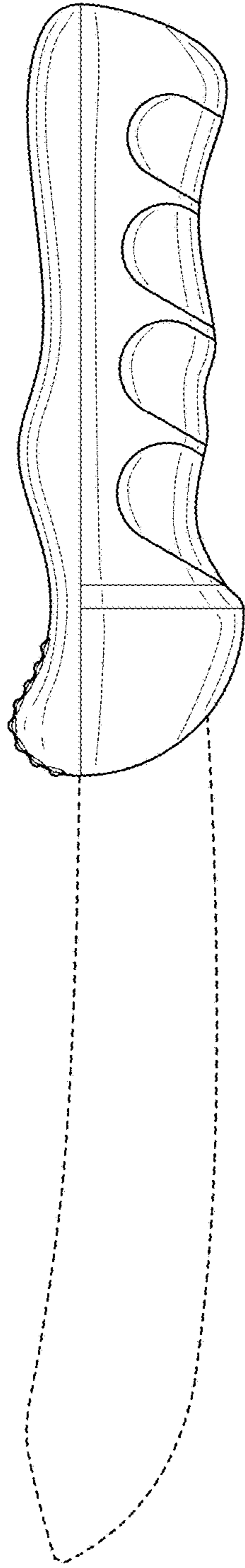


FIG. 2

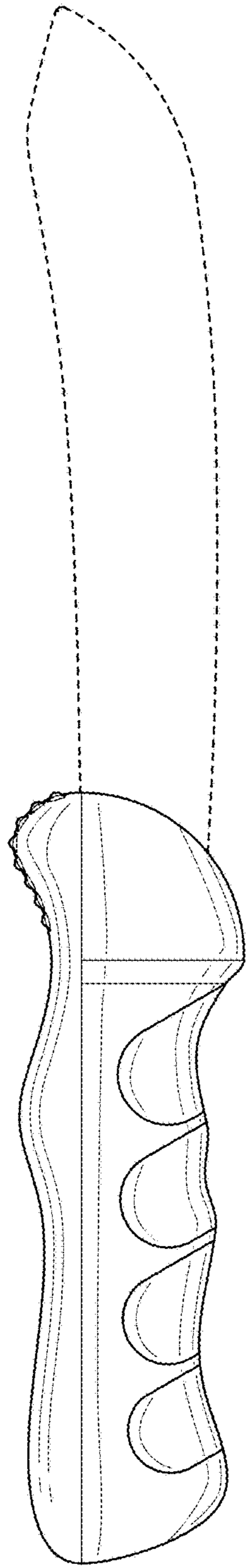


FIG. 3

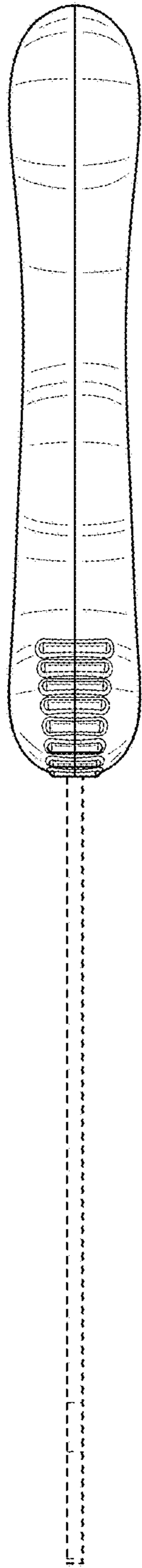


FIG. 4

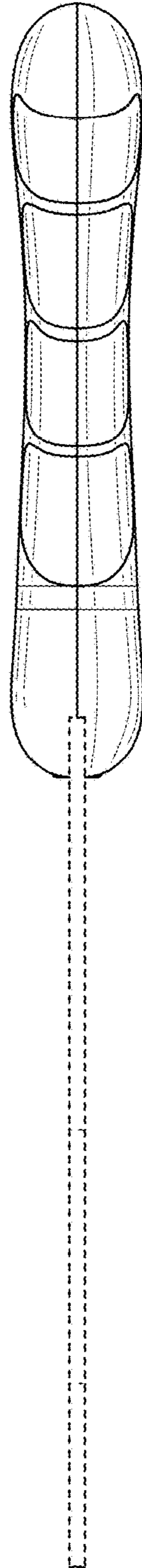


FIG. 5

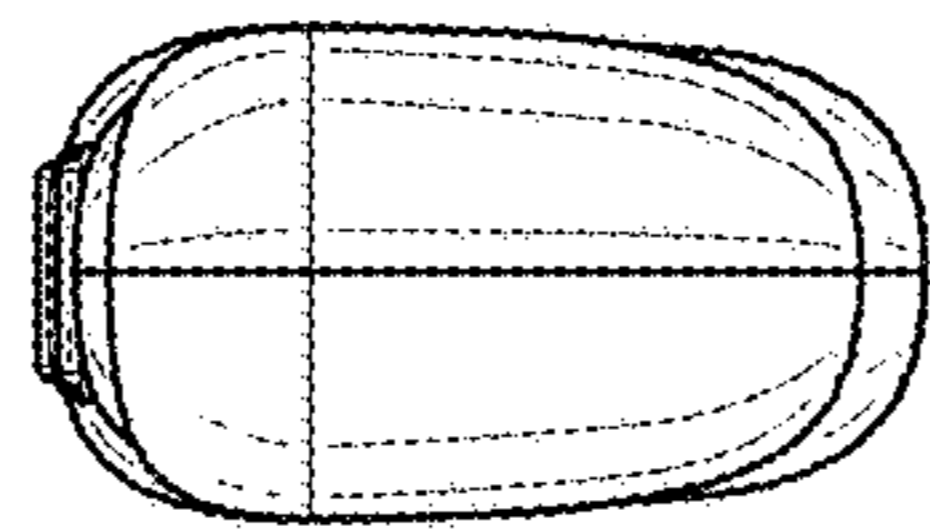


FIG. 7

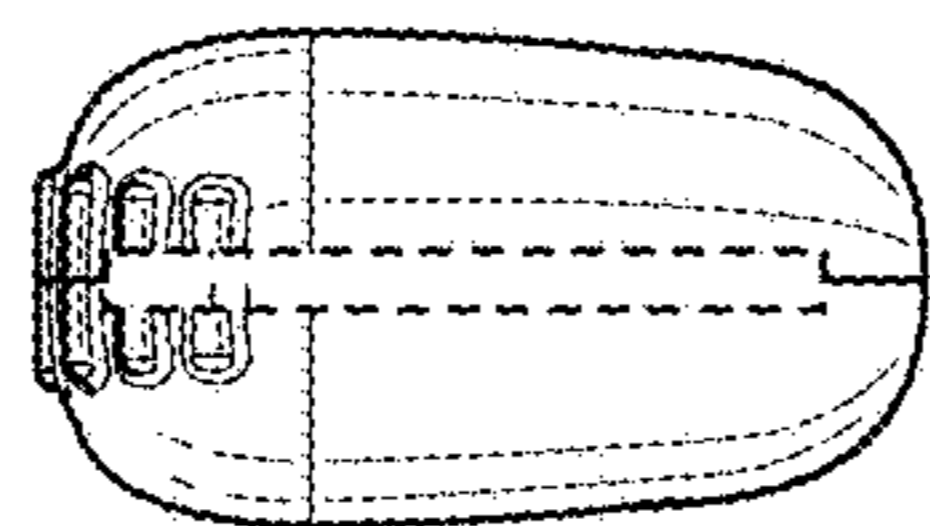


FIG. 6