



US00D838783S

(12) **United States Design Patent**
Uchiyama

(10) **Patent No.:** **US D838,783 S**
(45) **Date of Patent:** **** Jan. 22, 2019**

(54) **THREE-WHEELED ELECTRIC SKATER
AND/OR REPLICA THEREOF**

(71) Applicant: **HONDA MOTOR CO., LTD.**, Tokyo
(JP)

(72) Inventor: **Shinya Uchiyama**, Wako (JP)

(73) Assignee: **HONDA MOTOR CO., LTD.**, Tokyo
(JP)

(**) Term: **15 Years**

(21) Appl. No.: **29/613,965**

(22) Filed: **Aug. 15, 2017**

(30) **Foreign Application Priority Data**

Feb. 28, 2017 (JP) 2017-004021

(51) **LOC (11) Cl.** **21-01**

(52) **U.S. Cl.**
USPC **D21/423**

(58) **Field of Classification Search**

USPC D21/419, 421, 423, 426-428, 435,
D21/668-671, 760, 765, 771; D12/1, 8,
D12/108, 112, 113; 280/8, 14.21, 14.25,
280/14.26, 87.041, 87.042, 200, 214, 220,
280/221, 239, 263, 288.1, 288.2, 288.4,
280/809; 180/180, 181, 227, 228
CPC . B62K 3/002; B62K 9/00; B62K 9/02; B62K
13/00; B62K 2202/00
See application file for complete search history.

(56) **References Cited**

U.S. PATENT DOCUMENTS

1,387,675 A * 8/1921 Worobow A63C 17/01
280/87.041
2,413,530 A * 12/1946 Taylor B62K 5/00
160/173 R

D267,595 S * 1/1983 Hauser D34/34
4,552,372 A * 11/1985 Jones B62K 3/002
280/87.041
D304,210 S * 10/1989 Fonte D21/423
D433,718 S * 11/2000 McGreen D21/423
D442,646 S * 5/2001 Jetter D21/423
D443,315 S * 6/2001 Jetter D21/423
D459,405 S * 6/2002 Badsey D21/423
D816,779 S * 5/2018 Ouyang D21/423

* cited by examiner

Primary Examiner — Cynthia M. Chin

(74) *Attorney, Agent, or Firm* — Westerman, Hattori,
Daniels & Adrian, LLP

(57) **CLAIM**

The ornamental design for a three-wheeled electric skater
and/or replica thereof, as shown and described.

DESCRIPTION

FIG. 1 is a front view of the three-wheeled electric skater
and/or replica thereof;
FIG. 2 is a rear view of the three-wheeled electric skater
and/or replica thereof;
FIG. 3 is a plan view of the three-wheeled electric skater
and/or replica thereof;
FIG. 4 is a right side view of the three-wheeled electric
skater and/or replica thereof;
FIG. 5 is a left side view of the three-wheeled electric skater
and/or replica thereof;
FIG. 6 is a front perspective view of the three-wheeled
electric skater and/or replica thereof as seen from the right
side; and,
FIG. 7 is a rear perspective view of the three-wheeled
electric skater and/or replica thereof as seen from the left
side.

The broken lines in the drawings illustrate portions of the
three-wheeled electric skater and/or replica thereof that form
no part of the claimed design.

1 Claim, 4 Drawing Sheets

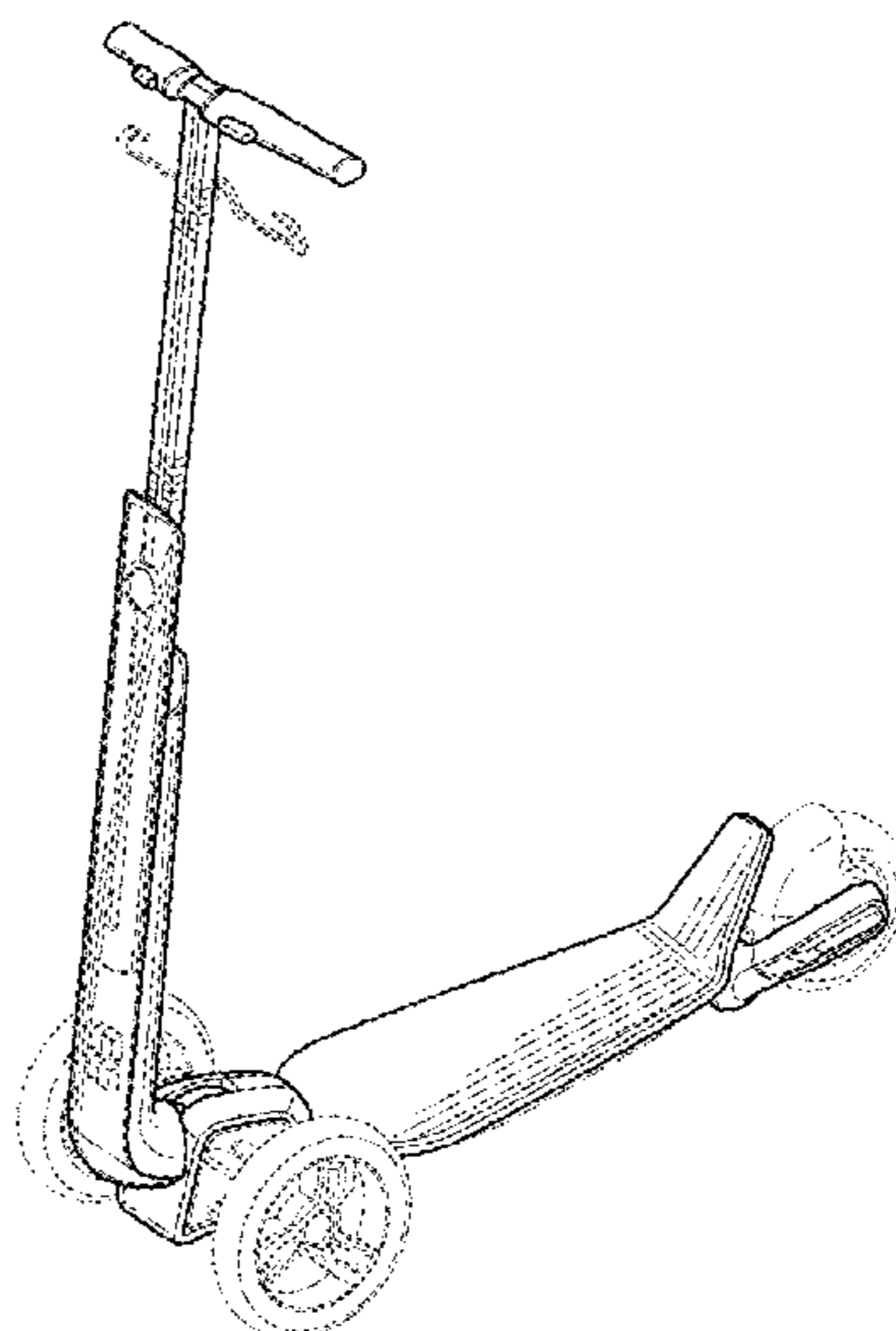


FIG.1

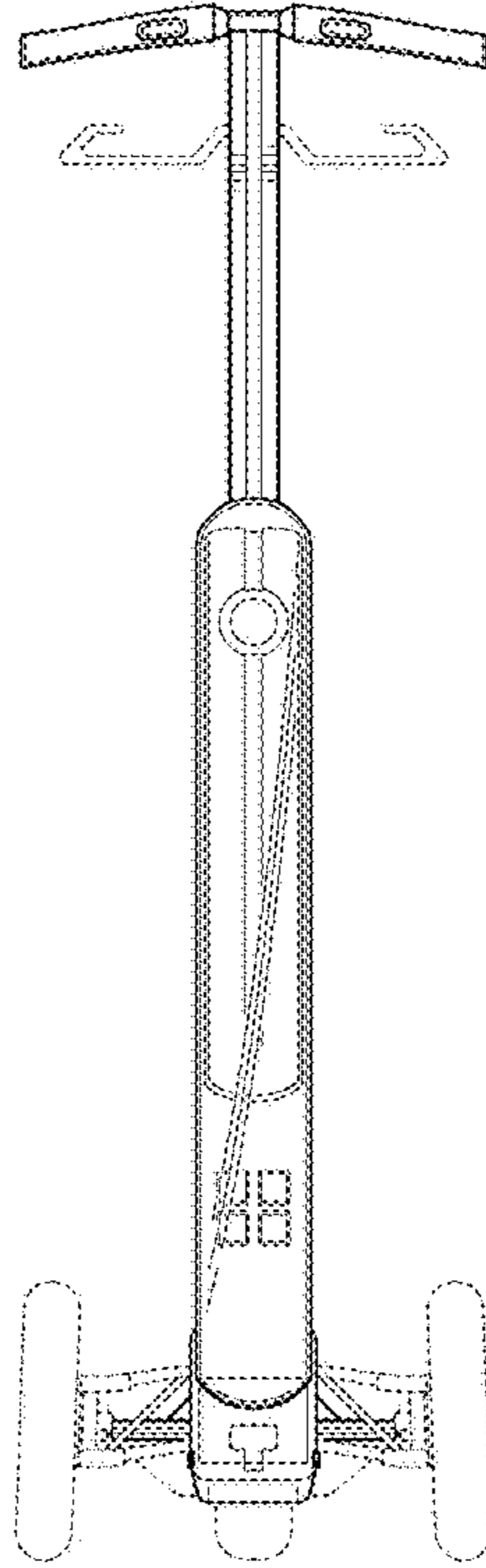


FIG.2

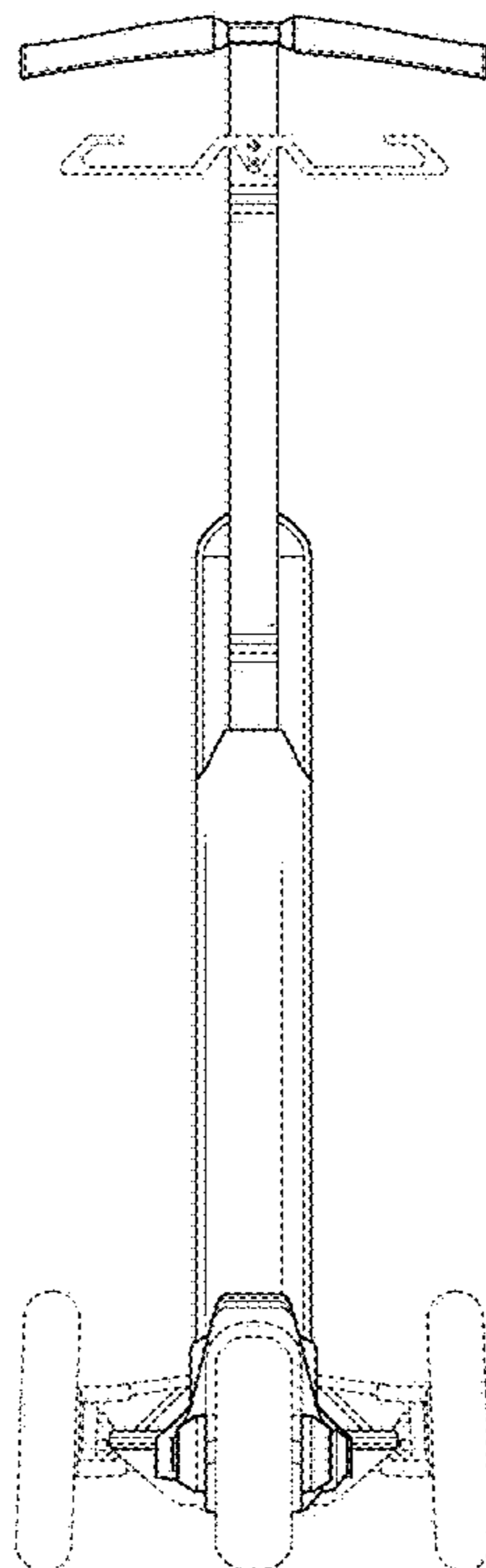


FIG.3

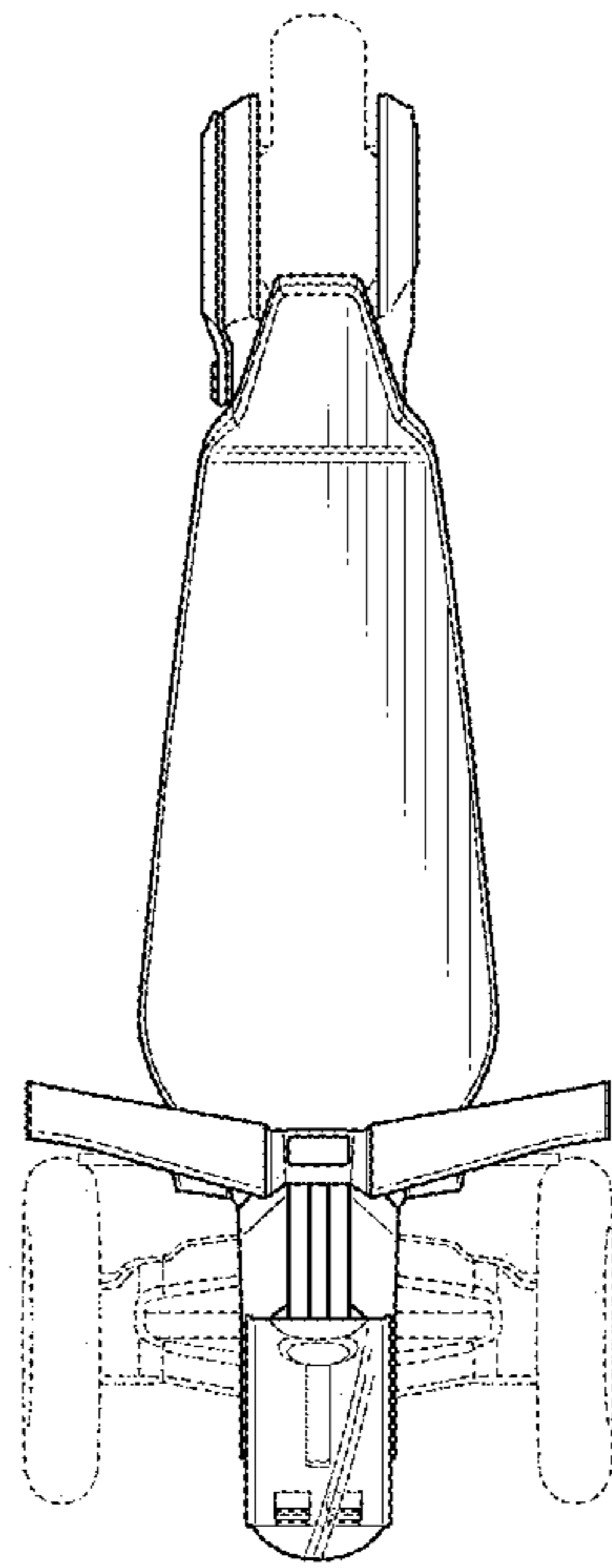


FIG.4

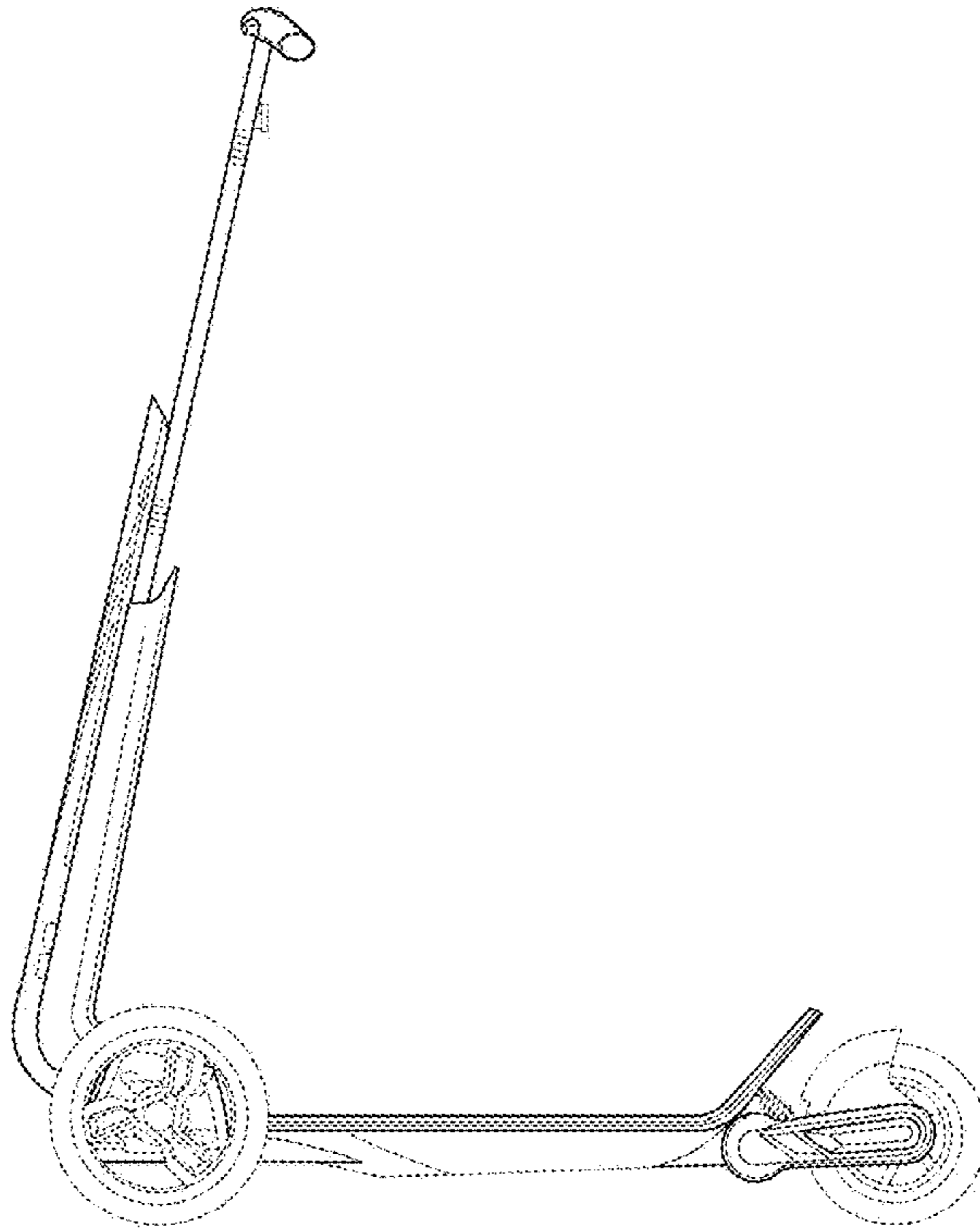


FIG.5

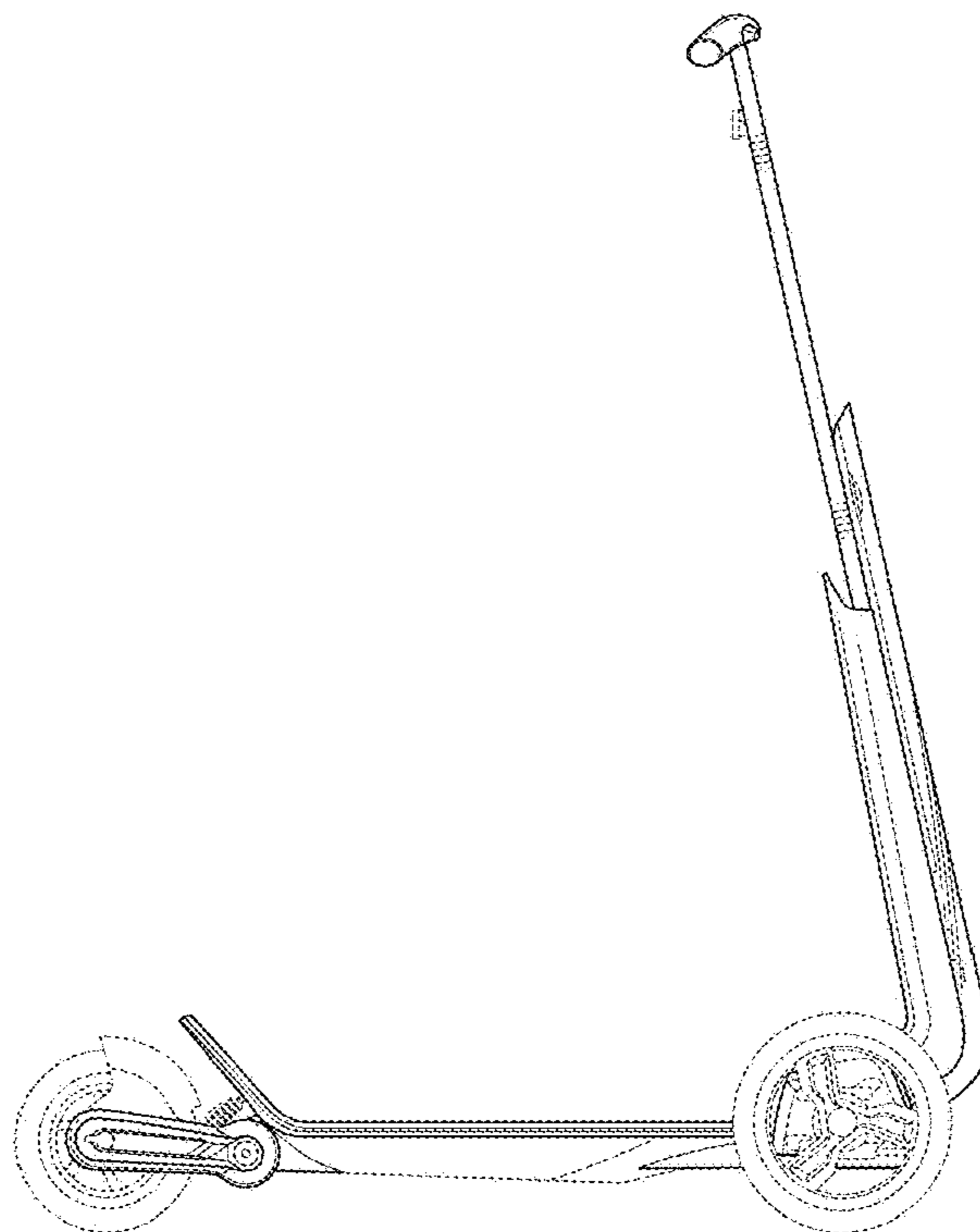


FIG.6

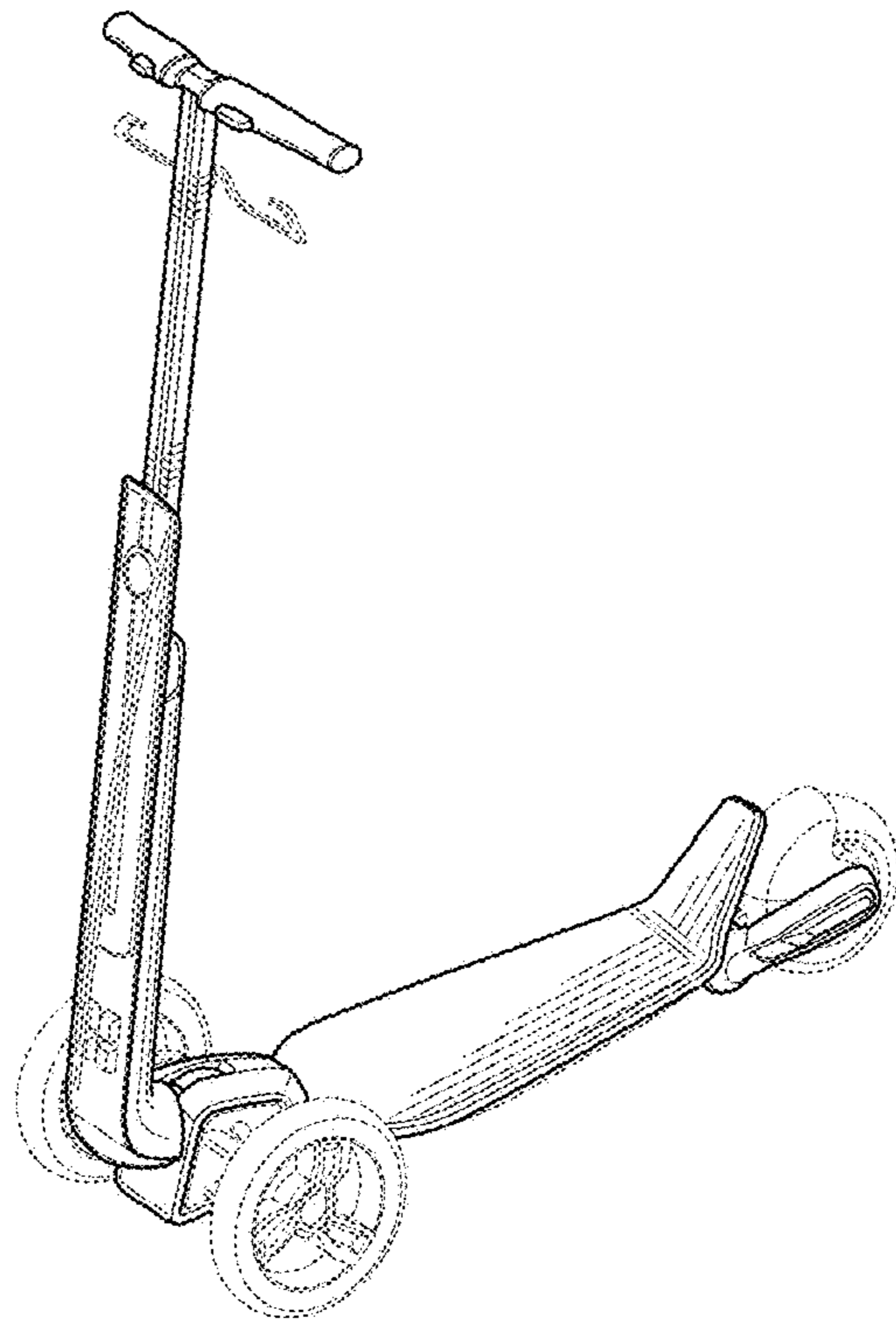


FIG.7

