



US00D838774S

(12) **United States Design Patent**
Jana et al.

(10) **Patent No.: US D838,774 S**
(45) **Date of Patent: ** Jan. 22, 2019**

(54) **TRAINING CARD**
(71) Applicant: **International Business Machines Corporation**, Armonk, NY (US)
(72) Inventors: **Reena M. Jana**, New York, NY (US);
Elizabeth H. Wood, Brooklyn, NY (US)
(73) Assignee: **INTERNATIONAL BUSINESS MACHINES CORPORATION**, Armonk, NY (US)

5,102,338 A * 4/1992 Kapiloff G09B 19/00
434/162
D357,280 S * 4/1995 Bechler D19/64
5,467,997 A * 11/1995 Bashirzadeh A63F 1/00
273/302

(Continued)

(**) Term: **15 Years**
(21) Appl. No.: **29/584,904**
(22) Filed: **Nov. 18, 2016**

OTHER PUBLICATIONS
Centerforadvantage. Link: <http://www.centerforadvantage.com/SalesFundamentals.htm>. Visited Jul. 20, 2018. The Sales Strategy Fundamentals is a card set. (Year: 2018).*

Primary Examiner — Ian Simmons
Assistant Examiner — Lauren D McVey
(74) *Attorney, Agent, or Firm* — Cantor Colburn LLP;
Kurt Goudy

(51) **LOC (11) Cl.** **19-07**
(52) **U.S. Cl.**
USPC **D19/59**
(58) **Field of Classification Search**
USPC D19/59-64, 1, 5-6, 10-13, 20, 26-27,
D19/113; D20/22, 27, 40; D21/354,
D21/376, 381, 383
CPC A63B 71/0672; A63F 1/00; A63F 1/02;
A63F 1/04; B42F 21/00; F21S 8/035;
F21S 8/38; G09B 1/04; G09B 1/16;
G09B 1/34; G09B 11/00; G09B 11/04;
G09B 15/00; G09B 15/003; G09B
15/023; G09B 15/026; G09B 15/06;
G09B 17/00; G09B 17/006; G09B 19/00;
G09B 19/04; G09B 19/08; G09B 19/22;
G09B 3/00; G09B 3/02; G09B 3/04;
G09B 5/02; G09B 5/06; G09B 5/062;
G09B 7/00; G09B 7/04
See application file for complete search history.

(57) **CLAIM**

We claim, the ornamental design for a training card, as shown and described.

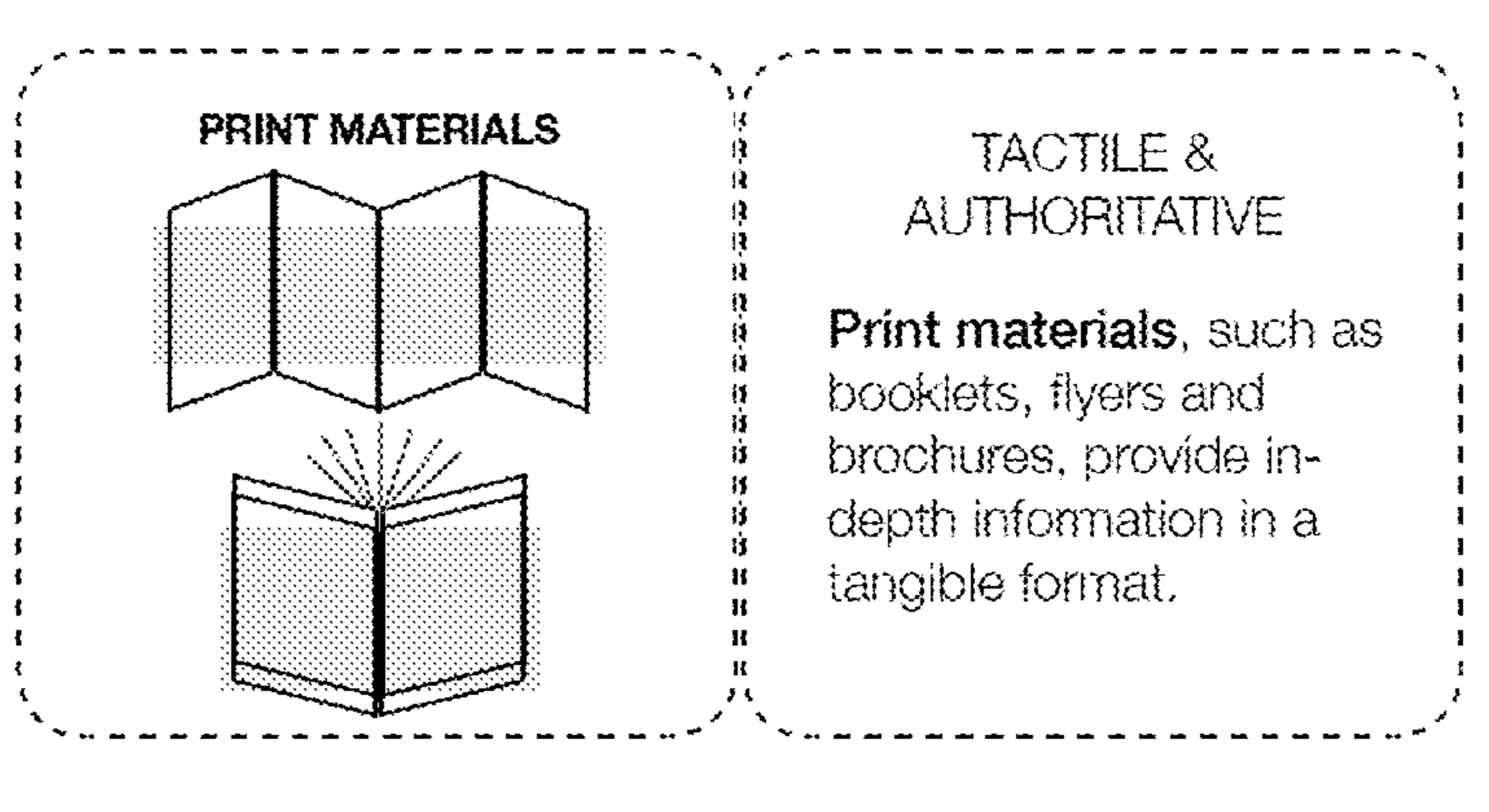
DESCRIPTION

FIG. 1 is a front elevation view of a training card, showing our new design in a flat position;
FIG. 2 is a rear elevation view thereof;
FIG. 3 is a top plan view thereof, the bottom plan view being a mirror image thereof;
FIG. 4 is a first side elevation view of the invention, the opposite side being a mirror image thereof; and,
FIG. 5 is a perspective view thereof, shown in a partially folded position.
The evenly spaced broken lines immediately adjacent to the claim represent the bounds of the claimed design, and form no part of the claimed design.
References to “side”, “top”, “front” and “rear” in the figure descriptions are not meant to require certain in-use orientation, the training card according to the claimed design may be used in any orientation.

(56) **References Cited**
U.S. PATENT DOCUMENTS

4,666,157 A * 5/1987 Bodine A63B 71/0672
434/252
D290,137 S * 6/1987 Reilly D19/26

1 Claim, 2 Drawing Sheets



(56)

References Cited

U.S. PATENT DOCUMENTS

D370,499	S *	6/1996	Bechler	D19/64
D418,542	S *	1/2000	Cormier	D20/40
D451,958	S *	12/2001	Walch	D19/27
6,544,037	B2 *	4/2003	Fink	G09B 11/00 434/162
6,882,441	B1	4/2005	Faust et al.	
7,184,701	B2 *	2/2007	Heslip	G09B 15/003 434/370 A
D557,336	S *	12/2007	Hosoi	D19/1
D566,718	S	4/2008	McCoy	
7,819,433	B2 *	10/2010	Schulken	G09B 11/04 283/45
8,562,024	B2 *	10/2013	Schulken	G09B 11/04 283/44
8,634,089	B2	1/2014	Keane et al.	
D746,372	S *	12/2015	Shinde	D19/59
9,245,455	B2 *	1/2016	Noddings	G09B 15/023
2003/0203340	A1 *	10/2003	Kees	G09B 3/02 434/88
2004/0091840	A1 *	5/2004	Wagner	G09B 11/00 434/88
2005/0106548	A1 *	5/2005	Weiner	G09B 5/062 434/317
2016/0071434	A1 *	3/2016	Turner	G09B 5/02 434/262

* cited by examiner

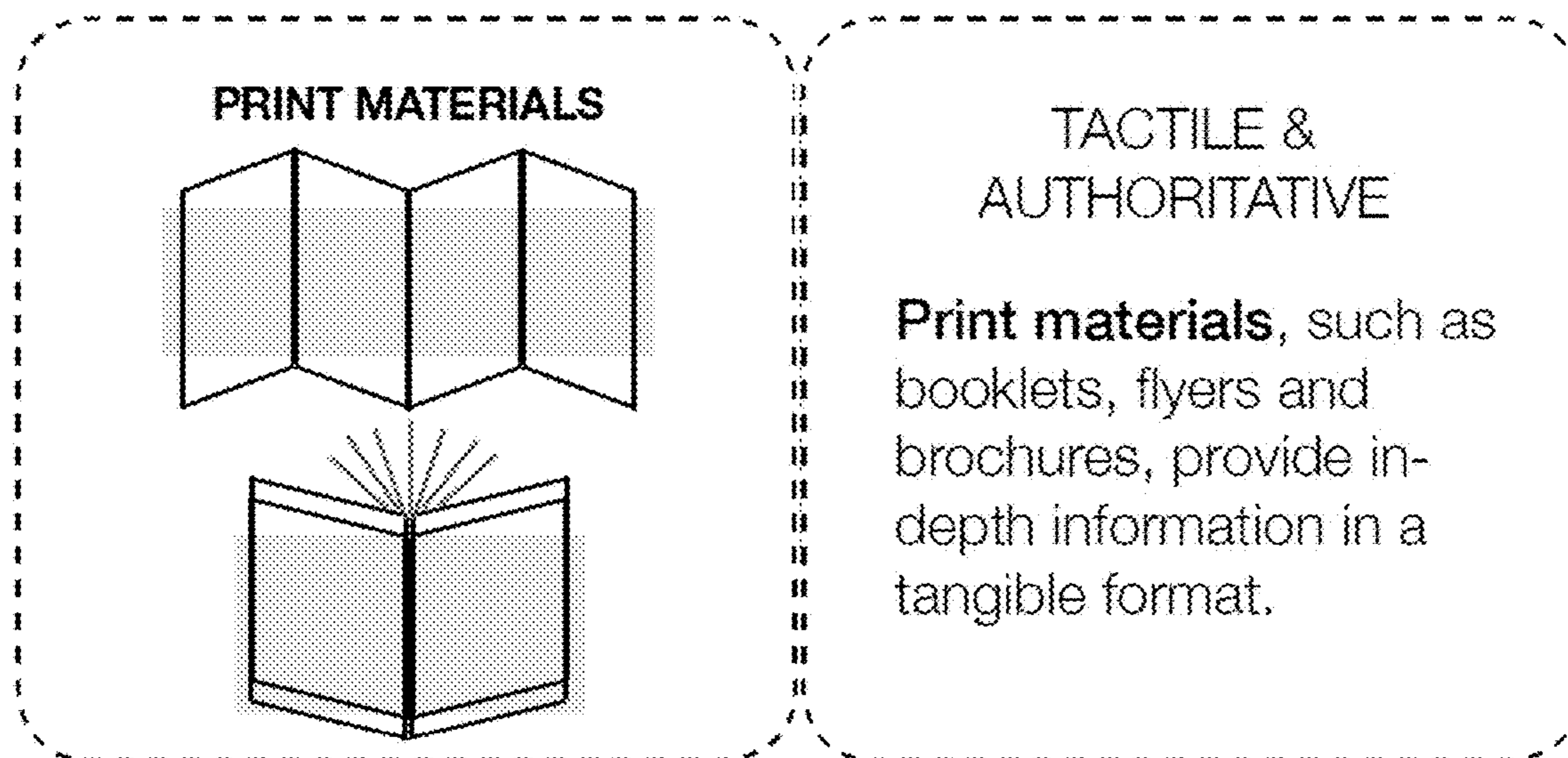


FIG. 1

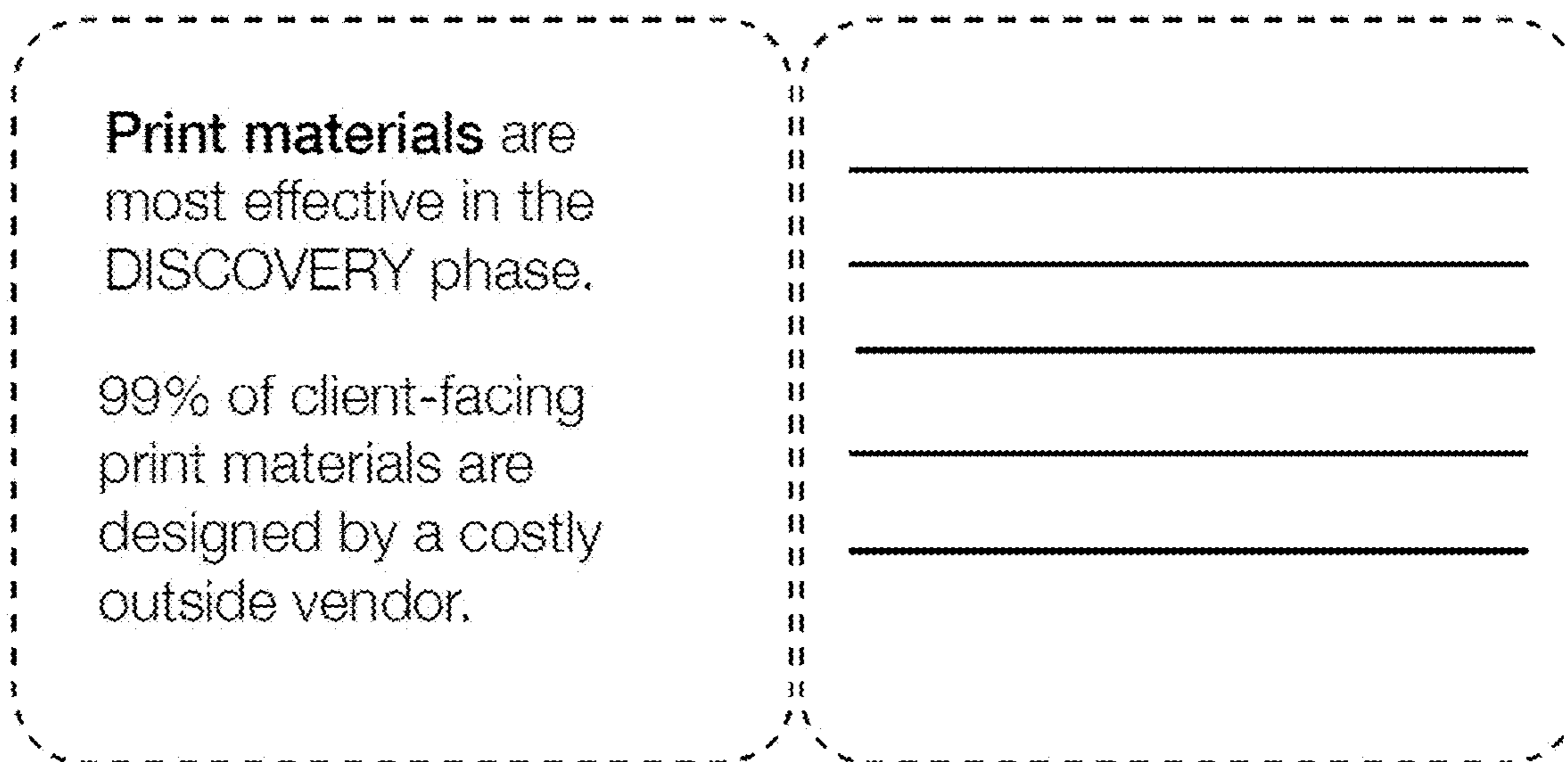


FIG. 2




FIG. 3

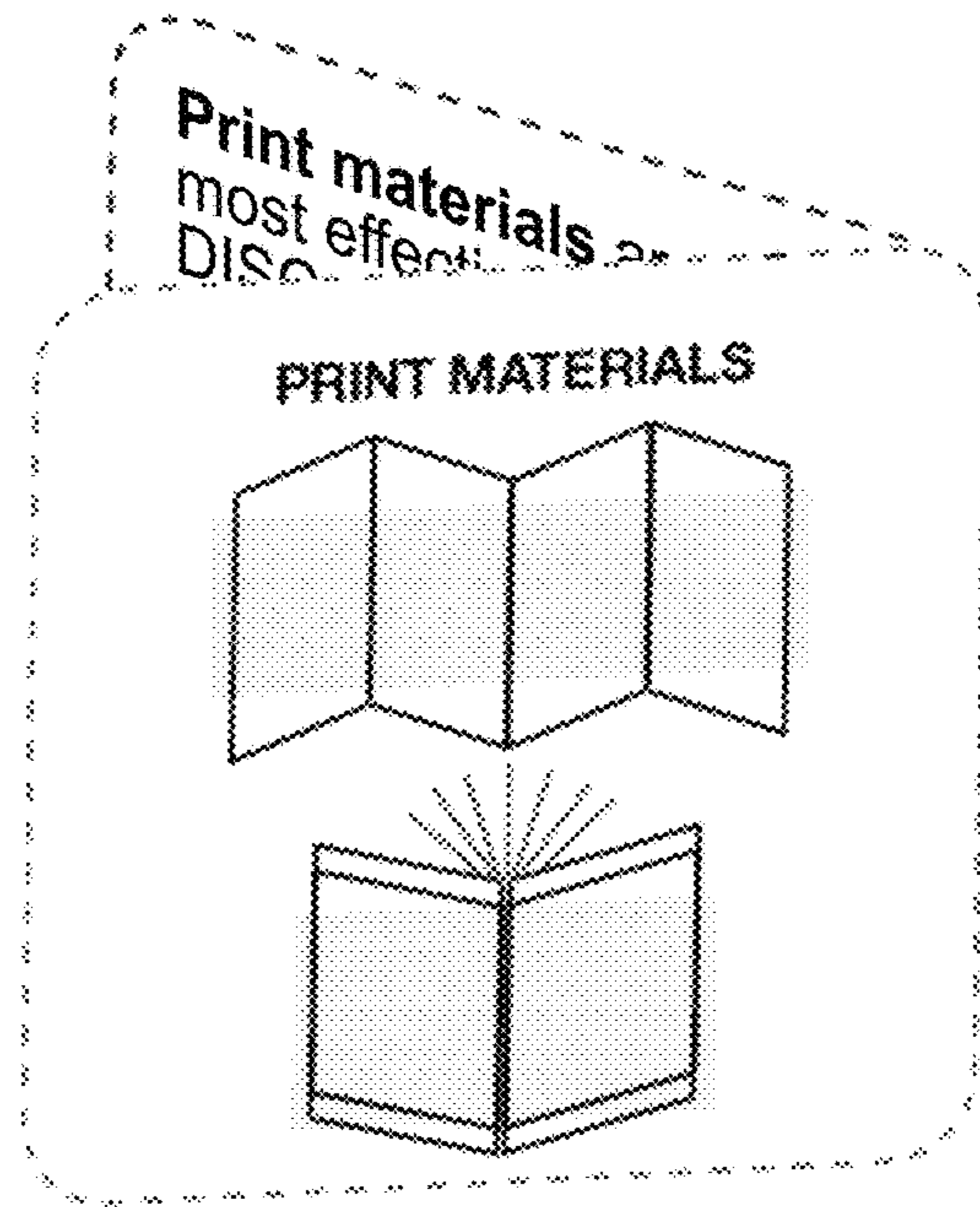
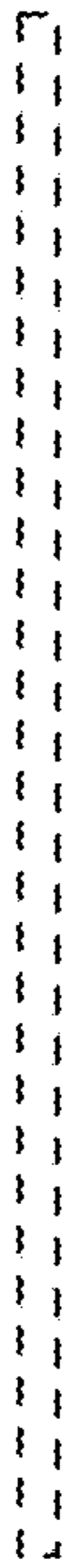


FIG. 4

FIG. 5