



US00D838773S

(12) **United States Design Patent**  
**Frost**

(10) **Patent No.:** **US D838,773 S**

(45) **Date of Patent:** **\*\* Jan. 22, 2019**

(54) **BANK CARD**

(71) Applicant: **Demetrius Dee Frost**, Bronx, NY (US)

(72) Inventor: **Demetrius Dee Frost**, Bronx, NY (US)

(\*\*) Term: **15 Years**

(21) Appl. No.: **29/623,986**

(22) Filed: **Oct. 28, 2017**

(51) **LOC (11) Cl.** ..... **19-08**

(52) **U.S. Cl.**  
USPC ..... **D19/10**

(58) **Field of Classification Search**

USPC ..... D19/1-12, 20-34, 100;  
40/124.01-124.15, 672, 661, 726, 776,  
40/617; 283/72, 74-75, 103, 105-107,  
283/82, 70, 94, 81, 904; 206/449, 815;  
D21/385; D20/10, 22, 27, 40, 42, 11;  
D14/435-437; 360/2; D6/613, 583;  
235/380, 382, 487, 493, 488  
CPC .. B42D 15/022; B42D 15/042; B42D 15/045;  
B42D 15/027; B42D 25/00; B42D 25/20;  
B42D 25/23; B42D 25/26; B42D 25/29;  
B42D 25/30; B42D 25/285; B42D  
2033/00; B42D 2033/04; B42D 2033/08;  
B42D 2033/10; B42D 2033/16; B42D  
2033/18; B42D 2033/20; B42D 2033/22;  
B42D 2033/28; B42D 2033/30

See application file for complete search history.

(56) **References Cited**

**U.S. PATENT DOCUMENTS**

5,876,067 A \* 3/1999 Kaplan ..... B42D 5/003  
281/15.1  
D453,161 S \* 1/2002 Pentz ..... D14/436

D453,337 S \* 2/2002 Pentz ..... D14/436  
D453,338 S \* 2/2002 Pentz ..... D14/436  
D472,573 S \* 4/2003 Hesse, III ..... D19/1  
D511,543 S \* 11/2005 Lubking ..... D19/10  
D518,058 S \* 3/2006 Hart ..... D14/436  
D746,371 S \* 12/2015 Stevens ..... D19/1  
D801,430 S \* 10/2017 Bagnell ..... D19/10

\* cited by examiner

*Primary Examiner* — Abraham Bahta

(74) *Attorney, Agent, or Firm* — Quickpatents, LLC;  
Kevin Prince

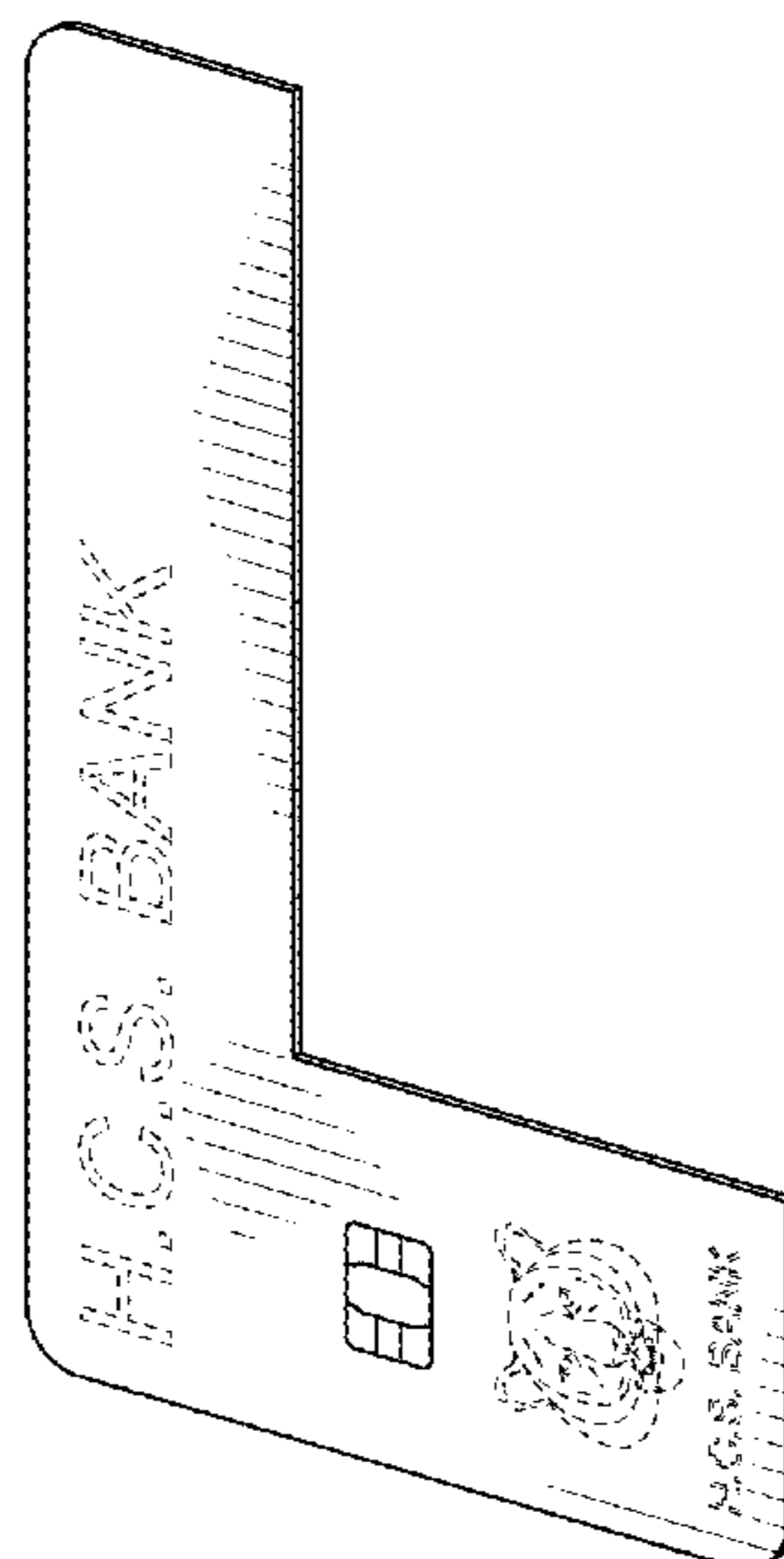
(57) **CLAIM**

I claim the ornamental design for a bank card, as shown and described.

**DESCRIPTION**

FIG. 1 is a front perspective view of a bank card, showing my new design;  
FIG. 2 is a rear perspective view thereof;  
FIG. 3 is a front elevational view thereof;  
FIG. 4 is a rear elevational view thereof;  
FIG. 5 is a left-side elevational view thereof;  
FIG. 6 is a right-side elevational view thereof;  
FIG. 7 is a top plan view thereof; and,  
FIG. 8 is a bottom plan view thereof.  
The broken lines showing text and logos in FIGS. 1-4 depict environmental matter and form no part of the claimed design.

**1 Claim, 5 Drawing Sheets**



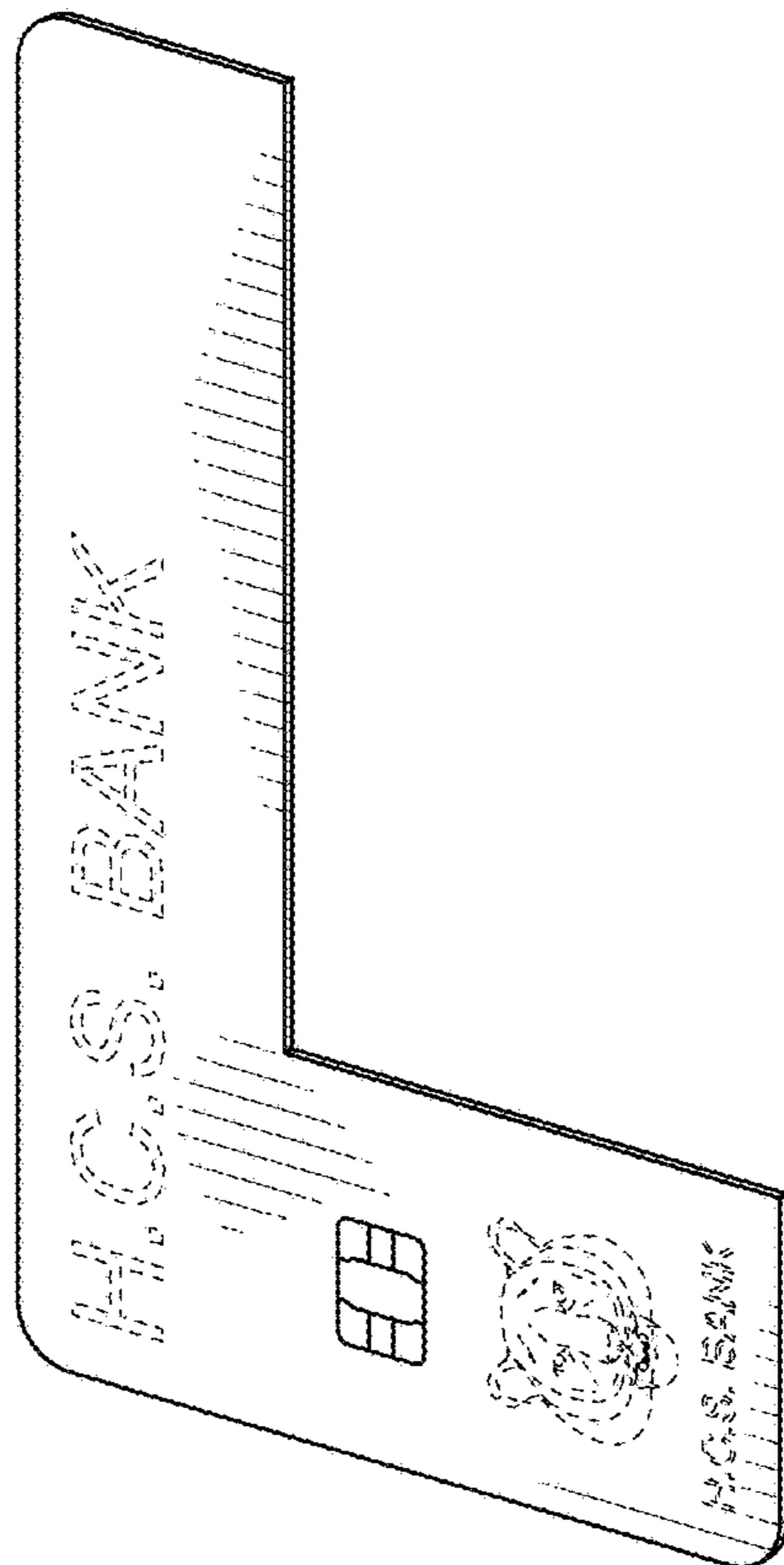


FIG. 1

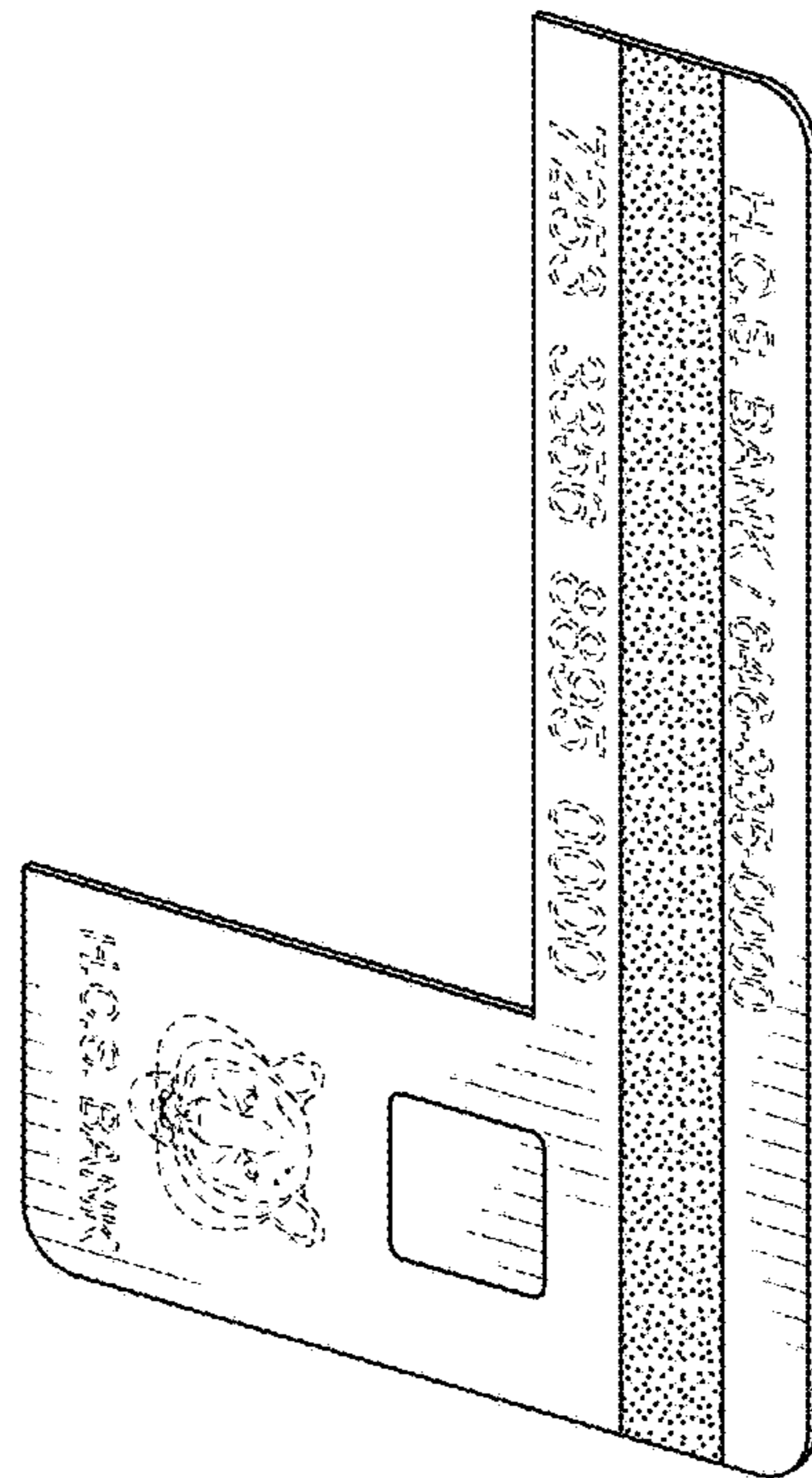


FIG. 2




FIG. 3

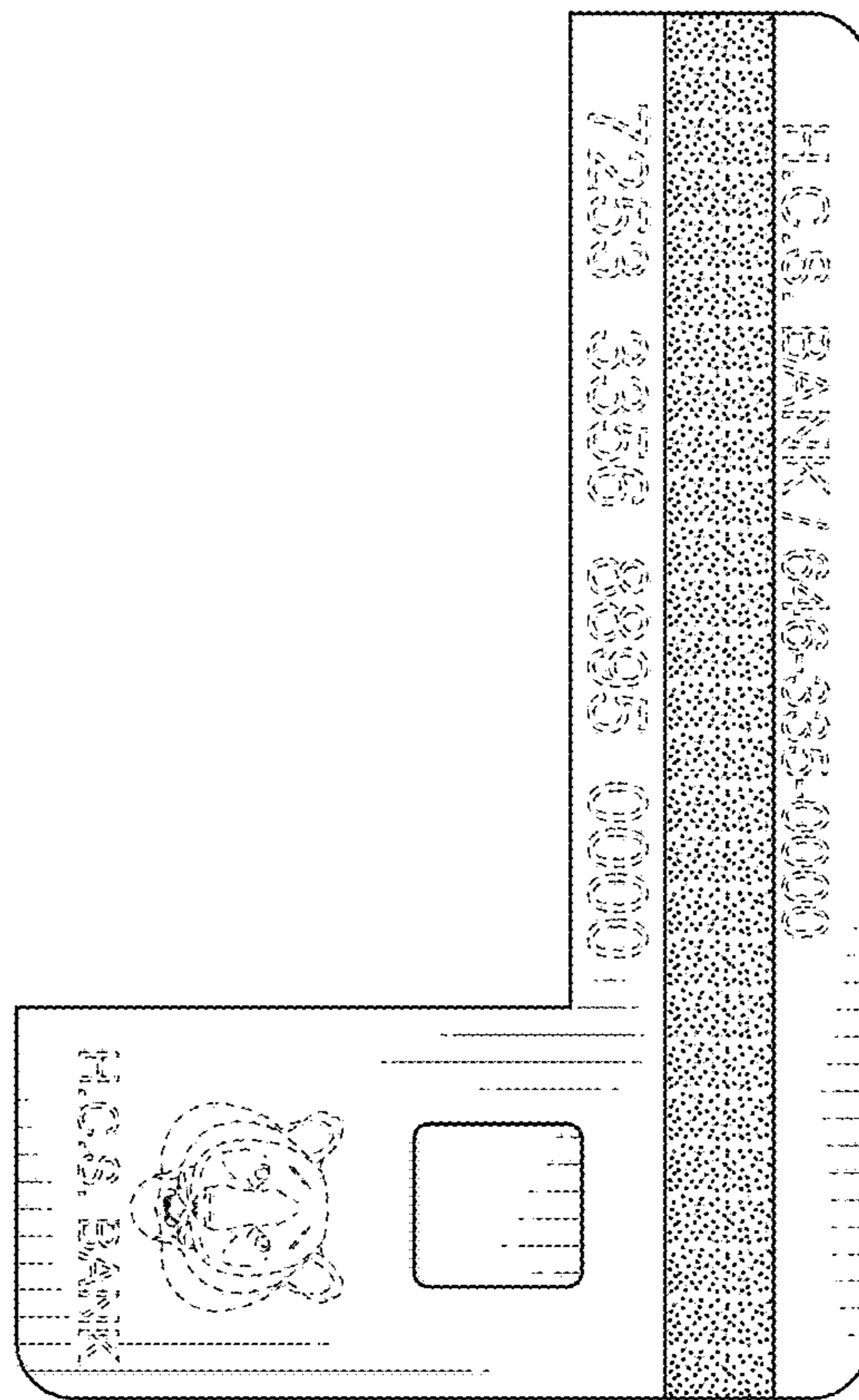


FIG. 4



FIG. 5



FIG. 6




FIG. 7



FIG. 8