



US00D838734S

(12) **United States Design Patent** (10) **Patent No.:** **US D838,734 S**
Kruse et al. (45) **Date of Patent:** **** Jan. 22, 2019**

(54) **DISPLAY SCREEN WITH A FINANCIAL WORKBENCH GRAPHICAL USER INTERFACE**

(71) Applicant: **UIPCO LLC**, San Antonio, TX (US)

(72) Inventors: **Stephen Willis Kruse**, Lewisville, TX (US); **Samuel Louis Macaluso**, Frisco, TX (US); **Jacob Alan Taylor**, McKinney, TX (US); **Nicholas Matthew Morris**, Frisco, TX (US)

(73) Assignee: **UNITED SERVICES AUTOMOBILE ASSOCIATION (USAA)**, San Antonio, TX (US)

(**) Term: **15 Years**

(21) Appl. No.: **29/608,693**

(22) Filed: **Jun. 23, 2017**

(51) **LOC (11) Cl.** **14-04**

(52) **U.S. Cl.**
USPC **D14/486**

(58) **Field of Classification Search**
USPC D14/485-495; 345/1.1, 1.2, 2.1-2.3, 3.1, 345/902; 715/763, 810, 836, 837, 846, 715/847, 977
CPC G06F 3/048; G06F 3/0481; G06F 3/04812; G06F 3/04817; G06F 3/0482; G06F 3/0483; G06F 3/0484; G06F 3/04847; G06F 3/0485; G06F 3/04855; G06F 3/04886; G06Q 30/00; H03J 1/00; H03J 1/0008; H03J 1/0016; H03J 1/0025; H04N 5/00; H04N 5/08; H04N 5/14; H04N 5/222; H04N 5/225; H04N 5/232; H04N 5/445;

(Continued)

(56) **References Cited**

U.S. PATENT DOCUMENTS

6,501,485 B1 * 12/2002 Dash B41J 2/1752 399/81
D526,653 S * 8/2006 McDougall D14/485
(Continued)

FOREIGN PATENT DOCUMENTS

WO WO-2007106493 A2 * 9/2007 G06Q 30/06

OTHER PUBLICATIONS

“Fixing UI Antipattern ‘multiple menu levels.’” ux.stackexchange.com. Jul. 21, 2011. Accessed Apr. 25, 2018. Available online at URL: <<https://ux.stackexchange.com/questions/9238/fixing-ui-antipattern-multiple-menu-levels>>.*

Primary Examiner — Cathron C Brooks

Assistant Examiner — Christian P. McLean

(74) *Attorney, Agent, or Firm* — Perkins Coie LLP

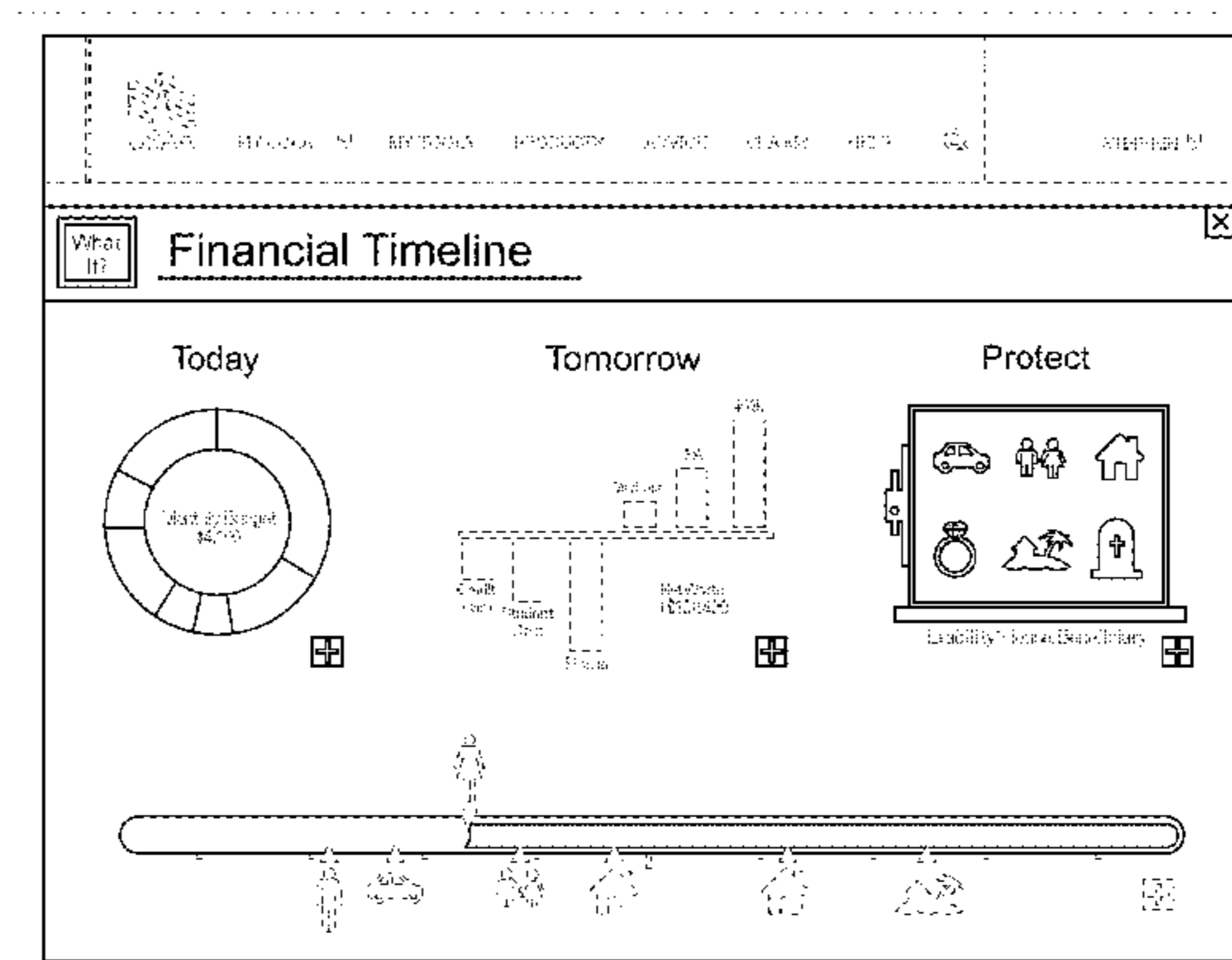
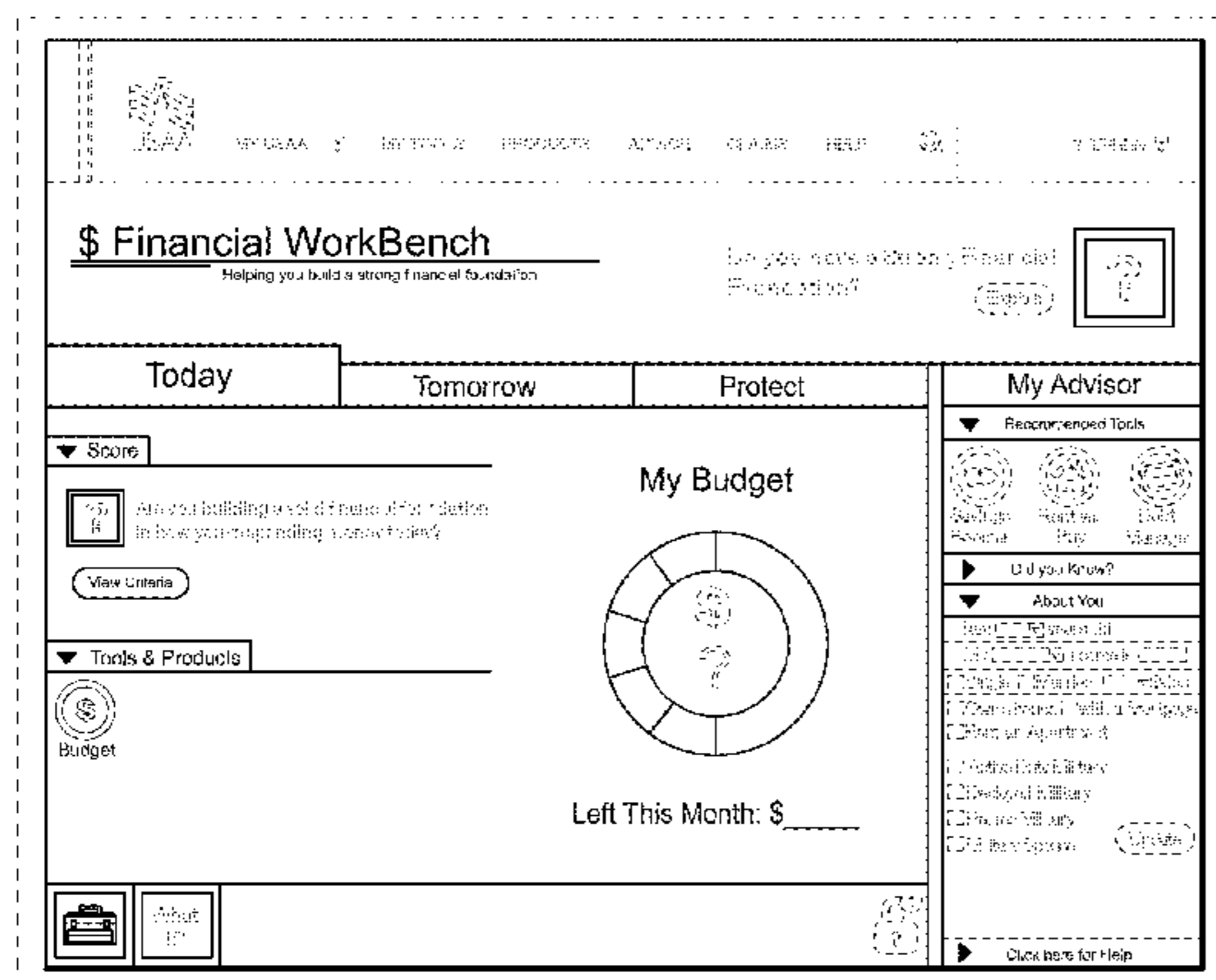
(57) **CLAIM**

The ornamental design for a display screen with a financial workbench graphical user interface, as shown and described.

DESCRIPTION

FIG. 1 is a view of a first image in a sequence for a display screen with a financial workbench graphical user interface showing our new design; FIG. 2 is a view of a second image thereof; FIG. 3 is a view of a third image thereof; FIG. 4 is a view of a fourth image thereof; FIG. 5 is a view of a fifth image thereof; FIG. 6 is a view of a sixth image thereof; and, FIG. 7 is a view of a seventh image thereof. The outermost broken lines illustrate a display screen or portion thereof and form no part of the claimed design. The

(Continued)



remaining broken lines illustrate portions of the graphical user interface that form no part of the claimed design.

The appearance of the image transitions sequentially between the images shown in FIGS. 1 through 7. The process or period in which one image transitions to another forms no part of the claimed design.

1 Claim, 7 Drawing Sheets

(58) Field of Classification Search

CPC H04N 5/44543; H04N 5/45; H04N 2005/44517; H04N 2005/44521; H04N 2005/44526; H04N 2005/4453; H04N 2005/44534; H04N 2005/44539; H04N 2005/44547; H04N 2005/44556; H04N 2005/4456; H04N 2005/44565; H04N 2005/44569; H04N 2005/44573; H04N 21/00; H04N 21/234; H04N 21/431; H04N 21/4312; H04N 21/4314; H04N 21/4316

See application file for complete search history.


(56)

References Cited

U.S. PATENT DOCUMENTS

| | | | | |
|--------------|------|---------|-------------------|------------------------|
| D570,363 | S * | 6/2008 | Ulm | D14/487 |
| D636,783 | S * | 4/2011 | Basapur | D14/486 |
| D725,125 | S * | 3/2015 | Capela | D14/485 |
| D764,517 | S * | 8/2016 | Bachman | D14/486 |
| D771,647 | S * | 11/2016 | Sun | D14/485 |
| D785,029 | S * | 4/2017 | Gedrich | D14/486 |
| D789,973 | S * | 6/2017 | St. Arnaud | D14/487 |
| D795,900 | S * | 8/2017 | Bischoff | D14/486 |
| D807,901 | S * | 1/2018 | Guinness | D14/486 |
| D808,986 | S * | 1/2018 | Dudey | D14/485 |
| D813,268 | S * | 3/2018 | Cabrera, Jr. | D14/489 |
| D813,898 | S * | 3/2018 | St. Arnaud | D14/487 |
| D814,499 | S * | 4/2018 | Ok | D14/486 |
| D815,118 | S * | 4/2018 | Rapp | D14/485 |
| D825,597 | S * | 8/2018 | Jann | D14/486 |
| D828,366 | S * | 9/2018 | Bayer | D14/485 |
| D828,373 | S * | 9/2018 | Kolbenheyer | D14/486 |
| 2007/0226648 | A1 * | 9/2007 | Hudson | A63F 13/10 715/810 |
| 2013/0019175 | A1 * | 1/2013 | Kotler | G06F 3/0482 715/728 |

* cited by examiner



FINANCIAL
WORKBENCH

MY TOOLS MY PRODUCTS ADVISE CLAIMS HELP

STEPHEN W

\$ Financial WorkBench

Helping you build a strong financial foundation

Today

▼ Score

Are you building a solid financial foundation in how you're spending money today?

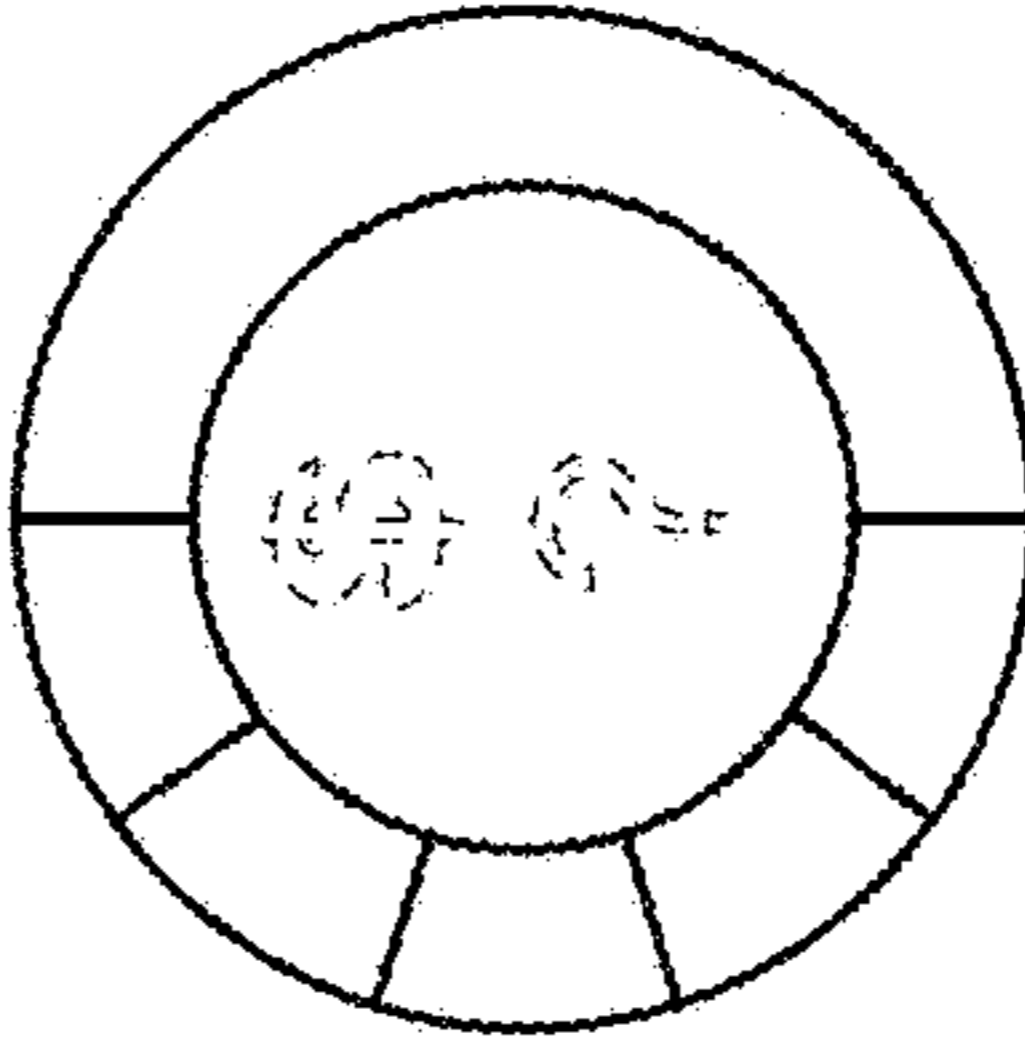
View Criteria

▼ Tools & Products

Budget

Tomorrow

My Budget



Left This Month: \$ _____

Protect

Do you have a Strong Financial Foundation?

Expand

My Advisor

▼ Recommended Tools

- ▼ Savings Booster
- ▼ Health w. Buy Manager
- ▼ Did you Know?
- ▼ About You
- ▼ Family
- ▼ 10 years old
- ▼ City
- ▼ Married
- ▼ Own a home with a mortgage
- ▼ Rent an Apartment
- ▼ Active Duty Military
- ▼ Employed Military
- ▼ Retired Military
- ▼ Military Spouse

Update

▼ Click here for Help

FIG. 1

The screenshot displays the 'Financial WorkBench' website interface. At the top, a navigation bar includes links for 'MY USAA', 'MY TOOLS', 'PRODUCTS', 'ADVICE', 'CLAIMS', 'HELP', and a search icon. The user's name 'STEPHEN N.' is visible in the top right corner. The main header features the 'Financial WorkBench' logo and the tagline 'Helping you build a strong financial foundation'. A central navigation bar has tabs for 'Today', 'Tomorrow', and 'Protect'. The 'Today' tab is active, showing a 'Score' section with a question: 'Are you building a solid financial foundation? In how many spending money today?' and a 'View Criteria' button. Below this is a 'Tools & Products' section with a 'Goals' icon. The 'My Advisor' section is also visible, containing 'Recommended Tools' (Savings, Brokerage, Rent vs. Buy, Debt Manager) and 'Did you Know?' (About You) with various financial tips. A 'My Goals' chart shows a bar for 'Goals' and a line for 'Emergency Fund'. The footer contains 'Print' and 'Logout' buttons.

FIG.2

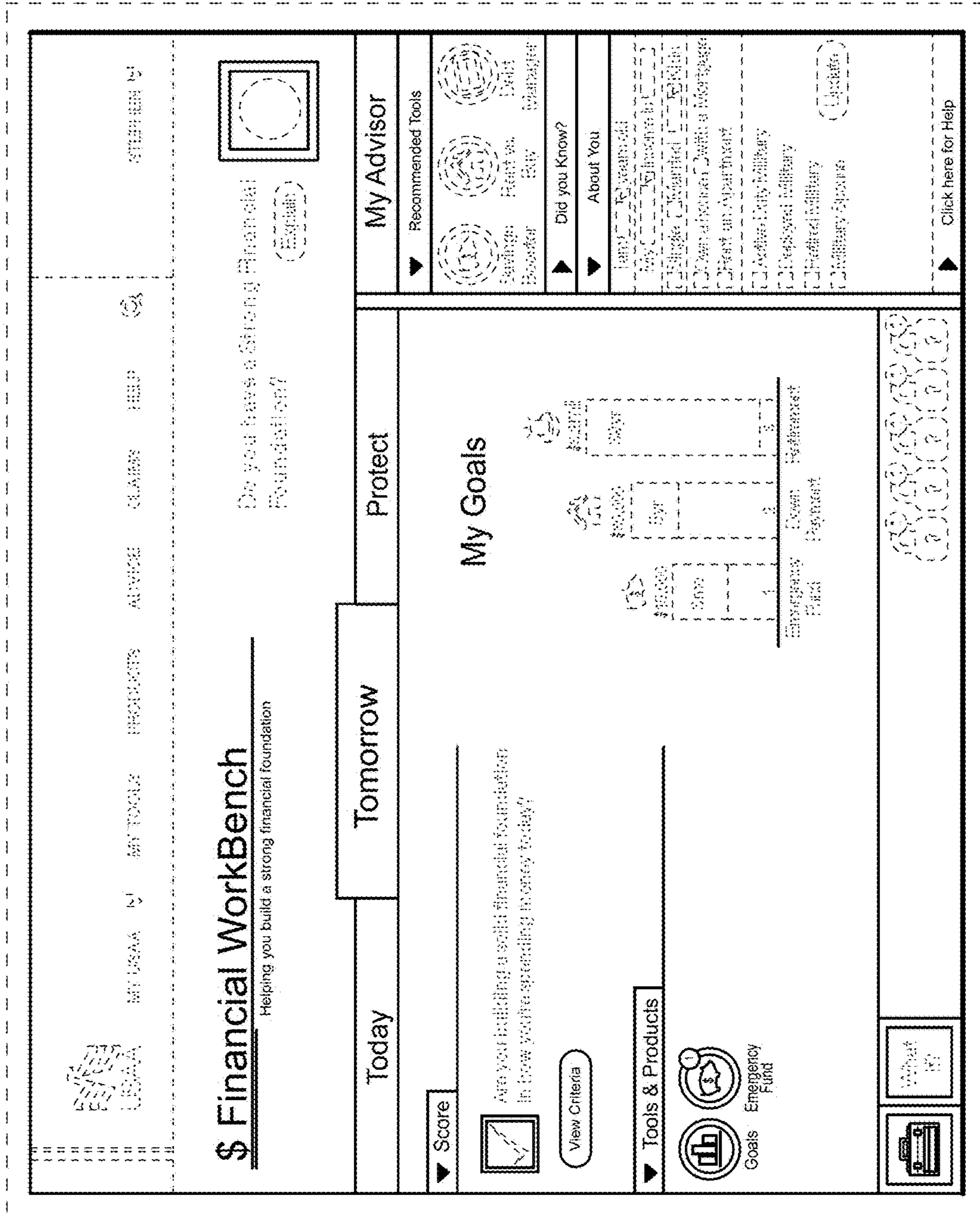


FIG.3

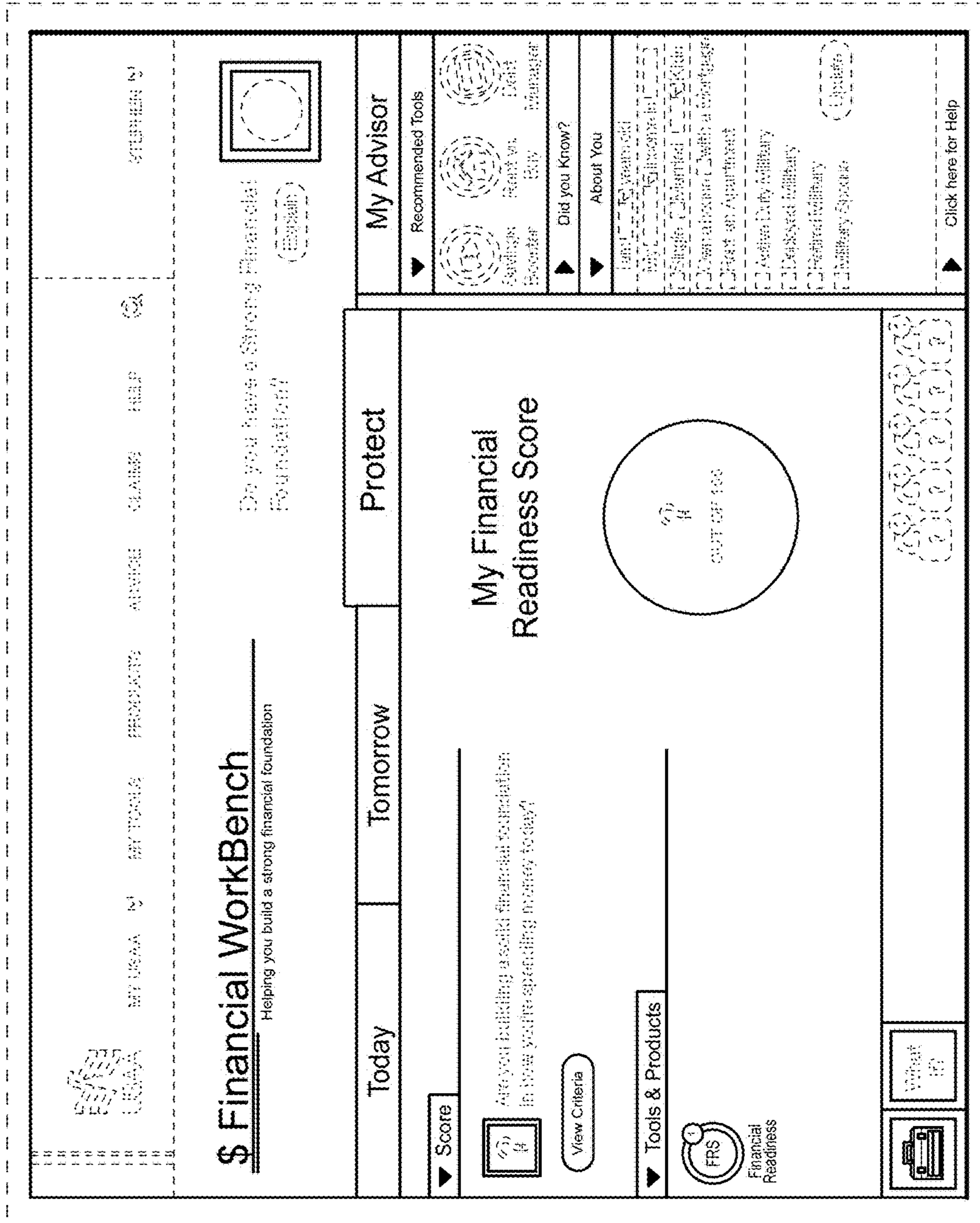


FIG.4

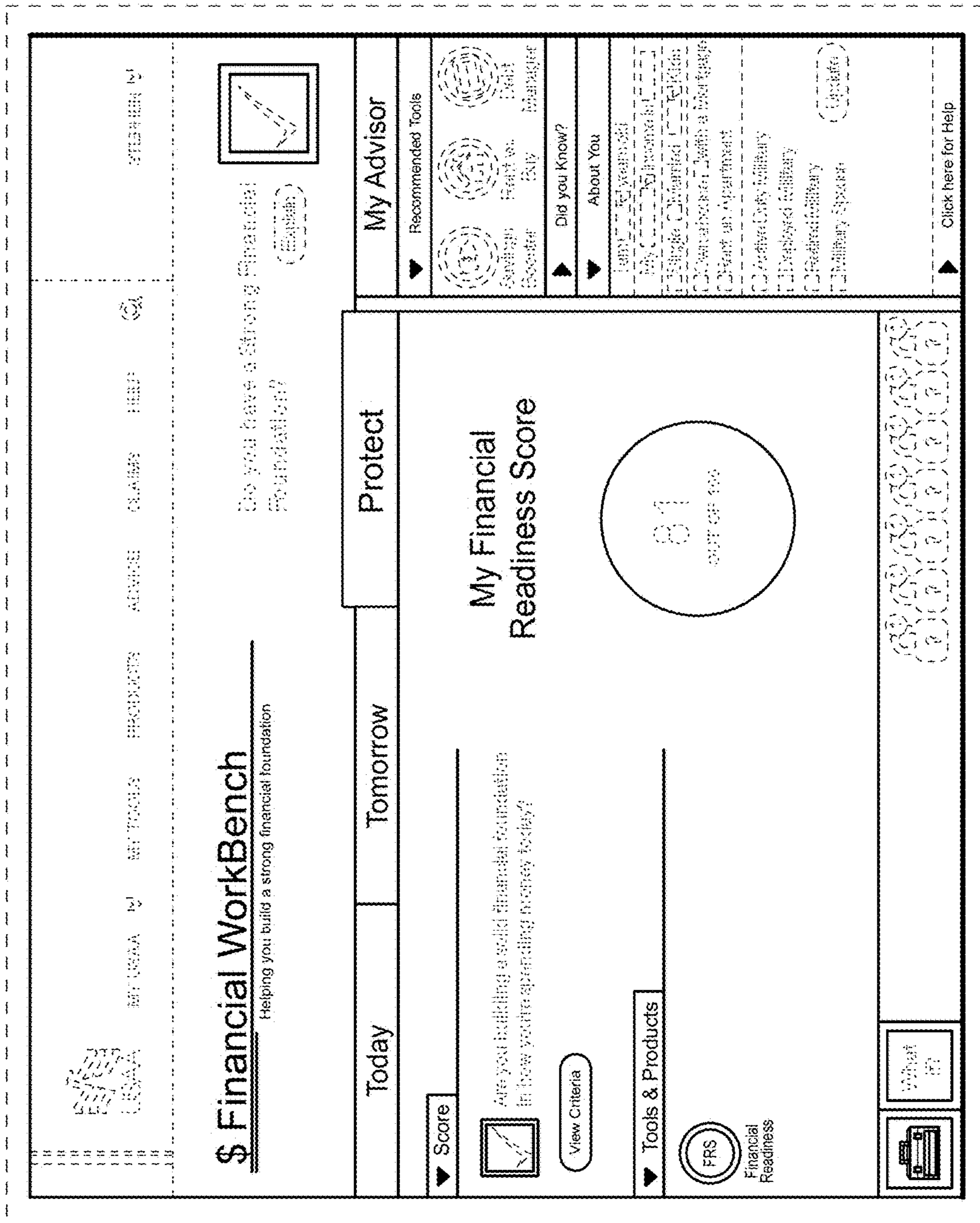


FIG.5

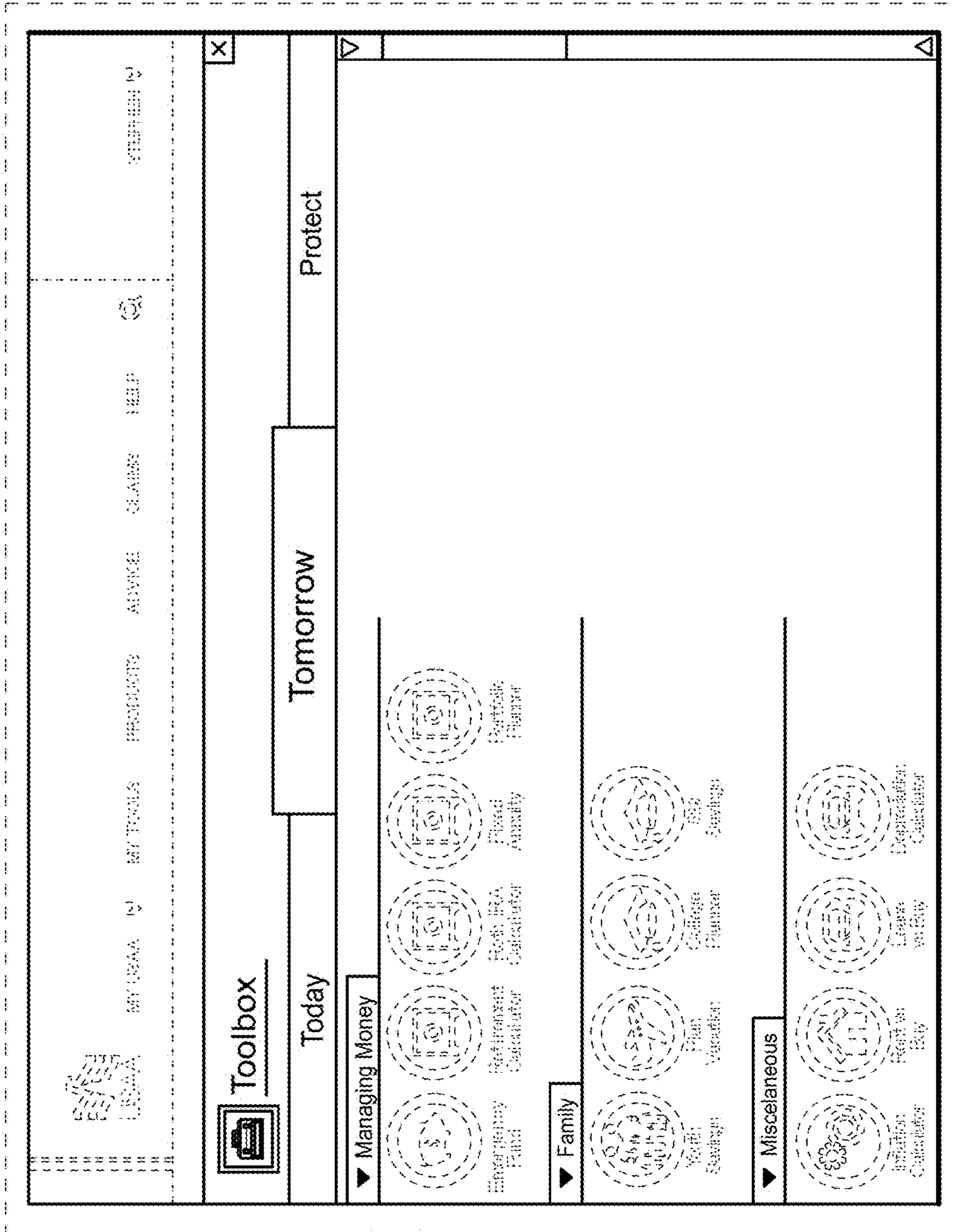


FIG.6

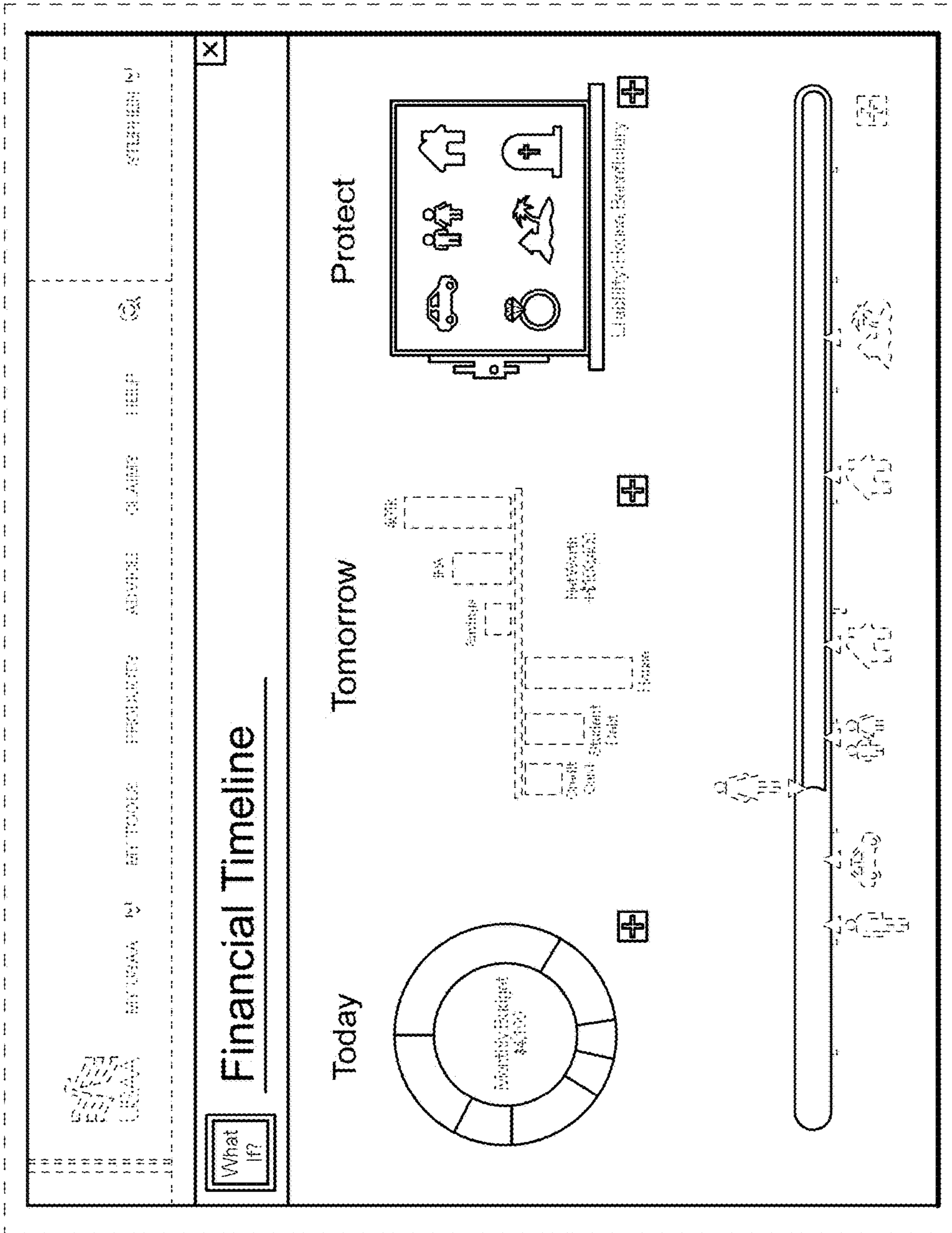


FIG.7