



US00D838728S

(12) **United States Design Patent**
Samanta et al.

(10) **Patent No.:** **US D838,728 S**
(45) **Date of Patent:** **** Jan. 22, 2019**

(54) **DISPLAY SCREEN OR PORTION THEREOF WITH ANIMATED GRAPHICAL USER INTERFACE**

D763,306 S * 8/2016 Lee D14/488
D767,619 S 9/2016 Lin
D768,151 S * 10/2016 Yoo D14/485
D788,810 S * 6/2017 Kim D14/487

(Continued)

(71) Applicant: **salesforce.com, inc.**, San Francisco, CA (US)

(72) Inventors: **Anwasha Samanta**, Fremont, CA (US); **Edouard Picot**, San Francisco, CA (US); **Joseph Veltkamp**, San Francisco, CA (US)

(73) Assignee: **salesforce.com, inc.**, San Francisco, CA (US)

(**) Term: **15 Years**

(21) Appl. No.: **29/626,770**

(22) Filed: **Nov. 20, 2017**

(51) **LOC (11) Cl.** **14-04**

(52) **U.S. Cl.**
USPC **D14/485**

(58) **Field of Classification Search**
USPC D14/485-495; D20/11; D21/324, 325
CPC G06F 3/03547; G06F 3/048; G06F 3/0481; G06F 3/04817; G06F 3/0482; G06F 3/0483; G06F 3/04842; G06F 3/0485; G06F 3/04855; G06F 3/0486; G06F 3/0488; G06F 3/04886; G06F 9/4443; G06F 17/211; G06F 17/212; G06Q 40/02
See application file for complete search history.

(56) **References Cited**

U.S. PATENT DOCUMENTS

D603,421 S * 11/2009 Ebeling D14/489
D704,734 S 5/2014 Wafapoor
D711,896 S * 8/2014 Hanson D14/485
D746,859 S * 1/2016 Sabia D14/488
D760,769 S 7/2016 Ishii et al.
D762,709 S * 8/2016 Hsieh D14/488
D763,278 S * 8/2016 Cavander D14/485

OTHER PUBLICATIONS

Cox, James, "3 Things You Haven't Heard From salesforce.com" Jan. 19, 2017, posted at wall-street.com, [site visited Oct. 12, 2018]. <https://wall-street.com/3-things-havent-heard-salesforce-com>.*

(Continued)

Primary Examiner — Jack Reickel
Assistant Examiner — John M Otte

(74) *Attorney, Agent, or Firm* — Sterne, Kessler, Goldstein & Fox P.L.L.C

(57) **CLAIM**

The ornamental design for a display screen or portion thereof with animated graphical user interface, as shown and described.

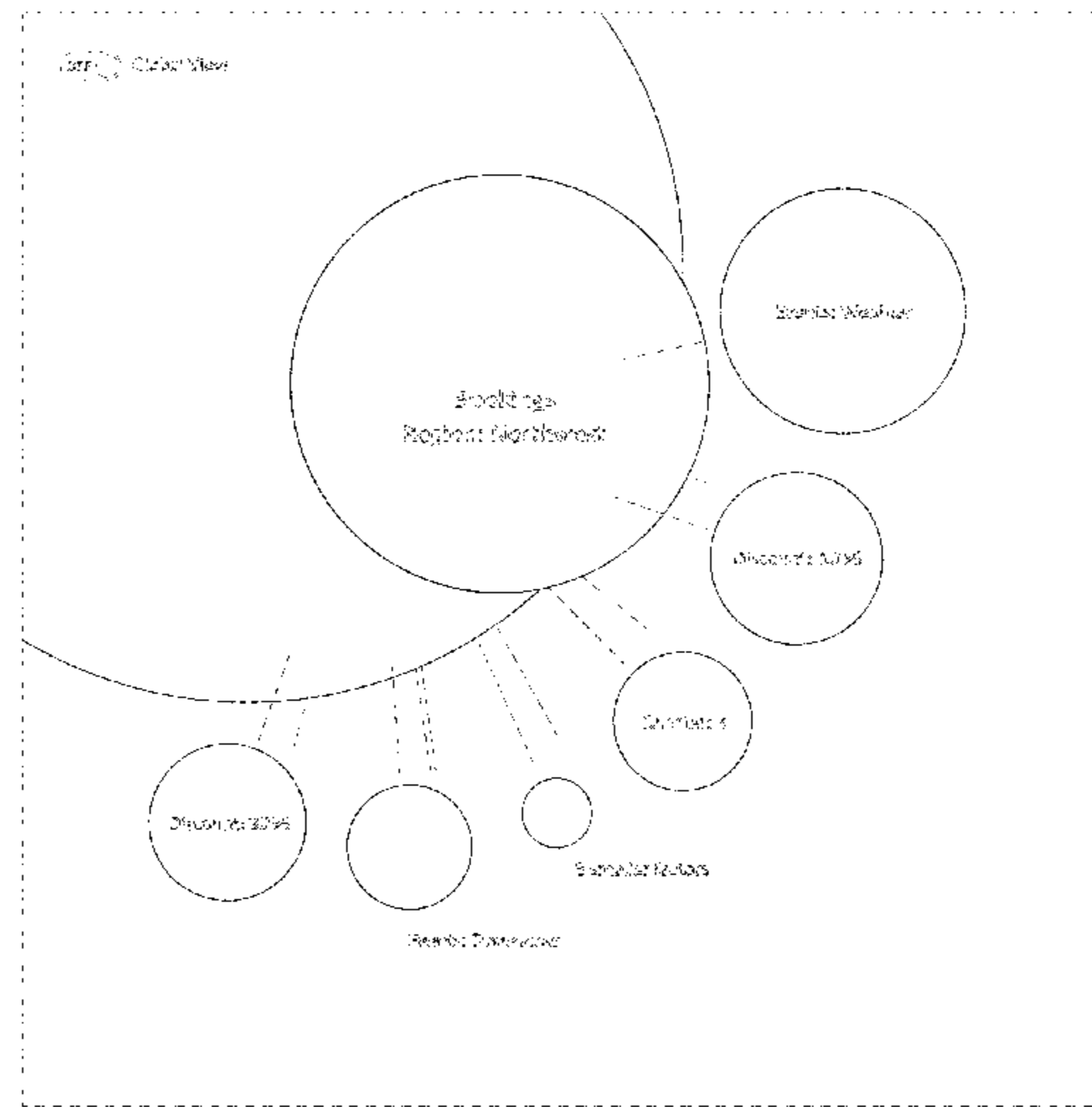
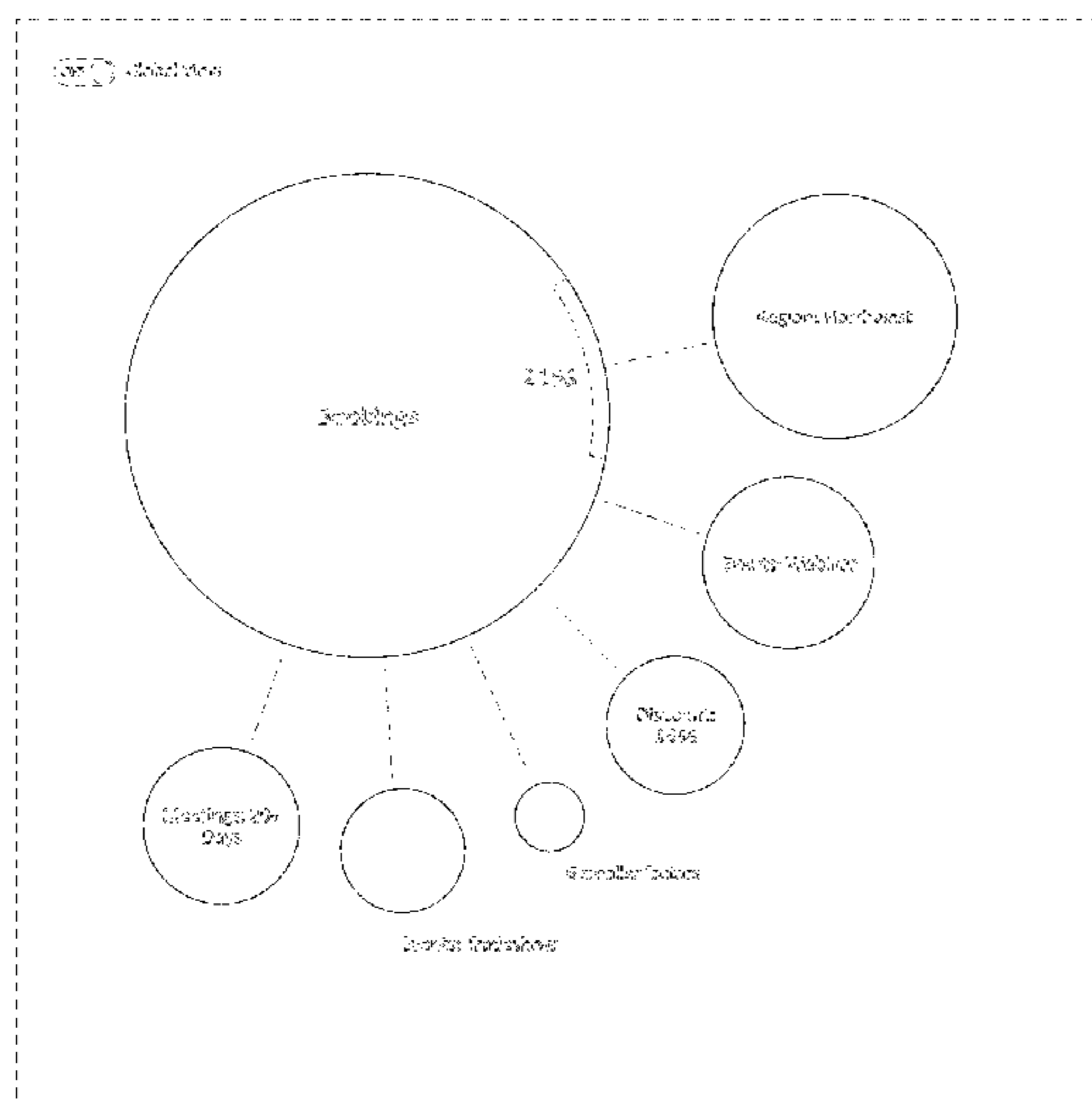
DESCRIPTION

FIG. 1 is a front view of a display screen or portion thereof with animated graphical user interface showing a first image of the claimed design;
FIG. 2 is a second image thereof;
FIG. 3 is a third image thereof; and,
FIG. 4 is a fourth image thereof.

The outermost broken lines in the figures show a display screen or portion thereof, and form no part of the claimed design. The other broken lines in the figures show portions of the animated graphical user interface that form no part of the claimed design.

The appearance of the animated image sequentially transitions between the images shown in FIGS. 1-4. The process or period in which one image transitions to another forms no part of the claimed design.

1 Claim, 4 Drawing Sheets



(56)

References Cited

U.S. PATENT DOCUMENTS

D794,670 S * 8/2017 Lee D14/486
D805,535 S * 12/2017 Danielyan D14/486
D820,877 S * 6/2018 Inman D14/487
2010/0268426 A1 * 10/2010 Pathak G06F 3/03547
701/48
2014/0236789 A1 * 8/2014 Caldwell G06Q 40/02
705/35

OTHER PUBLICATIONS

“Bubble chart” Apr. 29, 2016, posted at dharminster.dhanda.com, [site visited Oct. 12, 2018]. <http://dharminster.dhanda.com.au/blog/charts/bubble-chart-2>.*

“How to remove the outer circle in D3 bubble chart” Dec. 17, 2014, posted at stackoverflow.com, [site visited Oct. 12, 2018] . <https://stackoverflow.com/questions/27497436/how-to-remove-the-outer-circle-in-d3-bubble-chart>.*

Stark, Tony, “Immersion,” <<https://immersion.media.mit.edu/demo>>, dated Jan. 4, 2007.

* cited by examiner

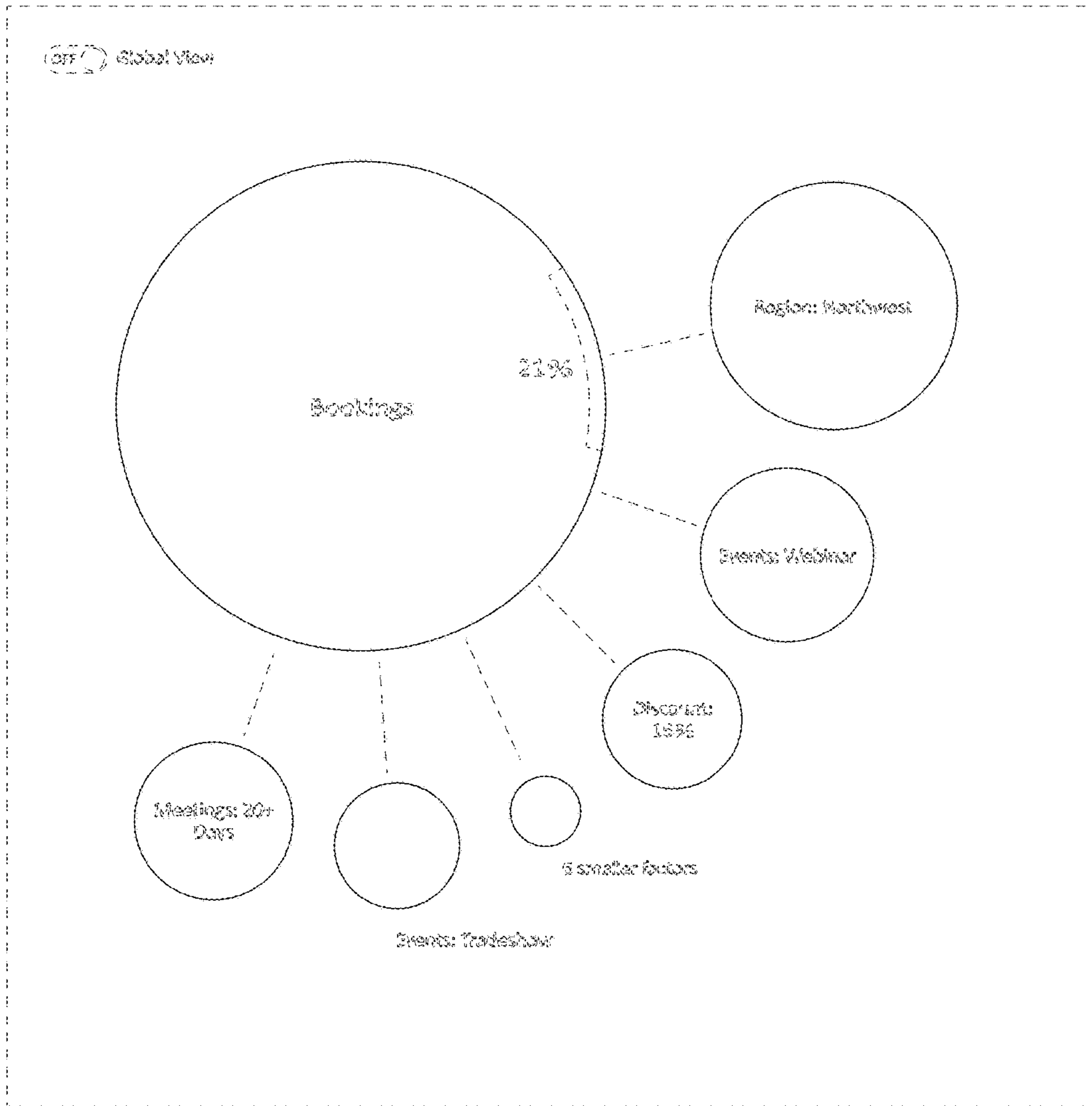


FIG. 1

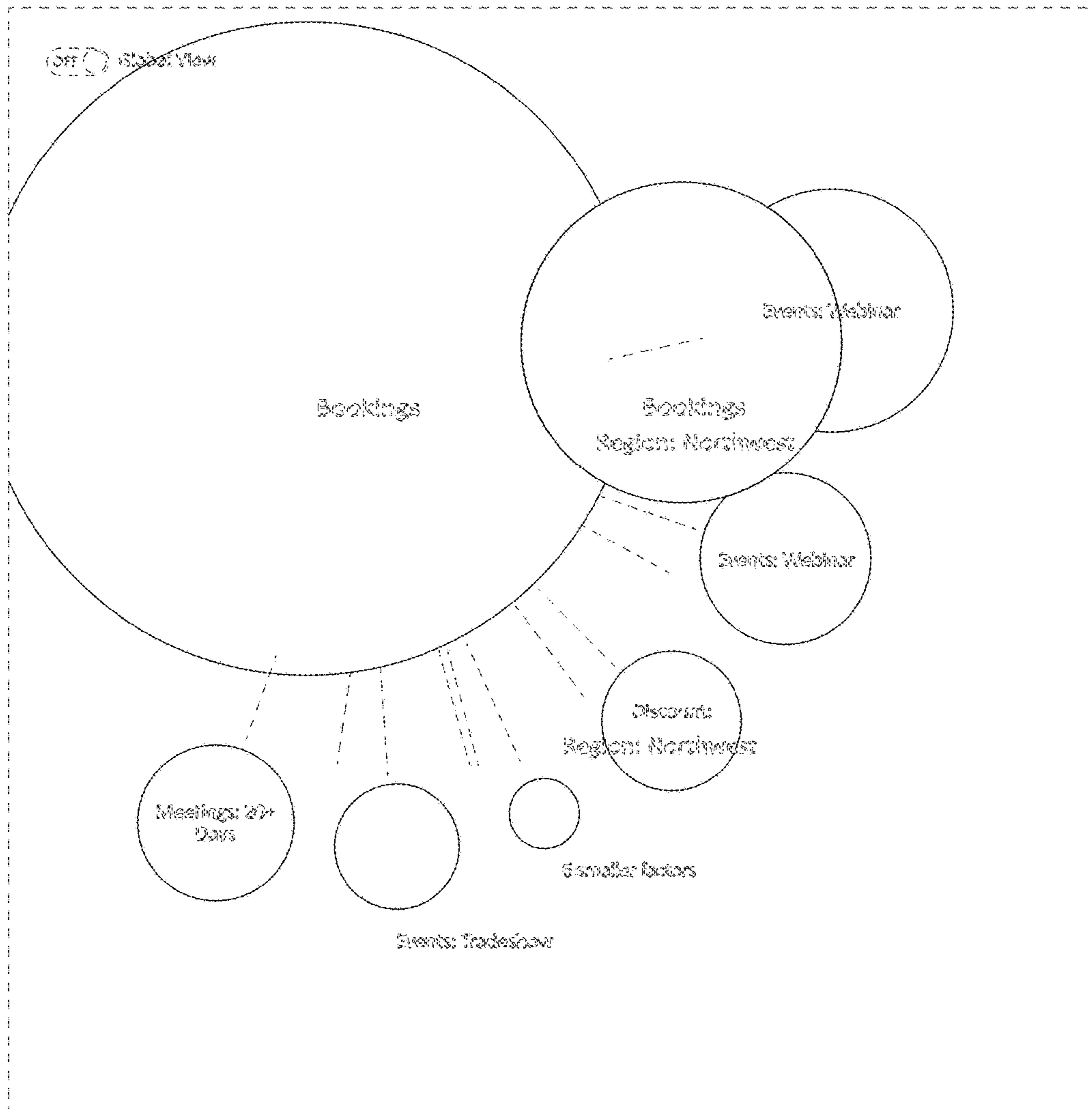


FIG. 2

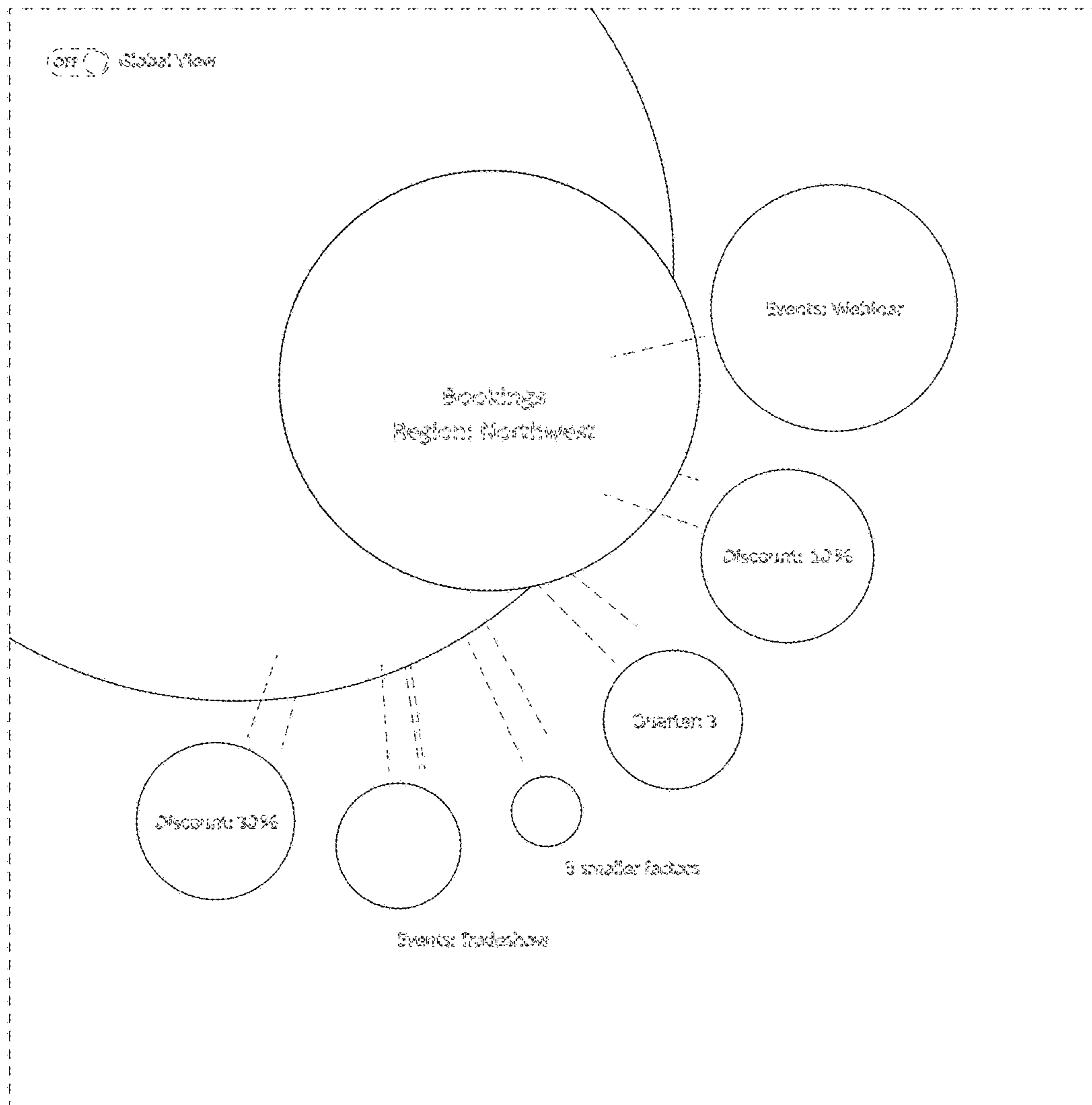


FIG. 3

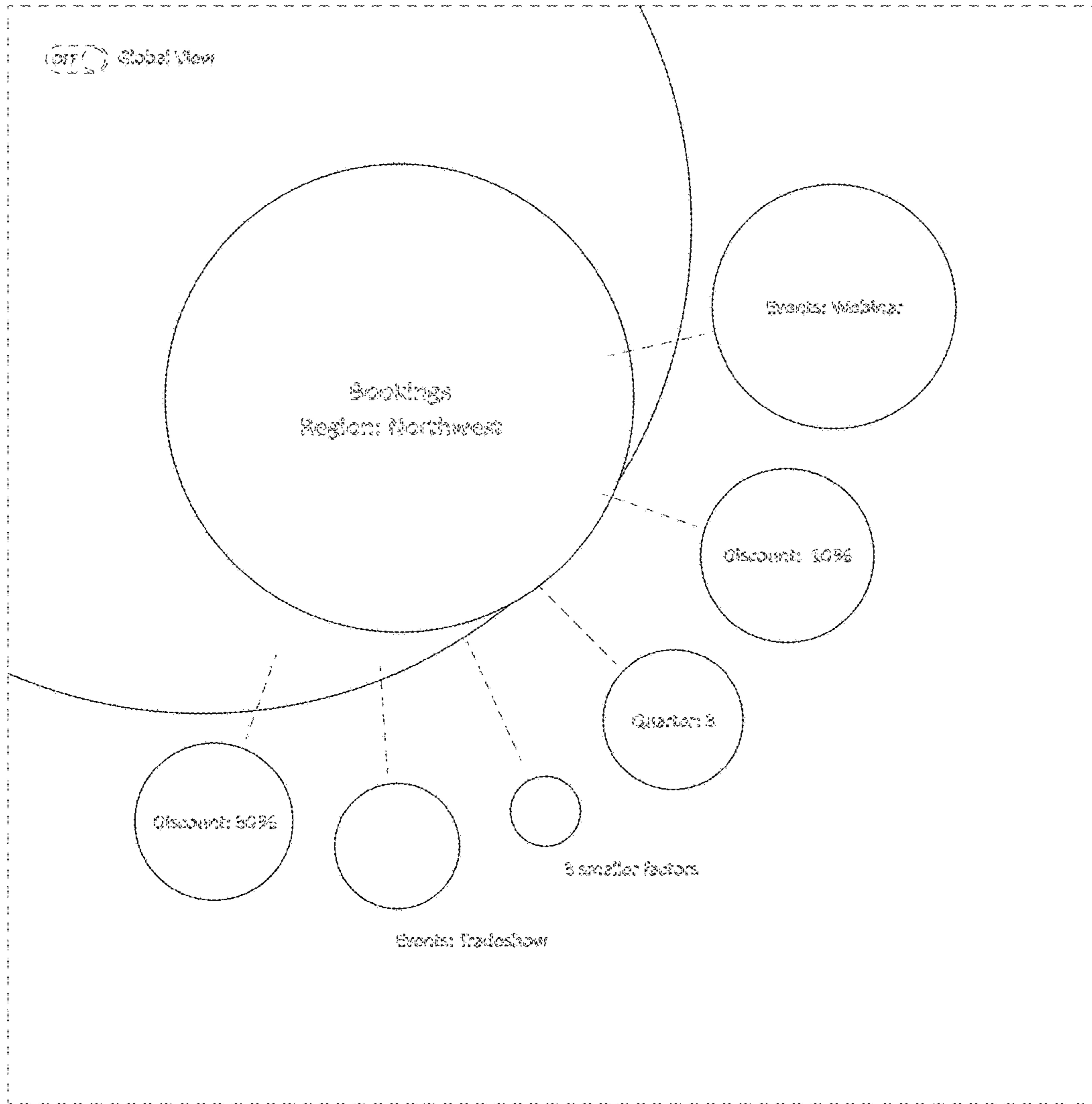


FIG. 4