



US00D838709S

(12) **United States Design Patent** (10) **Patent No.:** **US D838,709 S**  
**Yun** (45) **Date of Patent:** **\*\* Jan. 22, 2019**

(54) **CASE FOR ELECTRONIC COMMUNICATIONS DEVICE**

D714,273 S 9/2014 Kim et al.  
D717,774 S \* 11/2014 Fathollahi ..... D14/250  
D727,883 S \* 4/2015 Brand ..... D14/250

(Continued)

(71) Applicant: **SPIGEN KOREA CO., LTD.**, Seoul (KR)

(72) Inventor: **Sun Woo Yun**, Seoul (KR)

(73) Assignee: **SPIGEN KOREA CO., LTD.**, Seoul (KR)

(\*\*) Term: **15 Years**

(21) Appl. No.: **29/601,181**

(22) Filed: **Apr. 19, 2017**

(51) **LOC (11) Cl.** ..... **14-03**

(52) **U.S. Cl.**  
USPC ..... **D14/250**

(58) **Field of Classification Search**  
USPC ..... D14/248, 439, 203.3–203.7, 447, 238.1, D14/440, 251–253, 217, 240, 250; D3/201, 218, 247, 269, 273, 301, 303; D13/103, 107–108, 119  
CPC ..... H04B 1/3888; H04M 1/0283; H04M 1/0202; A45C 1/06; A45C 2011/002; A45C 11/00; A45C 13/02; A45F 2005/026; A45F 2200/0525; A45F 2200/0516

See application file for complete search history.

(56) **References Cited**

**U.S. PATENT DOCUMENTS**

D619,361 S 7/2010 Andre et al.  
D644,216 S \* 8/2011 Richardson ..... D14/250  
D655,281 S 3/2012 Turocy  
D663,263 S \* 7/2012 Gupta ..... D13/103  
D673,547 S \* 1/2013 Melanson ..... D14/250  
D676,844 S \* 2/2013 Weller ..... D14/250  
D685,776 S \* 7/2013 Bau ..... D14/250

**OTHER PUBLICATIONS**

Review of Spigen Rugged Armor Case for Galaxy S7, published on Mar. 30, 2016, URL: <https://www.youtube.com/watch?v=NuaPzQzAoto>, retrieved from internet on Feb. 24, 2018.\*

(Continued)

*Primary Examiner* — Carla J Wright

(74) *Attorney, Agent, or Firm* — Heedong Chae; Lucem, PC

(57) **CLAIM**

The ornamental design for a case for electronic communications device, as shown and described.

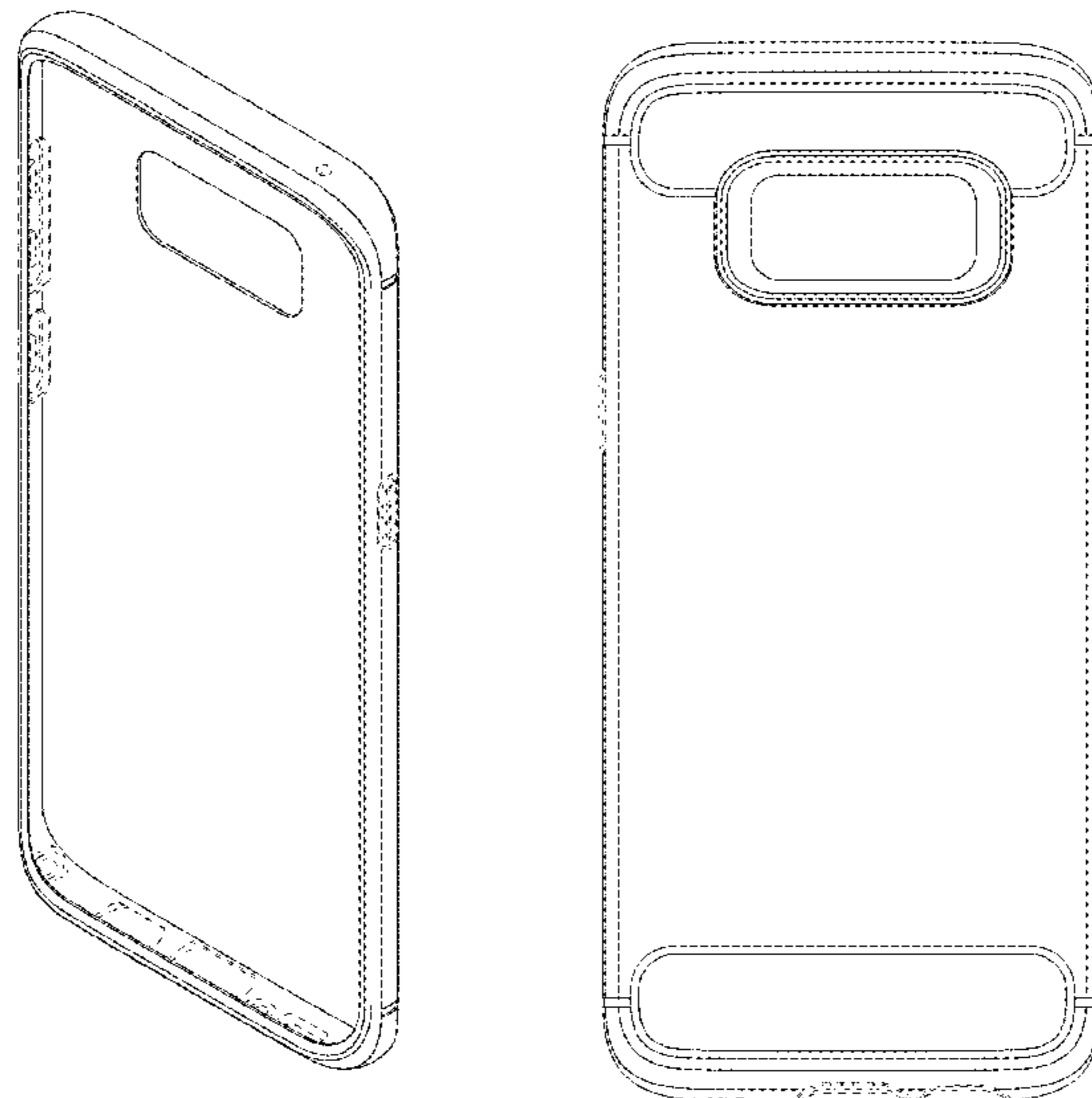
**DESCRIPTION**

FIG. 1 is a front perspective view of a case for electronic communications device showing my new design; FIG. 2 is a rear perspective view thereof; FIG. 3 is a front elevational view thereof; FIG. 4 is a rear elevational view thereof; FIG. 5 is a left side elevational view thereof; FIG. 6 is a right side elevational view thereof; FIG. 7 is a top plan view thereof; FIG. 8 is a bottom plan view thereof; and, FIG. 9 is an enlarged detail view of the encircled portion of FIG. 2 to more clearly disclose the appearance of this portion of the design.

The dot-dash broken lines in FIGS. 2 and 9 encircle a portion of the claimed design that is shown on an enlarged scale in FIG. 9. The dashed broken lines throughout the drawing figures depict portions of the case for electronic communications device that form no part of the claimed design.

The broken lines and regions bounded by dashed broken lines form no part of the claimed design.

**1 Claim, 9 Drawing Sheets**



(56)

References Cited

U.S. PATENT DOCUMENTS

D732,012 S \* 6/2015 Tsai ..... D14/250  
 D733,693 S \* 7/2015 Wang ..... D14/248  
 D741,845 S 10/2015 Kim  
 D746,273 S 12/2015 Herbst  
 D746,274 S 12/2015 Herbst  
 D749,068 S 2/2016 Zaborski et al.  
 D749,535 S 2/2016 Joung et al.  
 D749,555 S \* 2/2016 Poon ..... D14/250  
 D749,557 S 2/2016 Feng  
 D763,241 S 8/2016 Kim  
 D763,242 S 8/2016 Kim  
 D763,837 S 8/2016 Choe et al.  
 D763,842 S 8/2016 Chang et al.  
 9,432,074 B2 \* 8/2016 Fathollahi ..... H04L 31/3888  
 D765,627 S 9/2016 Watt  
 D765,635 S 9/2016 Chang et al.  
 D765,638 S 9/2016 Gaylord et al.  
 D765,640 S 9/2016 Bulkley et al.  
 D765,641 S 9/2016 Bulkley et al.  
 D765,642 S 9/2016 Bulkley  
 D765,645 S 9/2016 Kim  
 D767,485 S 9/2016 To et al.  
 D768,637 S \* 10/2016 Akana ..... D14/439  
 D771,611 S 11/2016 Chang et al.  
 9,480,319 B2 11/2016 Dining et al.  
 D774,498 S \* 12/2016 Tao ..... D14/250  
 D776,647 S 1/2017 Kim  
 D777,157 S 1/2017 Kim  
 D777,160 S 1/2017 Kim  
 D777,717 S \* 1/2017 Kim ..... D14/250  
 D781,835 S 3/2017 Kim et al.  
 D781,840 S 3/2017 Kim et al.  
 D784,309 S 4/2017 Lee et al.  
 D785,615 S 5/2017 Kim et al.  
 D786,849 S 5/2017 Park et al.  
 D788,093 S 5/2017 Lee et al.

9,661,116 B1 \* 5/2017 Chung ..... A45C 11/00  
 D792,394 S 7/2017 Lee et al.  
 D795,237 S 8/2017 Jung et al.  
 D797,715 S 9/2017 Kim  
 D798,286 S 9/2017 Roberts et al.  
 D800,104 S \* 10/2017 Kim ..... D14/250  
 D801,324 S \* 10/2017 Kim ..... D14/250  
 D801,325 S \* 10/2017 Kim ..... D14/250  
 D806,061 S \* 12/2017 Kim ..... D14/250  
 D807,336 S \* 1/2018 Kim ..... D14/250  
 2016/0113368 A1 \* 4/2016 Tu ..... H04L 31/3888  
 206/45.23  
 2016/0374443 A1 \* 12/2016 Kim ..... A45C 11/182  
 206/38  
 2017/0013925 A1 \* 1/2017 Fathollahi ..... A45C 13/02  
 2017/0086557 A1 \* 3/2017 Choi ..... A45C 15/00  
 2017/0230072 A1 \* 8/2017 Kim ..... H04L 31/3888

OTHER PUBLICATIONS

Review of Spigen Rugged Armor Case for Galaxy S7 Edge, published on Mar. 11, 2016, URL: <https://www.youtube.com/watch?v=nH1vOrtT3Ng>, retrieved from internet on Feb. 24, 2018.\*  
 “Spigen Rugged Armor Galaxy S6 Case with Resilient Shock Absorption and Carbon Fiber Design for Galaxy S6 2015—Black”, <https://www.amazon.com/SpigenRuggedGalaxyResilientAbsorption/dp/B00T6P05ZK>, Earliest review date of Mar. 6, 2015.  
 “Spigen Rugged Armor Galaxy S7 Case with Resilient Shock Absorption and Carbon Fiber Design for Samsung Galaxy S7 2016—Black”, <https://www.amazon.com/dp/B01A7ICWTQ>, Earliest review date of Feb. 25, 2016.  
 “Spigen Rugged Armor Galaxy S7 Edge Case with Resilient Shock Absorption and Carbon Fiber Design for Samsung Galaxy S7 Edge 2016—Black”, <https://www.amazon.com/dp/B01A7IDHOU>, Earliest review date of Feb. 21, 2016.

\* cited by examiner

FIG. 1




FIG. 2

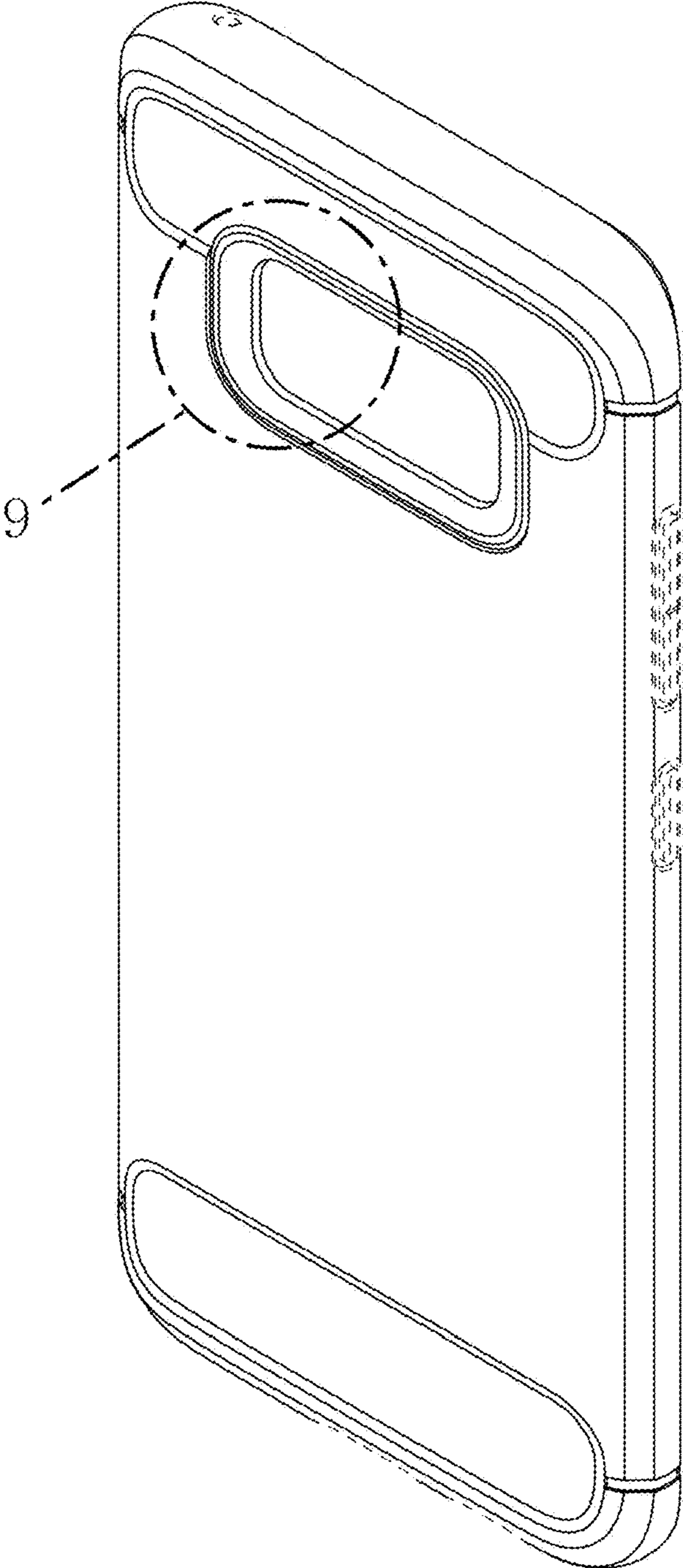


FIG. 3




FIG. 4




FIG. 5




FIG. 6






FIG. 7




FIG. 8

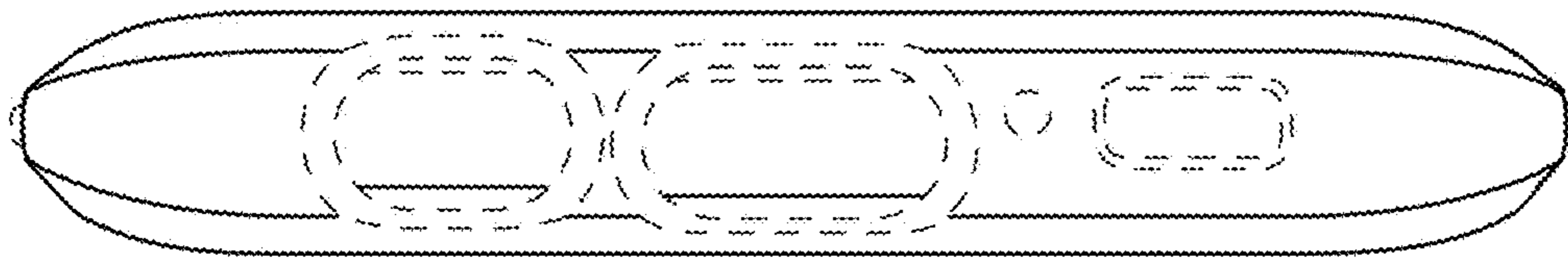


FIG. 9

