



US00D838707S

(12) **United States Design Patent** (10) **Patent No.:** **US D838,707 S**
Ho (45) **Date of Patent:** **** *Jan. 22, 2019**

(54) **CELL PHONE COVER**
(71) Applicant: **Timothy Ho**, Hong Kong (HK)
(72) Inventor: **Timothy Ho**, Hong Kong (HK)
(*) Notice: This patent is subject to a terminal disclaimer.
(**) Term: **15 Years**
(21) Appl. No.: **29/540,124**
(22) Filed: **Sep. 21, 2015**
(51) **LOC (11) Cl.** **14-03**
(52) **U.S. Cl.**
USPC **D14/250**
(58) **Field of Classification Search**
USPC D14/238.1, 250, 440, 203.3-203.7, 217,
D14/240, 248, 251-253, 447, 496, 143,
D14/189, 203.2; D3/201, 218, 247, 269,
D3/273, 301, 303; D13/103, 107-108,
D13/119
CPC A45C 1/06; A45C 11/00; A45C 13/02;
A45C 2011/002; A45F 2005/026; A45F
2200/0525; A45F 2200/0516; H04B
1/3888; H04M 1/0283; H04M 1/0202
See application file for complete search history.

(56) **References Cited**
U.S. PATENT DOCUMENTS

D516,309 S *	3/2006	Richardson	D3/273
D593,319 S *	6/2009	Richardson	D3/218
D670,278 S *	11/2012	Hamann	D14/250
D704,929 S *	5/2014	Chu	D3/201
D705,209 S *	5/2014	Feller	D14/250
D712,390 S *	9/2014	Namminga	D14/250
D716,285 S *	10/2014	Chaney	D14/250
D717,287 S *	11/2014	Macrina	D14/250
D722,951 S *	2/2015	Parsons	D13/103
D728,548 S *	5/2015	Keung	D14/250

2008/0083631 A1*	4/2008	Tsang	A45C 11/18 206/320
2010/0122756 A1*	5/2010	Longinotti-Buitoni	A45C 11/00 150/165
2011/0195753 A1*	8/2011	Mock	H04B 1/3888 455/566
2012/0250270 A1*	10/2012	Liu	H04M 1/185 361/752
2012/0262618 A1*	10/2012	Weakly	A45C 11/00 348/333.01
2012/0275025 A1*	11/2012	Parrill	G02B 23/16 359/511
2013/0082963 A1*	4/2013	Chu	G03B 17/08 345/173
2013/0088813 A1*	4/2013	Su	G06F 1/1628 361/679.01
2013/0127309 A1*	5/2013	Wyner	H05K 5/0217 312/223.1

(Continued)

Primary Examiner — Carla J Wright
(74) *Attorney, Agent, or Firm* — Furr Law Firm; Jeffrey Furr

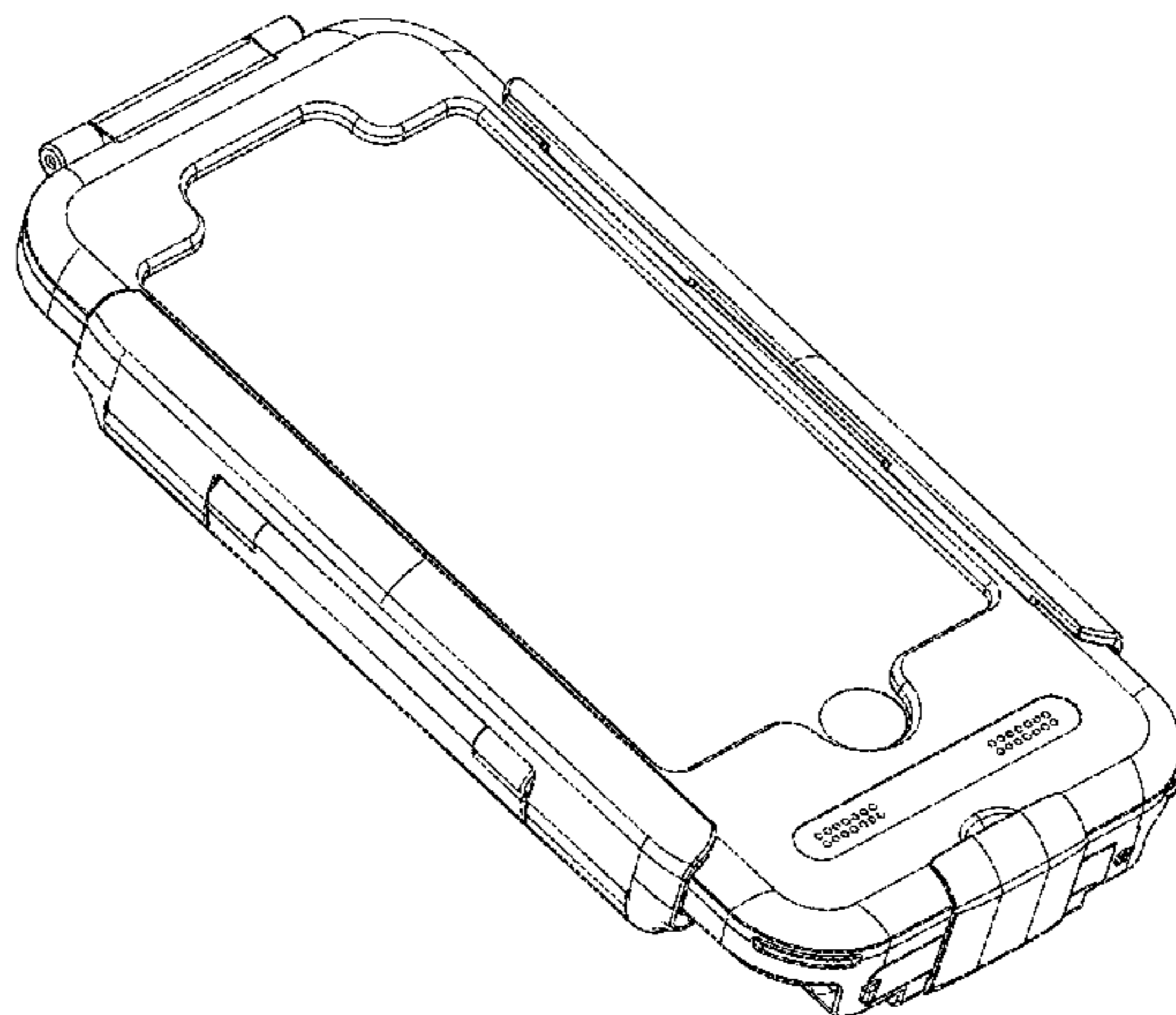
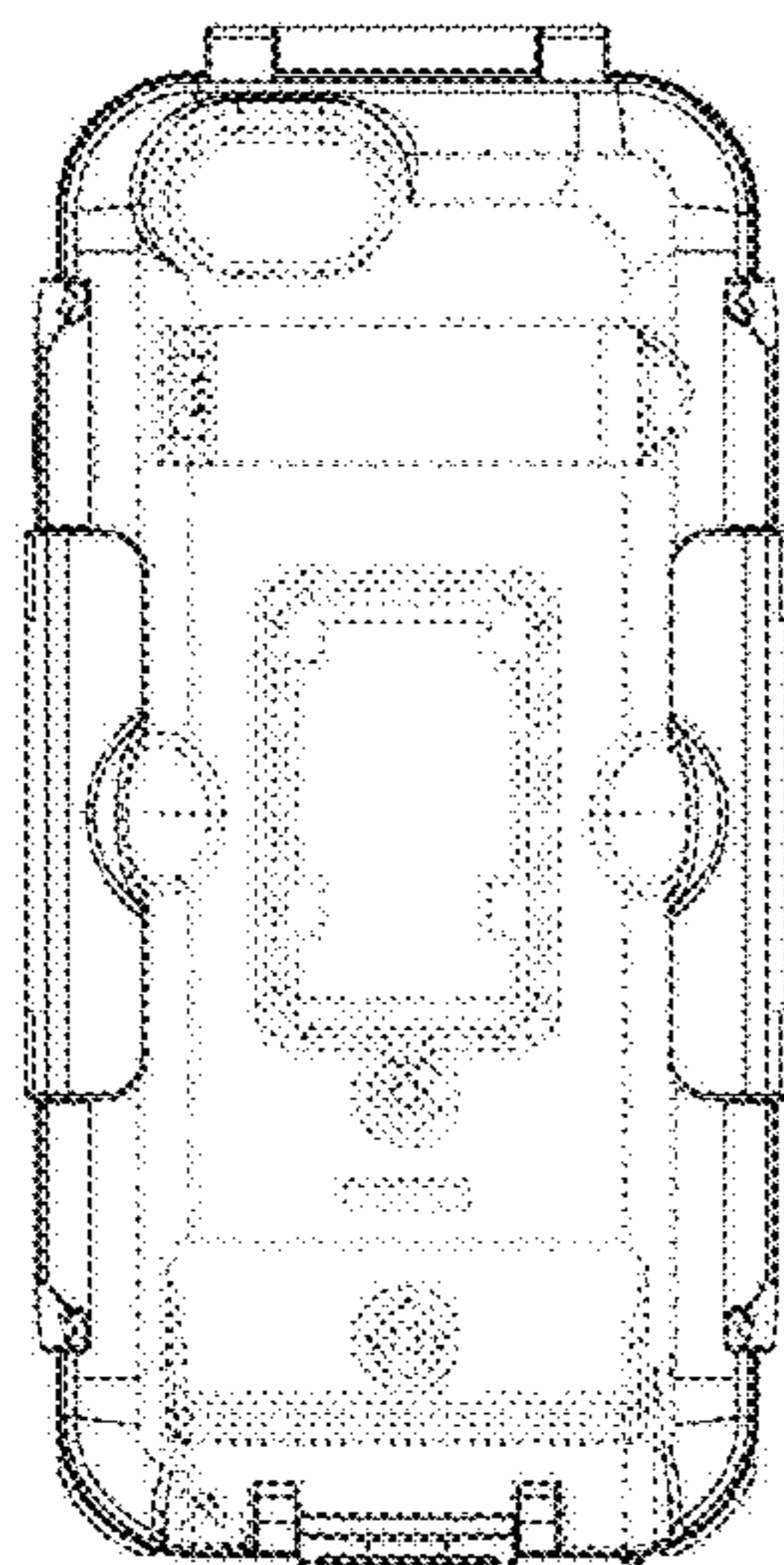
(57) **CLAIM**

The ornamental design for a cell phone cover, as shown and described.

DESCRIPTION

FIG. 1 is a front view of the cell phone cover showing my new design;
FIG. 2 is a rear view thereof;
FIG. 3 is a right side view thereof;
FIG. 4 is a left side view thereof;
FIG. 5 is a top view thereof;
FIG. 6 is a bottom view thereof; and,
FIG. 7 is a front perspective view of thereof.
The dot-dash broken lines represent a boundary of the claimed design. The dash-dash broken lines depict environmental subject matter. The broken lines form no part of the claimed design.

1 Claim, 7 Drawing Sheets



(56)

References Cited

U.S. PATENT DOCUMENTS

2013/0193006 A1* 8/2013 Bergreen A45C 11/22
206/37
2013/0264235 A1* 10/2013 Lin A45C 11/00
206/320
2013/0334071 A1* 12/2013 Carnevali H05K 5/03
206/37
2014/0004915 A1* 1/2014 Huang H04M 1/0202
455/575.8
2015/0151879 A1* 6/2015 Venida B65D 25/20
224/191

* cited by examiner

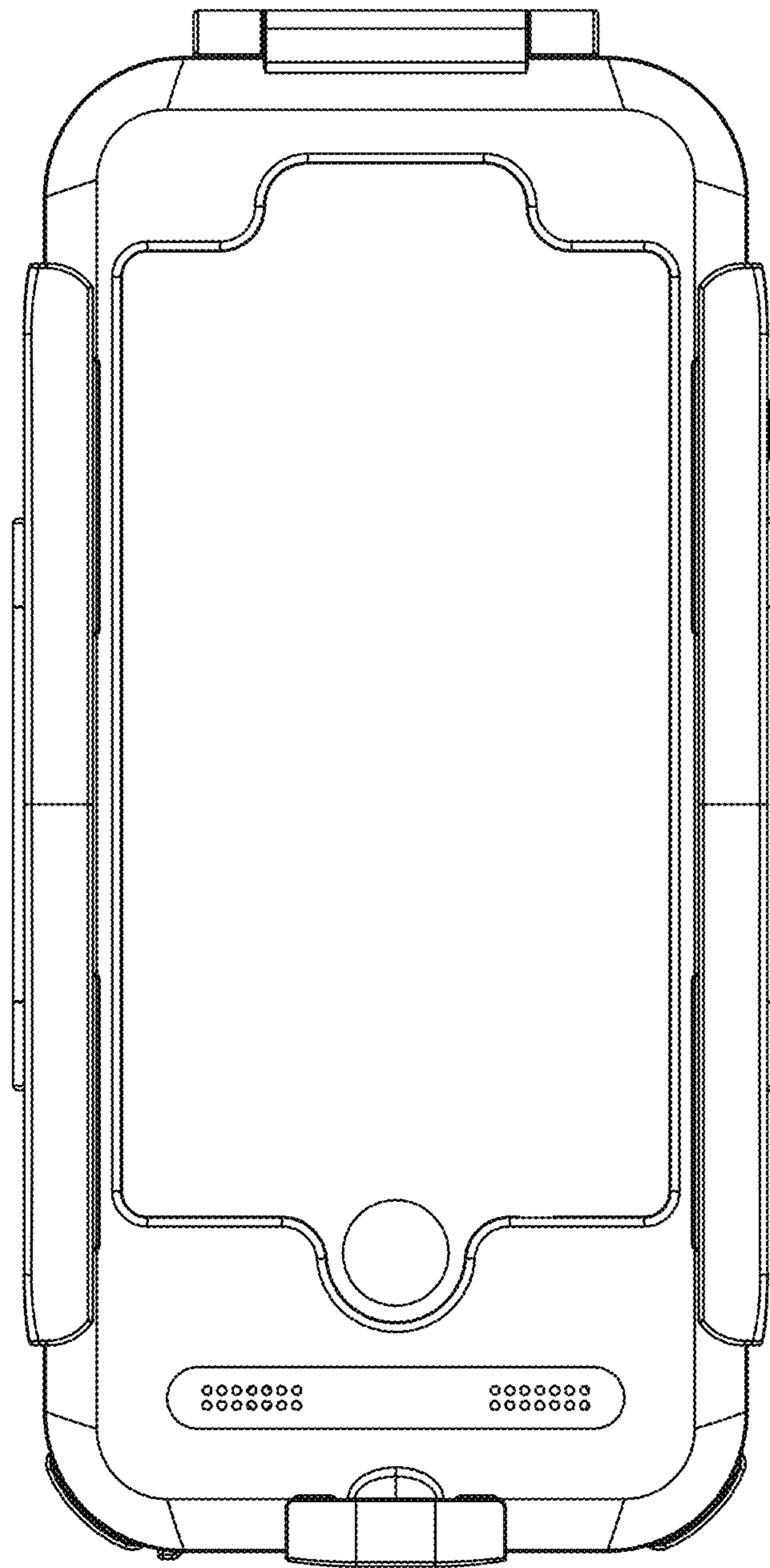


FIG. 1

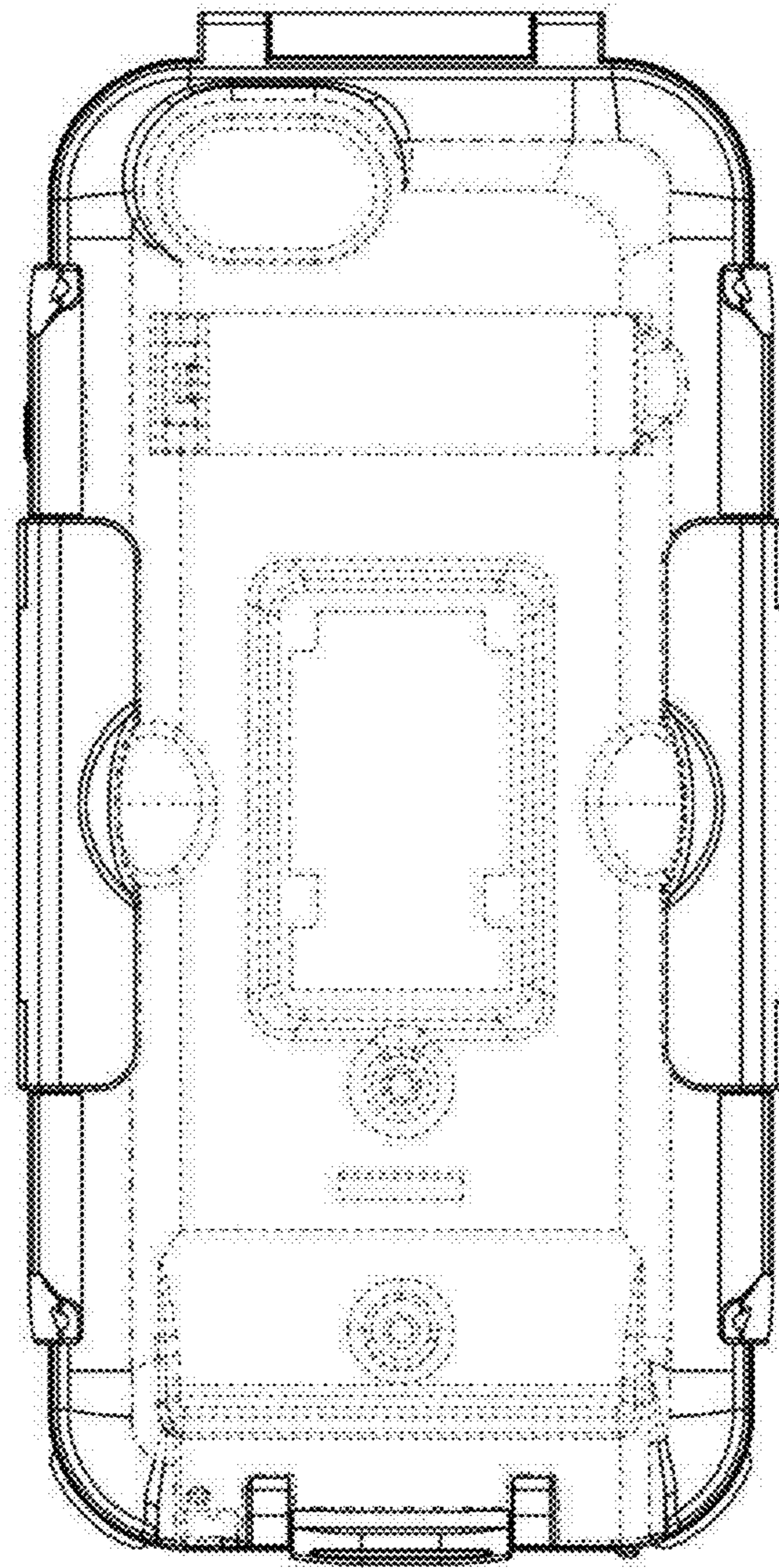


FIG. 2

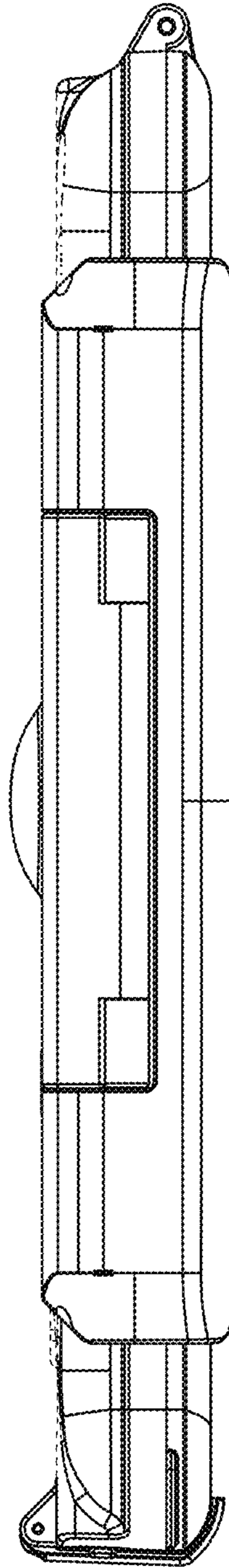


FIG. 3




FIG. 4

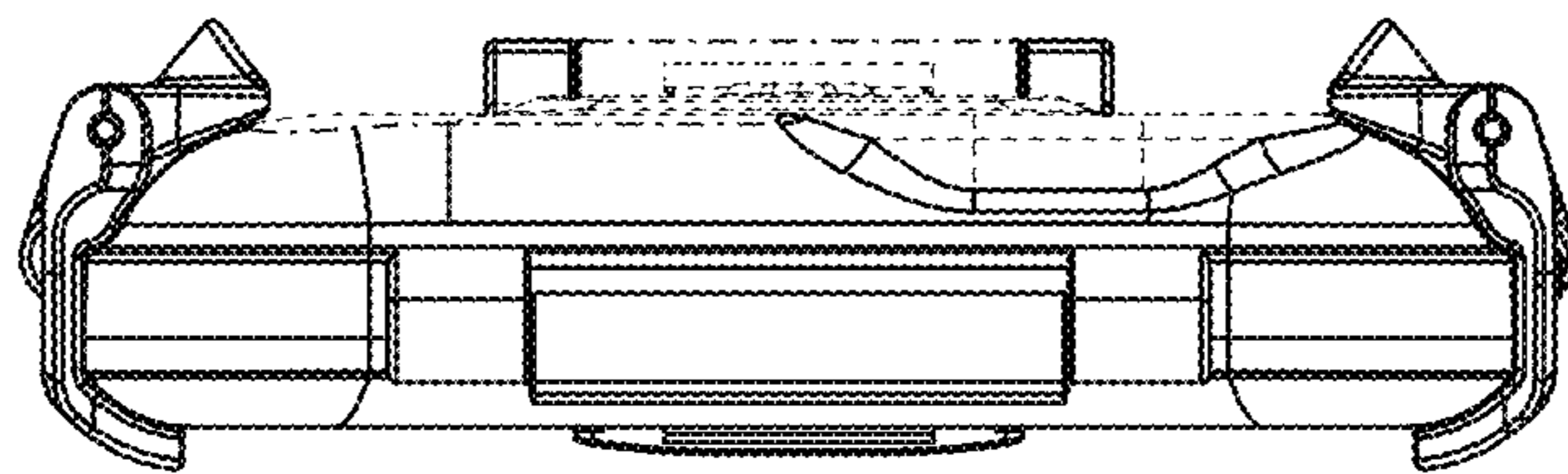


FIG. 5

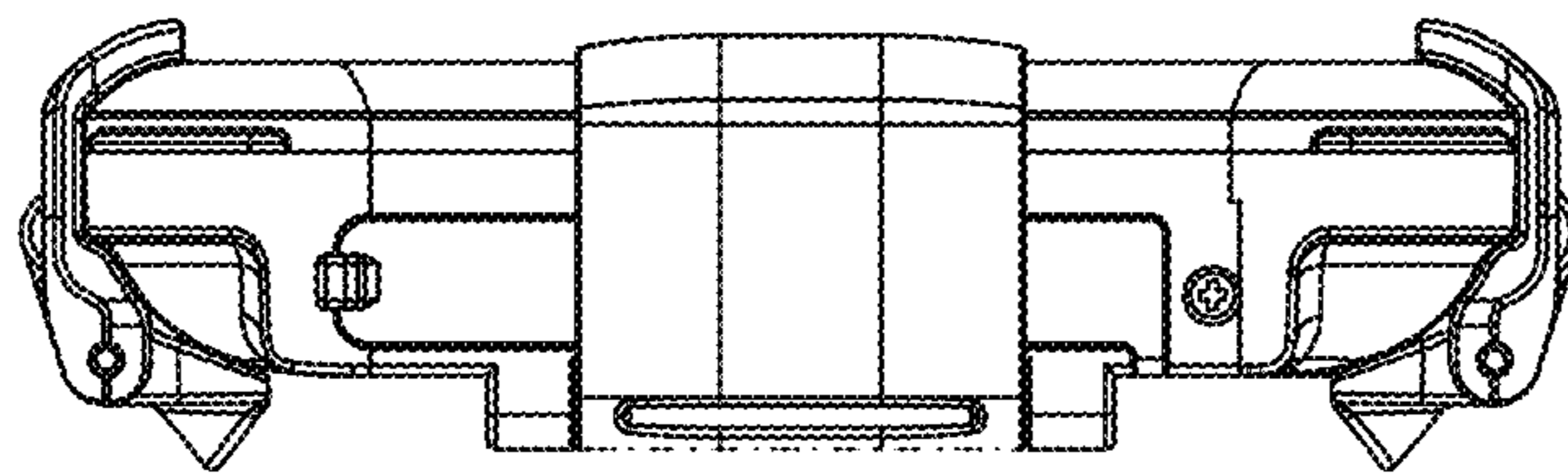


FIG. 6

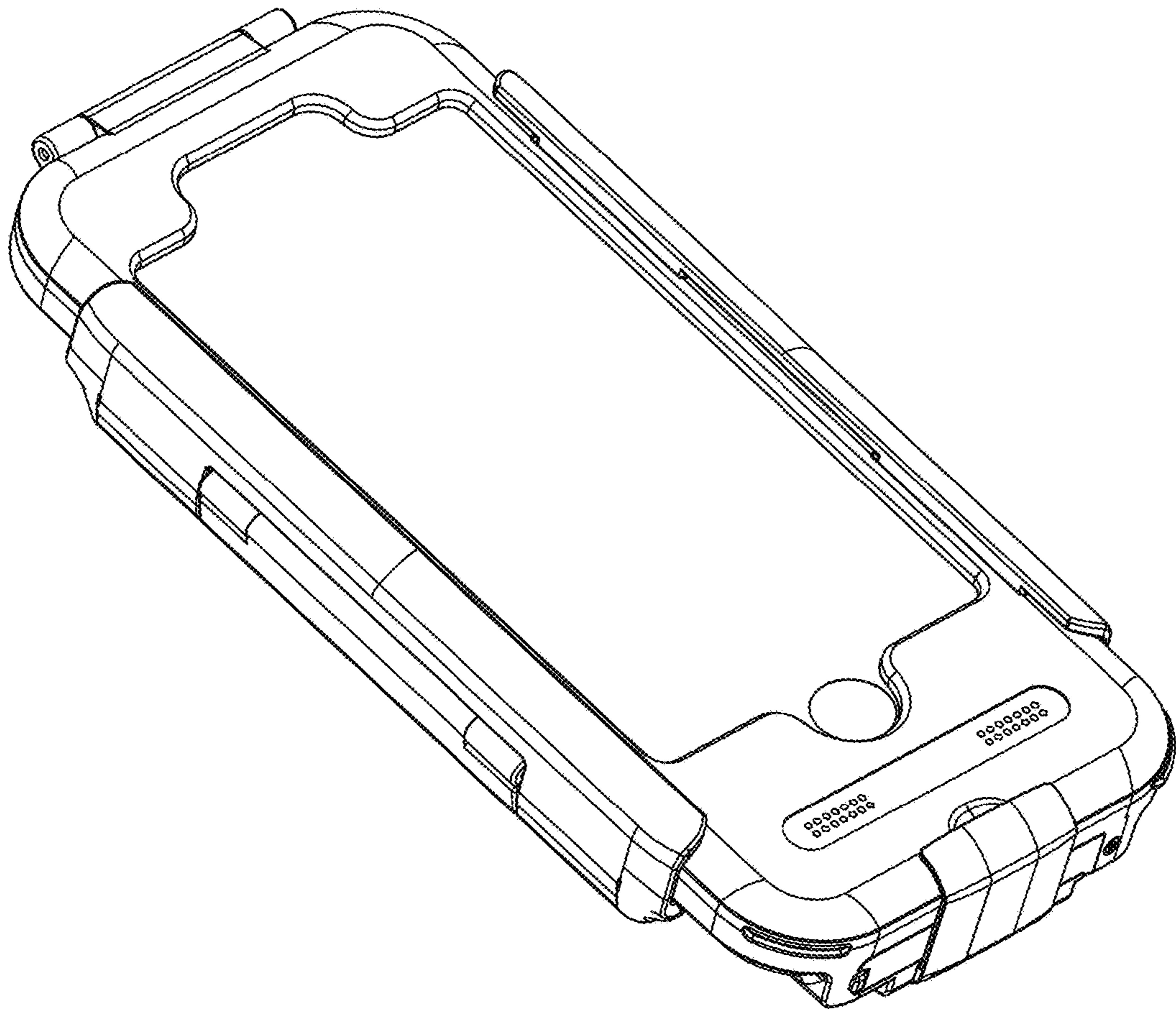


FIG. 7