



US00D838700S

(12) **United States Design Patent**
Yang et al.

(10) **Patent No.:** **US D838,700 S**

(45) **Date of Patent:** **** Jan. 22, 2019**

- (54) **ANTENNA**
- (71) Applicant: **SHENZHEN ANTOP TECHNOLOGY LIMITED**, Shenzhen (CN)
- (72) Inventors: **Ruidian Yang**, Shenzhen (CN); **Bojia Yang**, Shenzhen (CN)
- (73) Assignee: **SHENZHEN ANTOP TECHNOLOGY LIMITED**, Shenzhen (CN)

(**) Term: **15 Years**

(21) Appl. No.: **29/614,623**

(22) Filed: **Aug. 21, 2017**

(51) **LOC (11) Cl.** **14-03**

(52) **U.S. Cl.**
USPC **D14/230**

(58) **Field of Classification Search**
USPC D14/203.3, 203.6, 230-238, 238.1, 204, D14/216, 221, 240, 242, 299, 314, 343, D14/496, 509

CPC H01Q 1/12; H01Q 1/22; H01Q 1/007; H01Q 1/38; H01Q 7/00; H01Q 9/40; H01Q 9/285; H01Q 9/065; H01Q 9/44; H01Q 9/265; H01Q 19/10; H01Q 19/106; H01Q 19/12; H01Q 19/13; H01Q 19/15; H01Q 19/30; H01Q 21/28; H01Q 21/06; H01Q 21/062; H01Q 21/293; G05D 1/02; G05D 1/0234

See application file for complete search history.

(56) **References Cited**

U.S. PATENT DOCUMENTS

D132,380 S *	5/1942	Page	343/872
D211,179 S *	5/1968	Rosenberry	D14/234
D368,720 S *	4/1996	Godar	D14/230
D416,561 S *	11/1999	Godar	D14/230

6,323,821 B1 *	11/2001	McLean	H01Q 1/36 343/752
D470,837 S *	2/2003	Tourres	D14/230
D572,619 S *	7/2008	Beland	D10/118
D573,182 S *	7/2008	Ricketts	D19/10
D680,107 S *	4/2013	Piedra	D14/250
D751,535 S *	3/2016	Poddaturi	D14/230
D756,758 S *	5/2016	Meyers	D8/374
D761,771 S *	7/2016	Winstead	D14/230
D798,132 S *	9/2017	Meyers	D8/374
D807,859 S *	1/2018	Wagner	D14/215

(Continued)

OTHER PUBLICATIONS

ANTOP Paper Thin AT-105B Indoor HDTV Antenna, online, no post date, <URL: <https://antopusa.com/product/smartpass-amplified-indoor-hdtv-antenna-paper-thin-at-105b/>>, retrieved Oct. 12, 2018.*

(Continued)

Primary Examiner — Jeffrey D Asch
Assistant Examiner — Rebekah A Caruso

(74) *Attorney, Agent, or Firm* — Muncy, Geissler, Olds & Lowe, P.C.



(57) **CLAIM**

The ornamental design for an antenna, as shown and described.

DESCRIPTION

FIG. 1 is a front, bottom, right perspective view of an antenna showing our new design;
FIG. 2 is a front elevational view thereof;
FIG. 3 is a rear elevational view thereof;
FIG. 4 is a right side view thereof;
FIG. 5 is a left side view thereof;
FIG. 6 is a top plan view thereof;
FIG. 7 is a bottom plan view thereof;
FIG. 8 is a rear, right, top perspective view thereof; and,
FIG. 9 is a rear, left, bottom perspective view thereof.

1 Claim, 9 Drawing Sheets



(56)

References Cited

U.S. PATENT DOCUMENTS

D815,623 S * 4/2018 Yang D14/230
D829,694 S * 10/2018 Yang D14/230
2008/0180342 A1* 7/2008 Kerselaers H01Q 9/285
343/795
2011/0050537 A1* 3/2011 Wu H01Q 1/243
343/878
2016/0149288 A1* 5/2016 Wang H01Q 1/007
343/906

OTHER PUBLICATIONS

ANTOP HDTV AT-120 Indoor Antenna, amazon online, date first available Mar. 10, 2016, <URL: <https://www.amazon.com/ANTOP-Multi-directional-Reception-Performance-AT-120/dp/B01CTY6QS4> >, retrieved Oct. 12, 2018.*

ANTOP Paper Thin AT-103B Indoor HDTV Antenna, online, no post date, <URL: <https://antopusa.com/product/smartpass-amplified-indoor-hdtv-antenna-paper-thin-at-103b/> >, retrieved Oct. 12, 2018.*

* cited by examiner




FIG. 1




FIG. 2




FIG. 3




FIG. 4



FIG. 5



FIG. 6




FIG. 7



FIG. 8



FIG. 9